

T555NCGBC

Parts Catalog

# 목 차

---

## 1. 엔진 PART NO. EG

FIG 100 ENGINE	7
FIG 101A CYLINDER BLOCK (T554)	9
FIG 102 GEAR HOUSING	11
FIG 103 FLYWHEEL HOUSING & OIL SUMP	13
FIG 104A CYLINDER HEAD & BONNET (T554)	15
FIG 105A SUCTION MANIFOLD (T554)	18
FIG 106A EXHAUST MANIFOLD (T554)	20
FIG 107A DIESEL PARTICULATE FILTER (T554)	22
FIG 108 CAMSHAFT & DRIVING GEAR	24
FIG 109 TURBINE (T554)	26
FIG 110A CRANKSHAFT & PISTON (T554)	28
FIG 111 BALANCER	30
FIG 112A LUB. OIL SYSTEM (T554)	32
FIG 113 LUB. OIL LINE (T554)	34
FIG 114 COOLING WATER SYSTEM	36
FIG 115 FUEL SUPPLY PUMP	38
FIG 116A FUEL INJECTION VALVE (T554)	40
FIG 117 FUEL LINE	42
FIG 118 STARTING MOTOR	44
FIG 119 GENERATOR	46
FIG 120A ELECTRONIC CONTROL UNIT (T554)	48
FIG 121A ELECTRIC PARTS (T554)	50
FIG 122A ACCESSORY (T554)	52

## 2. 엔진보기품 PART NO. T2

FIG 201 AIR CLEANER	55
FIG 202 RADIATOR	57
FIG 203 MUFFLER	59
FIG 204 FUEL HOSE & FILTER	61
FIG 205 FUEL TANK	63

FIG 206 ACCELERATOR	65
FIG 208 FAN , COOLING	67

### 3. 클러치/브레이크/스티어링 PART NO. T3

FIG 301 CLUTCH	70
FIG 302 CLUTCH PEDAL	72
FIG 303 BRAKE	74
FIG 304 BRAKE PEDAL & LINKAGE	76
FIG 305A FRONT WHEEL	78
FIG 305B FRONT WHEEL (R4 OPTION)	80
FIG 306A REAR WHEEL	82
FIG 306B REAR WHEEL (R4 OPTION)	84
FIG 307 POWER STEERING WHEEL	86
FIG 308 POWER STEERING VALVE	88
FIG 309 POWER STEERING CYLINDER	90
FIG 310 HAND BRAKE	92

### 4. 트랜스미션 PART NO. T4

FIG 401 TRANSMISSION FRONT CASE	95
FIG 402 FORWARD & BACKWARD GEARS	97
FIG 403 IDLE & COUNTER GEARS	99
FIG 404 MAIN SHIFT GEARS	101
FIG 405 P.T.O DRIVE SHAFT	103
FIG 406 MAIN CHANGE LEVER	105
FIG 407 REVERSE CHANGE LEVER	107
FIG 408 TRANSMISSION MID CASE	109
FIG 409 TRANSMISSION REAR CASE	111
FIG 410 SUB CHANGE GEARS	113
FIG 411 SUB CHANGE SHIFTER	115
FIG 413 DRIVE GEARS	117
FIG 414 4WD CHANGE LEVER	119
FIG 415 P.T.O CHANGE GEARS	121
FIG 416 P.T.O CHANGE SHIFTER	123
FIG 417 REAR DIFFERENTIAL GEARS	125
FIG 418 REAR AXLE HOUSING	128

### 5. 프론트 액슬 PART NO. T5

FIG 501 FRONT AXLE SUPPORT	131
----------------------------	-----

FIG 502 FRONT DRIVE SHAFT	133
FIG 503 FRONT AXLE HOUSING	135
FIG 504 FRONT DIFFERENTIAL GEARS	137
FIG 505 FRONT GEAR CASE (1)	139
FIG 506 FRONT GEAR CASE (2)	141
FIG 507 FRONT GEAR CASE (3)	143

## 6. 유압/3점 링크 PART NO. T6

FIG 601 CYLINDER CASE	146
FIG 602 LIFT ARM	148
FIG 603 CYLINDER	150
FIG 604 POSITION LINK	152
FIG 605 CONTROL VALVE	154
FIG 606 DRAFT LINK	156
FIG 607 POSITION & DRAFT LEVER	158
FIG 608 EXTERIOR HYD.VALVE	160
FIG 609 HYDRAULIC PIPE	162
FIG 610 JOYSTICK	165
FIG 611 HYDRAULIC HOSE	167
FIG 612 HITCH & 3-POINT LINK	169
FIG 613 HITCH & 3-POINT LINK	172

## 7. 시트메탈/캐빈 PART NO. T7

FIG 701 HOOD (1)	175
FIG 702 HOOD (2)	177
FIG 704B LEVER COVER & STEP-Non CAB	179
FIG 705 FRONT & REAR MOUNTING	181
FIG 706 SEAT & MAT	183
FIG 710B FRAME&2POLES ROPS-Non CAB	185
FIG 713B SUB FENDER&COVER-Non CAB	187
FIG 714B MIRROR&WORKING LAMP-Non CAB	189
FIG 718 CABIN INTERIOR	191

## 8. 전장 PART NO. T8

FIG 801 BATTERY MOUNTING	194
--------------------------	-----



FIG 802 LIGHT & BACK LAMP	196
FIG 803 INSTRUMENT PANEL	198
FIG 804 ELECTRIC SYSTEM (1)	200
FIG 805B ELECTRIC SYSTEM (2)-Non CAB	202
FIG 806 ELECTRIC SYSTEM (3)	204

## 9. 라벨/옵션 PART NO. T9

FIG 901 TOOL & ACCESSORY	207
FIG 902 WEIGHT	209
FIG 903 LABEL	211

## 1. 엔진 PART NO. EG

FIG 100 ENGINE	7
FIG 101A CYLINDER BLOCK (T554)	9
FIG 102 GEAR HOUSING	11
FIG 103 FLYWHEEL HOUSING & OIL SUMP	13
FIG 104A CYLINDER HEAD & BONNET (T554)	15
FIG 105A SUCTION MANIFOLD (T554)	18
FIG 106A EXHAUST MANIFOLD (T554)	20
FIG 107A DIESEL PARTICULATE FILTER (T554)	22
FIG 108 CAMSHAFT & DRIVING GEAR	24
FIG 109 TURBINE (T554)	26
FIG 110A CRANKSHAFT & PISTON (T554)	28
FIG 111 BALANCER	30
FIG 112A LUB. OIL SYSTEM (T554)	32
FIG 113 LUB. OIL LINE (T554)	34
FIG 114 COOLING WATER SYSTEM	36
FIG 115 FUEL SUPPLY PUMP	38
FIG 116A FUEL INJECTION VALVE (T554)	40
FIG 117 FUEL LINE	42
FIG 118 STARTING MOTOR	44
FIG 119 GENERATOR	46
FIG 120A ELECTRONIC CONTROL UNIT (T554)	48
FIG 121A ELECTRIC PARTS (T554)	50
FIG 122A ACCESSORY (T554)	52

FIG 100 T555NCGBC	ENGINE	년/월 Year/Month
		2022-12
NOTE		



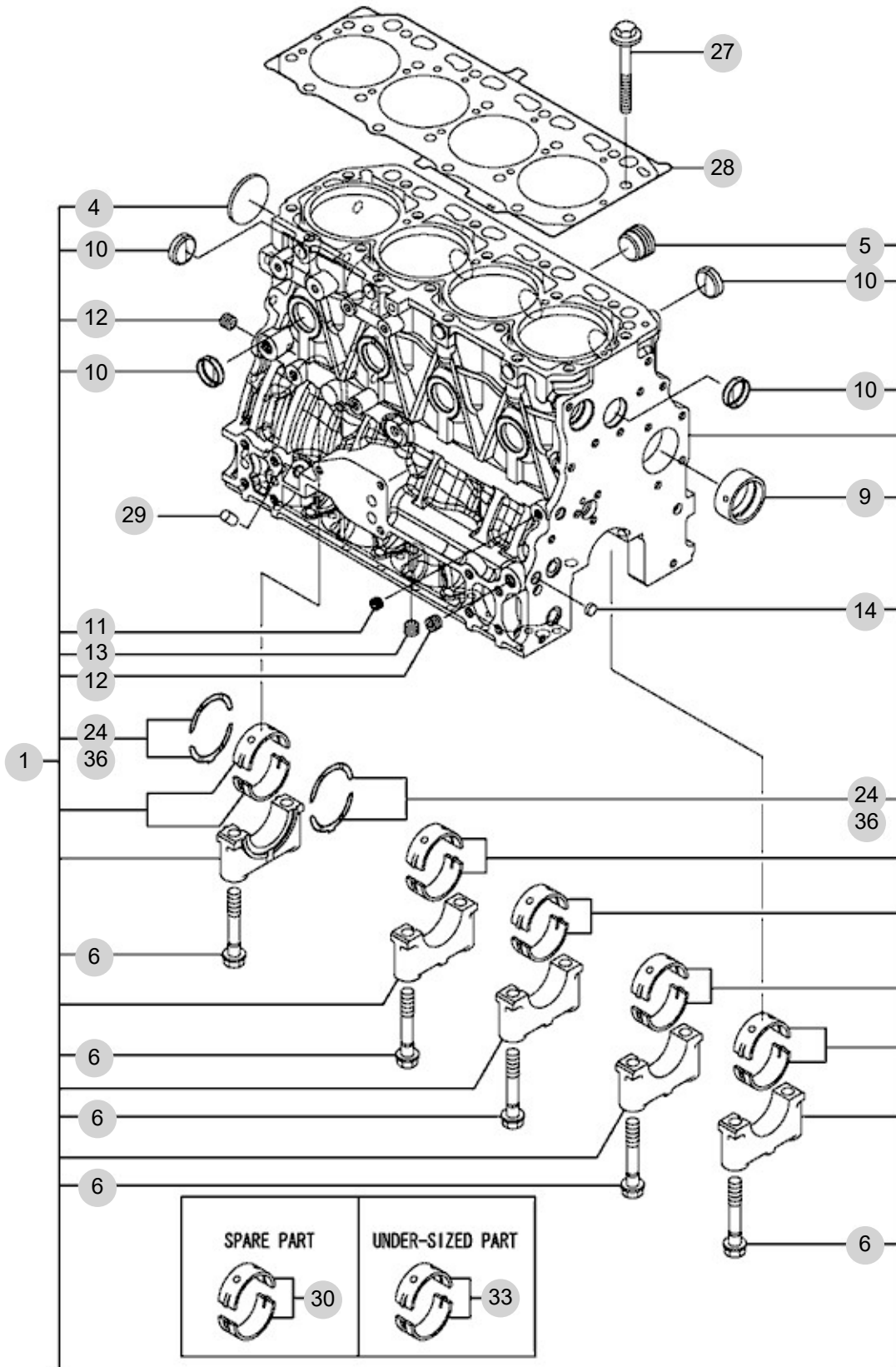
FIG 101A

CYLINDER BLOCK (T554)

년/월  
Year/Month

2022-12

T555NCGBC



NOTE



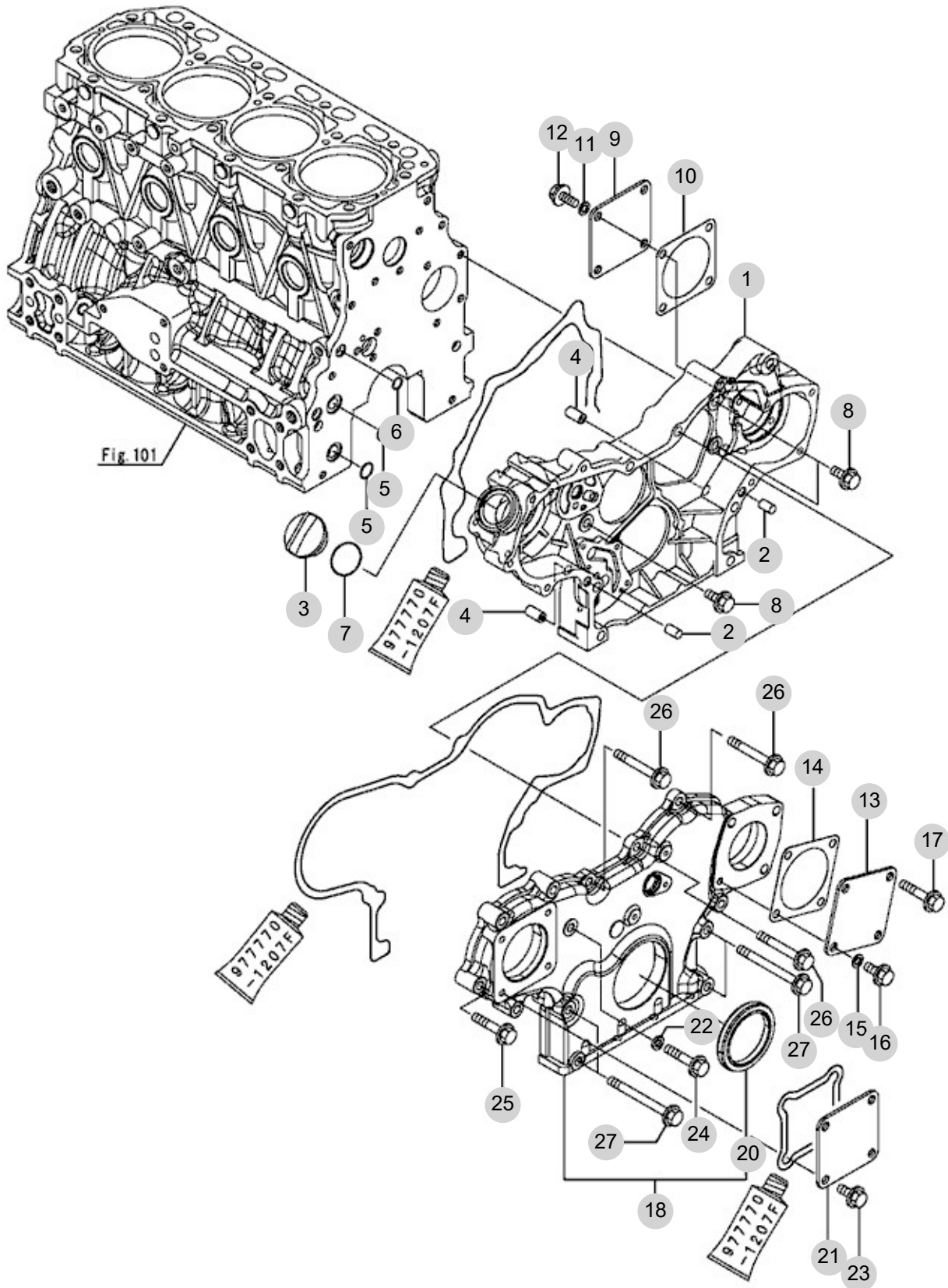
FIG 102

GEAR HOUSING

년/월  
Year/Month

2022-12

T555NCGBC



NOTE



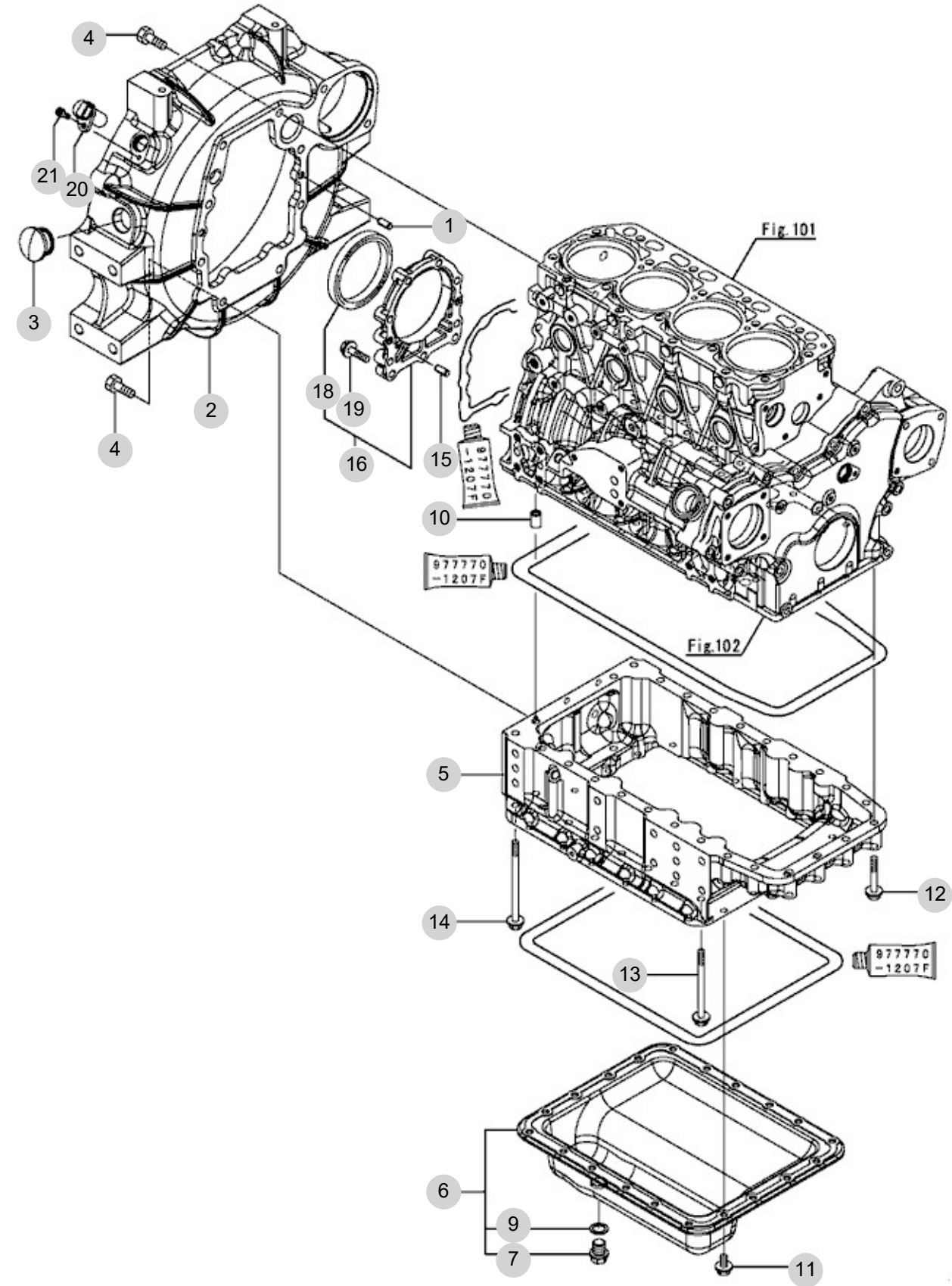


FIG 103

FLYWHEEL HOUSING & OIL SUMP

년/월  
Year/Month

2022-12



NOTE





FIG 104A T555NCGBC		CYLINDER HEAD & BONNET (T554)					년/월 Year/Month	
							2022-12	
KEY NO	PART NO	DESCRIPTION	SPEC	QTY	REPAIR	EFFECTIVE DATE	REMARKS	
104A	1	129601-11241	SHAFT ASSY, ROCKER		1			
104A	2	129601-11251	SHAFT, ROCKER ARM		1			
104A	4	119802-11260	SUPPORT, ?ROCKER?ARM		2			
104A	5	119802-11270	SUPPORT, ROCKER ARM		3			
104A	6	129150-11280	SPRING		4			
104A	7	129004-11650	ARM, ?ROCKER		8			
104A	8	129150-11230	SCREW, VALVE ADJUST		8			
104A	10	129150-11750	NUT, M8		8			
104A	11	26226-080182	STUD, ?M8X18		3			
104A	12	129150-11370	CAP, VALVE		8			
104A	13	129C01-11700	HEAD ASSY, CYLINDER		1			
104A	21	27241-400000	PLUG, ?40		2			
104A	22	129005-11100	VALVE, INTAKE		4			
104A	23	129795-11120	SPRING, VALVE		8			
104A	24	129100-11130	VALVE, ?EXHAUST		4			
104A	25	129795-11180	RETAINER, SPRING		8			
104A	26	124460-11340	SEAL, VALVE STEM		4			
104A	27	129A00-11340	SEAL, ?VALVE?STEM		4			
104A	28	27310-080001	COTTER, 8		8			
104A	30	129978-11871	GASKET, INJECTOR		4			
104A	31	129A00-11900	RETAINER, ?INJECTOR		4			
104A	32	120270-54410	WASHER, INJECTOR		4			
104A	33	22351-060012	스프링핀		2			
104A	34	26106-080252	육각플랜지볼트		3			
104A	35	26106-080352	육각플랜지볼트		4			
104A	36	26106-080502	BOLT, M8X50 PLATED		7			
104A	37	124160-01751	COVER, ?FILLER		1			
104A	38	129C01-11351	BONNET ASSY		1			
104A	39	129004-03010	PLATE		1			
104A	40	129150-03070	BAFFLE, ?BREATHER		1			
104A	41	123907-03100	DIAPHRAGM		1			
104A	42	123907-03110	PLATE		1			
104A	43	123907-03120	PLATE, ?BREATHER		1			
104A	44	123907-03140	SPRING, DIAPHRAGM		1			
104A	46	129C00-11310	GASKET, COVER		1			
104A	47	129A00-11330	JOINT		1			
104A	48	129009-11340	SPRING		1			
104A	49	129A00-12703	SENSOR, PRESSURE		1			
104A	50	129A00-12780	O-RING, PRES?SENSOR		2			
104A	51	129A00-13360	HOSE ASSY, PRES EXH		1			
104A	53	129A00-13380	CLIP, HOSE 14		2			
104A	54	119640-61400	PLUG		1			
104A	55	22857-500100	SCREW, 5X10		4			
104A	56	22857-500100	SCREW, 5X10		6			
104A	57	22857-500100	SCREW, ?5X10		1			
NOTE								

FIG 104A		CYLINDER HEAD & BONNET (T554)						년/월 Year/Month	
								2022-12	
		T555NCGBC		KEY NO	PART NO	DESCRIPTION	SPEC	QTY	REPAIR
104A	58	26450-060162	BOLT, M6X16			2			
104A	59	124160-11360	KNOB			3			
104A	60	24311-000120	O-RING, ?1AP12.0			3			
104A	61	24311-000320	운동용O링			1			
104A	62	129C01-03050	JOINT,BREATHER			1			
104A	63	129C01-03080	HOSE?ASSY, ?BREATHER			1			
104A	65	129410-03990	클램프	123 X 456 X 789		2			
104A	67	129C01-12060	HOSE,INTAKE			1			
104A	68	129A00-12711	SENSOR,AIR?TEMP			1			
104A	69	129A00-12790	O-RING,TEMP SENSOR			1			
104A	70	23000-060000	CLAMP, 60			2			
104A	71	26106-060162	BOLT, ?M6X16?PLATED			1			
104A	72	129A01-07900	LIFTER, ENGINE			1			
104A	73	129A01-16810	STAY,DPF			1			
104A	74	129A23-17380	BRACKET, ?DPF			1			
104A	75	26106-080202	볼트	8X20		2			
104A	76	26106-080252	육각플랜지볼트			1			
104A	77	26106-080302	육각플랜지볼트			2			
104A	78	129C01-07900	LIFTER, ENGINE			1			
104A	79	26106-080202	볼트	8X20		2			
104A	80	119803-77830	HARNESS, ?WIRE			1			
104A	81	129008-77800	PLUG, GLOW			4			
104A	82	129C00-77820	CONNECTOR, GLOW PLUG			1			
104A	83	120130-11860	GUIDE, ?VALVE			4			
104A	84	129150-11810	GUIDE, VALVE			4			
NOTE									

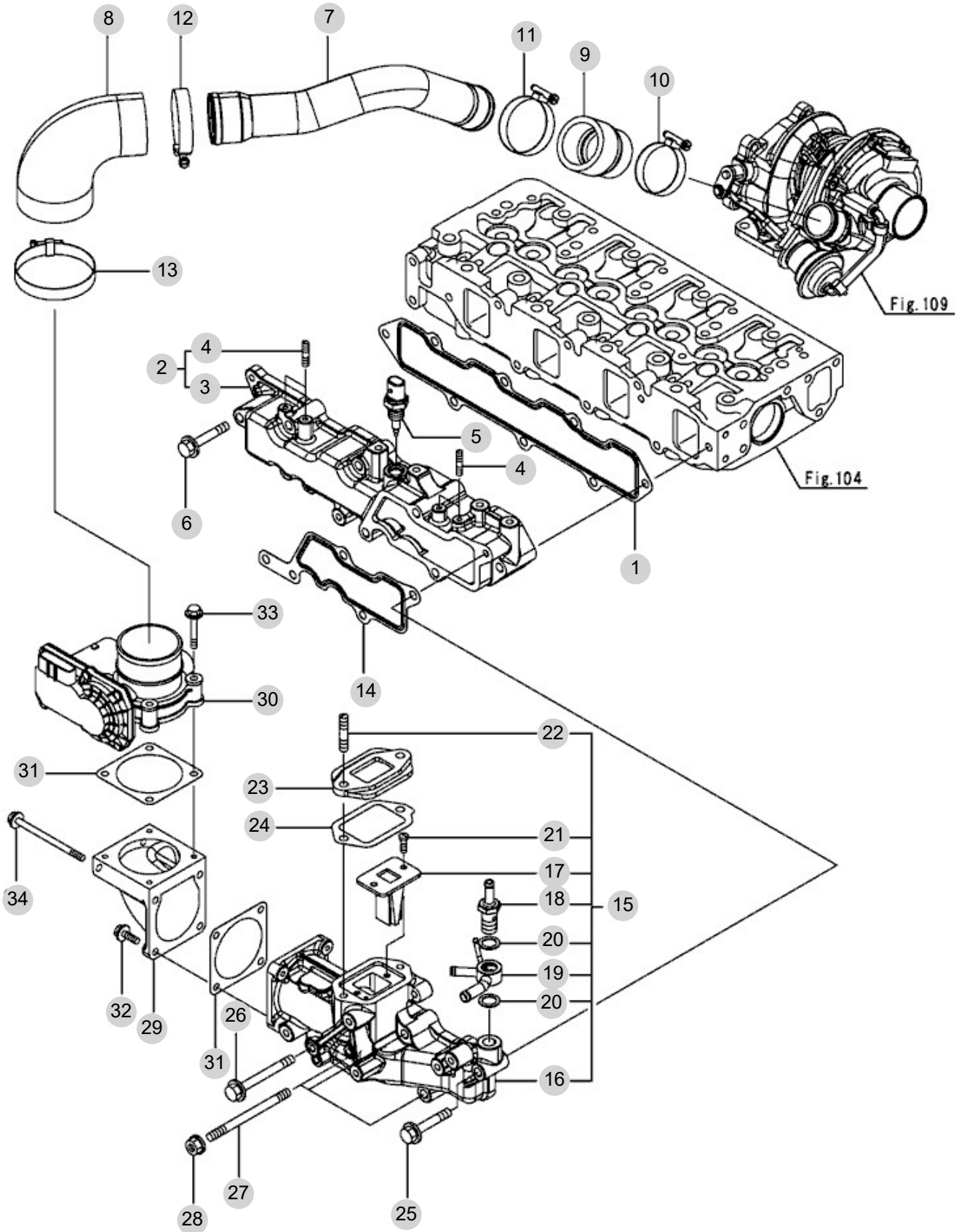
FIG 105A

T555NCGBC

SUCTION MANIFOLD (T554)

년/월  
Year/Month

2022-12



NOTE

FIG 105A T555NCGBC		SUCTION MANIFOLD (T554)					년/월 Year/Month	
							2022-12	
KEY NO	PART NO	DESCRIPTION	SPEC	QTY	REPAIR	EFFECTIVE DATE	REMARKS	
105A	1	129C00-12110	GASKET, INT MANIFOLD		1			
105A	2	129C01-12150	MANIFOLD CMP,INTAKE		1			
105A	3	129C01-12100	MANIFOLD,INT		1			
105A	4	26216-060202	심음볼트		4			
105A	5	129A00-12720	SENSOR,AIR TEMP		1			
105A	6	26106-080502	BOLT,?M8X50?PLATED		5			
105A	7	129C01-18200	DUCT SUCTION		1			
105A	8	129A01-18210	JOINT, RUBBER		1			
105A	9	129C01-18220	JOINT,?RUBBER		1			
105A	10	23000-048000	CLAMP, 48		1			
105A	11	23000-054000	CLAMP, 54		1			
105A	12	23000-060000	CLAMP,??60		1			
105A	13	23000-075000	CLAMP, 75		1			
105A	14	129A00-12810	GASKET, COLLECTOR		1			
105A	15	129A01-12851	COLLECTOR,?INT?CMP		1			
105A	16	129A01-12800	COLLECTOR, INT		1			
105A	17	129C01-13700	VALVE, REED		1			
105A	18	129A00-59110	JOINT,?HOSE?M14		1			
105A	19	129A00-59120	JOINT, HOSE 14		1			
105A	20	22190-140002	WASHER, SEAL 14		2			
105A	21	22857-500160	SCREW,?5X16		2			
105A	22	26216-080302	STUD, M8X30		2			
105A	23	129A00-13710	SPACER, EGR VALVE		1			
105A	24	129A00-13720	GASKET(EGR-V?SPACER)		1			
105A	25	26106-080502	BOLT, M8X50 PLATED		1			
105A	26	26106-080752	BOLT, M8X75 PLATED		1			
105A	27	26216-081052	STUD,?M8X105		3			
105A	28	26306-080002	NUT, M8		3			
105A	29	129A00-12820	BEND, INLET		1			
105A	30	129A00-12900	THROTTLE?BODY(INT)		1			
105A	31	129A00-12910	GASKET,THROTTLE		2			
105A	32	26106-060202	BOLT, M6X20 PLATED		2			
105A	33	26106-060402	BOLT,?M6X40?PLATED		4			
105A	34	26106-060902	BOLT, M6X90 PLATED		2			
NOTE								

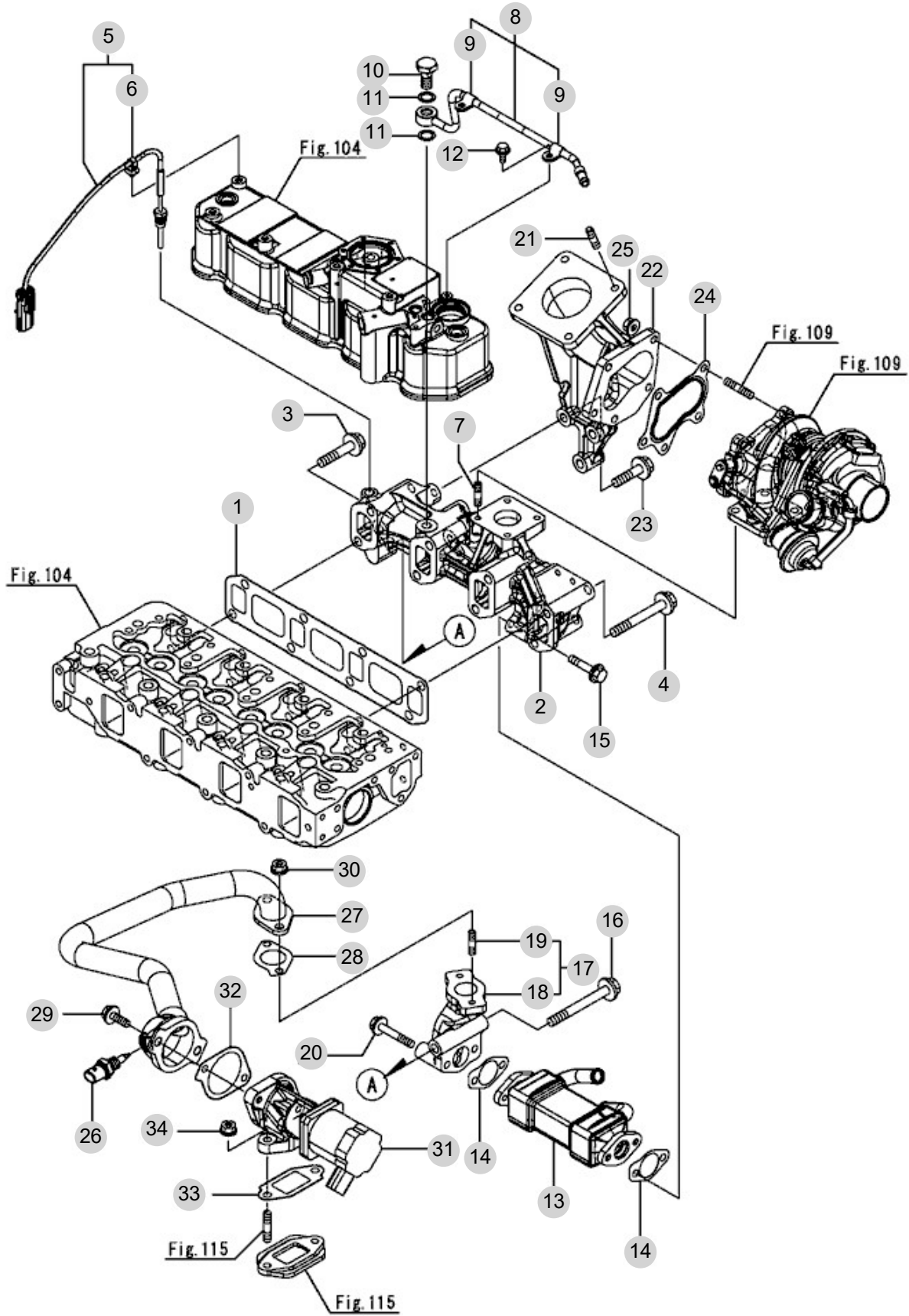
FIG 106A

EXHAUST MANIFOLD (T554)

년/월  
Year/Month

2022-12

T555NCGBC



NOTE





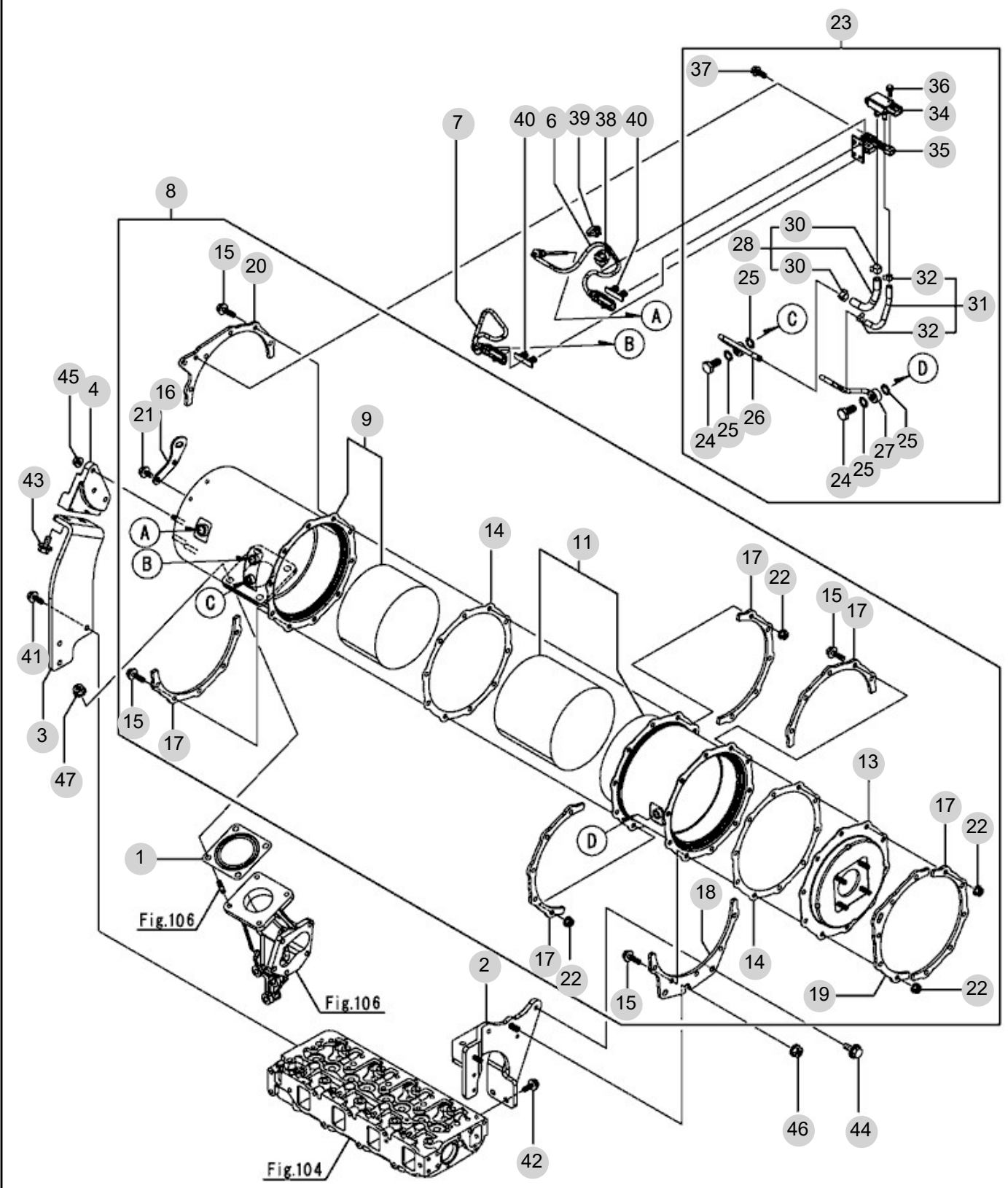
FIG 107A

DIESEL PARTICULATE FILTER (T554)

년/월  
Year/Month

2022-12

T555NCGBC



NOTE

FIG 107A T555NCGBC		DIESEL PARTICULATE FILTER (T554)					년/월 Year/Month	
							2022-12	
KEY NO	PART NO	DESCRIPTION	SPEC	QTY	REPAIR	EFFECTIVE DATE	REMARKS	
107A	1	128300-13230	GASKET,SILENCER		1			
107A	2	129C01-16811	STAY,DPF		1			
107A	3	129C01-16820	STAY,DPF		1			
107A	4	129C01-16830	STAY,DPF		1			
107A	6	129C00-13940	SENSOR,EXH.TEMP		1			
107A	7	129C00-13950	SENSOR,EXH.TEMP		1			
107A	8	129C01-16011	DPFASSY		1			
107A	9	129C01-16210	CASE,DOC		1			
107A	11	129C01-16410	CASE,SOOT FILTER		1			
107A	13	129C01-16550	FLANGE,OUTLET		1			
107A	14	129E00-16600	GASKET,DPF		2			
107A	15	129A00-16610	BOLT,M8X28 10.9T		20			
107A	16	129C01-16680	LIFTER,DPF		1			
107A	17	129C01-16700	STIFFENER,DPF A		5			
107A	18	129C01-16721	STIFFENER,DPF B		1			
107A	19	129C01-16740	STIFFENER,DPF C		1			
107A	20	129C01-16750	STIFFENER,DPF C		1			
107A	21	26106-080142	BOLT,M8X14 PLATED		2			
107A	22	26306-080002	NUT,M8		20			
107A	23	129E01-17220	SENSORUNIT, PRESSURE		1			
107A	24	129A00-13350	BOLT, PIPE JOINT		2			
107A	25	129A00-17311	GASKET,SENSOR		4			
107A	26	129E00-17310	PIPEASSY,PRES EXH		1			
107A	27	129E00-17360	PIPEASSY,PRES EXH		1			
107A	28	129C01-17610	HOSEASSY,PRES EXH		1			
107A	30	129A00-17520	CLIP,HOSE		2			
107A	31	129A00-17670	HOSEASSY,PRES EXH		1			
107A	32	129A00-17570	CLIP,HOSE		2			
107A	34	129A00-17702	SENSOR,PRESSURE		1			
107A	35	129A00-17780	BRACKET,SENSOR		1			
107A	36	26106-060162	BOLT,M6X16 PLATED		2			
107A	37	26106-080202	볼트	8X20	2			
107A	38	129A00-91200	BAND CLIP		1			
107A	39	129C00-91200	BAND		1			
107A	40	129A00-91430	CLIP,CONNECTOR		2			
107A	41	26106-080202	볼트	8X20	3			
107A	42	26106-080202	볼트	8X20	2			
107A	43	26106-100202	육각플랜지볼트		2			
107A	44	26106-100202	육각플랜지볼트		2			
107A	45	26306-080002	NUT,M8		3			
107A	46	26306-100002	NUT,M10		1			
107A	47	26306-100002	NUT,M10		4			
NOTE								

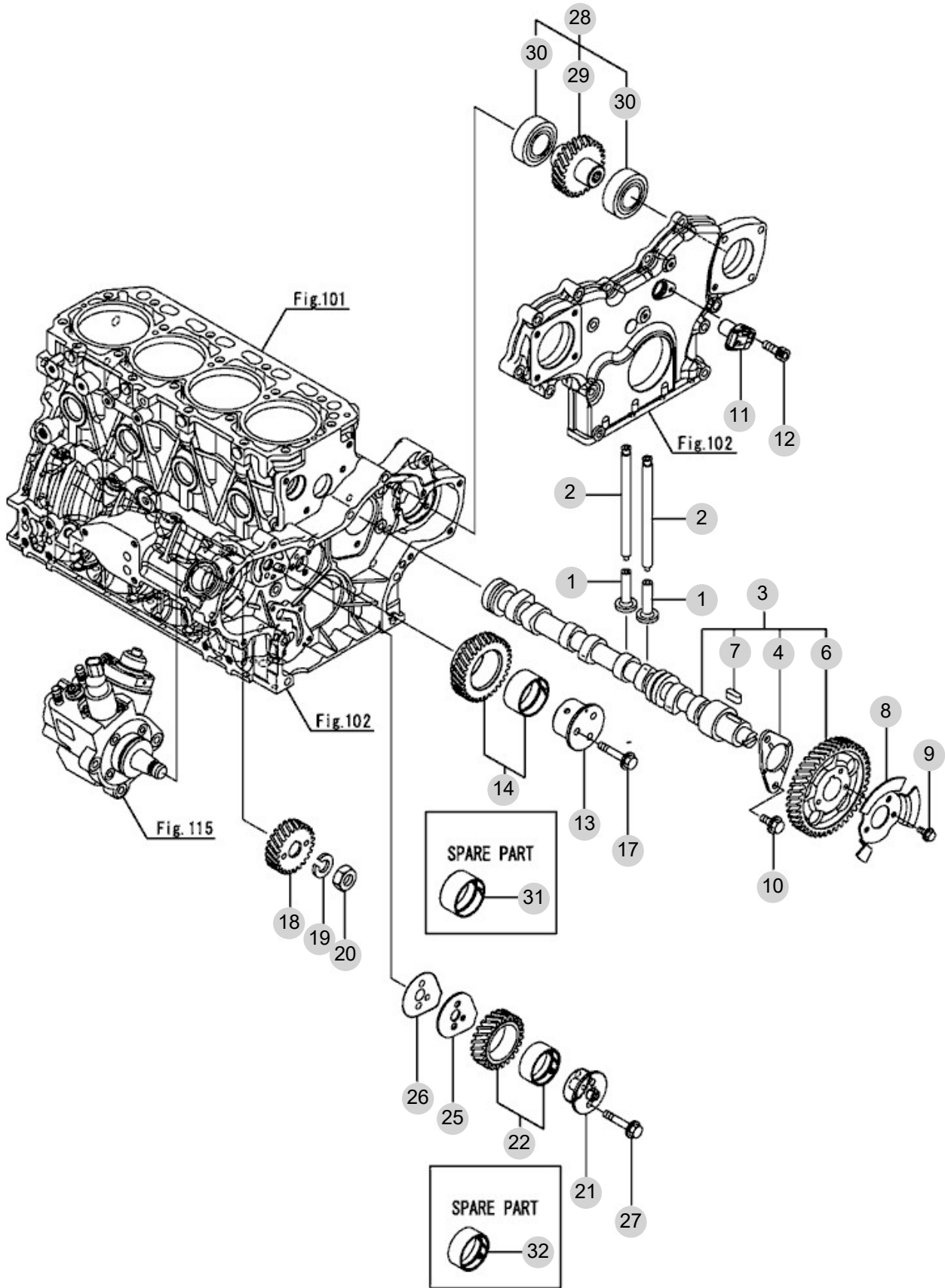
FIG 108

T555NCGBC

CAMSHAFT & DRIVING GEAR

년/월  
Year/Month

2022-12



NOTE



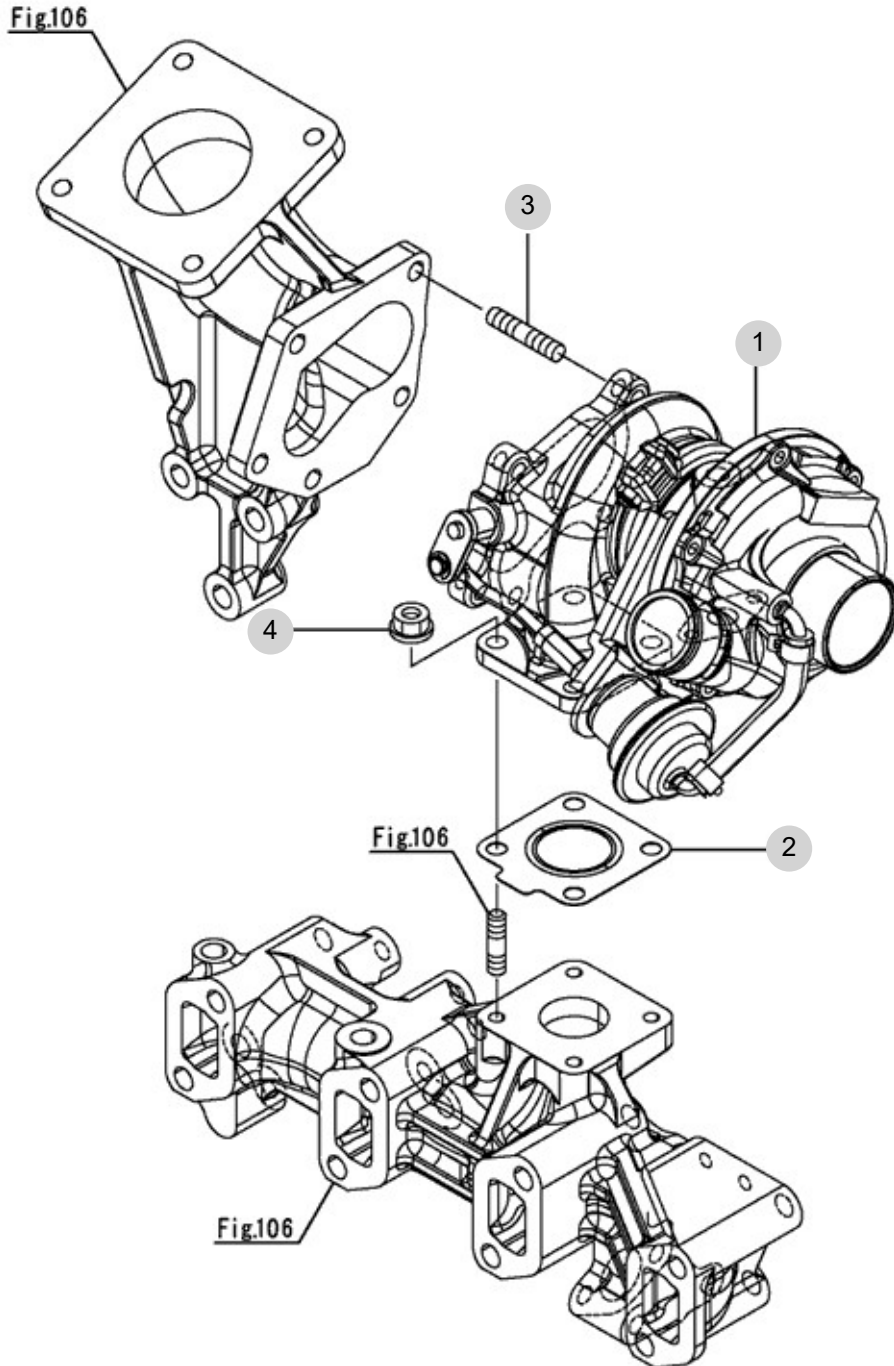
FIG 109

T555NCGBC

TURBINE (T554)

년/월  
Year/Month

2022-12



NOTE



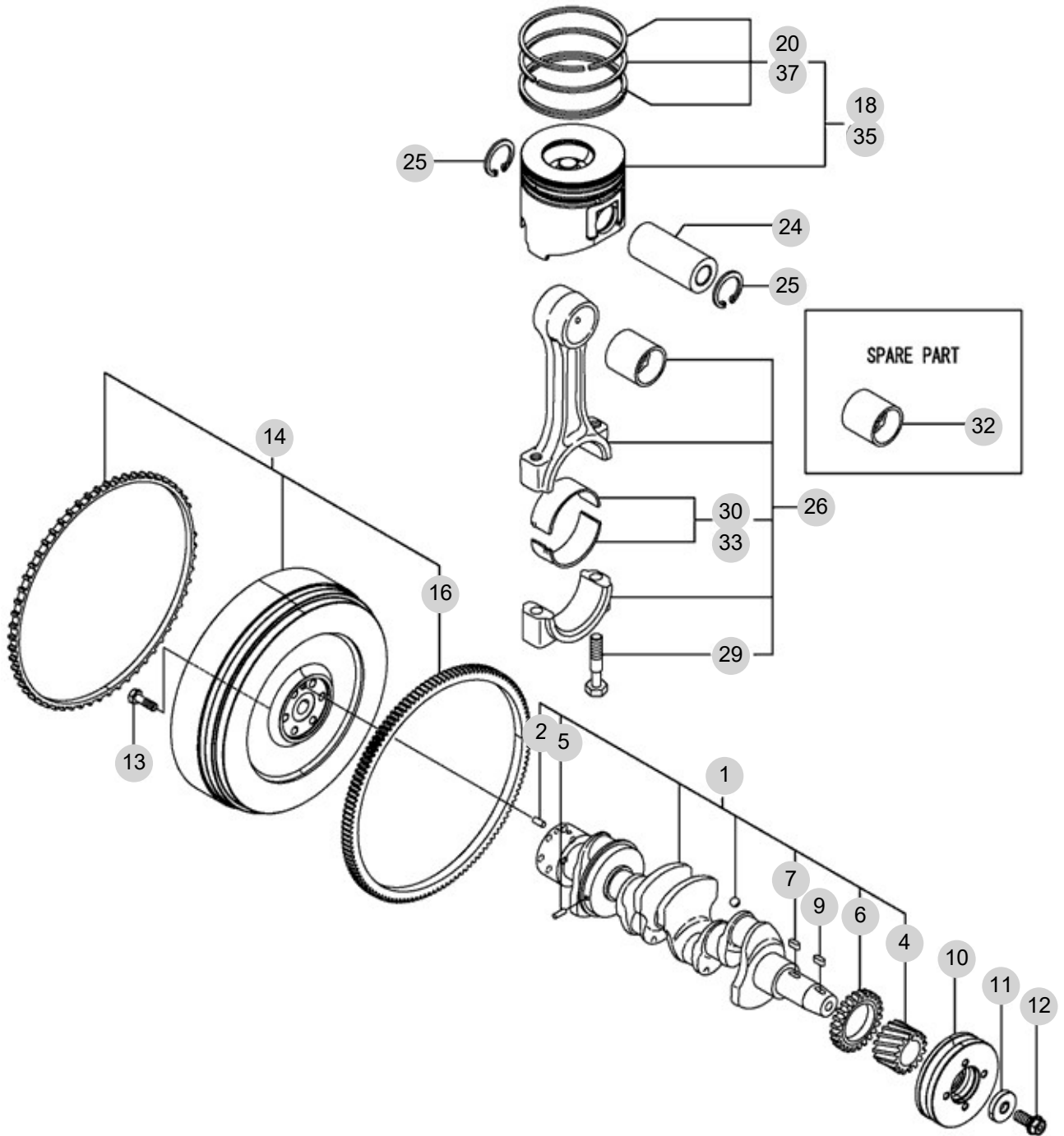
FIG 110A

T555NCGBC

CRANKSHAFT & PISTON (T554)

년/월  
Year/Month

2022-12



NOTE





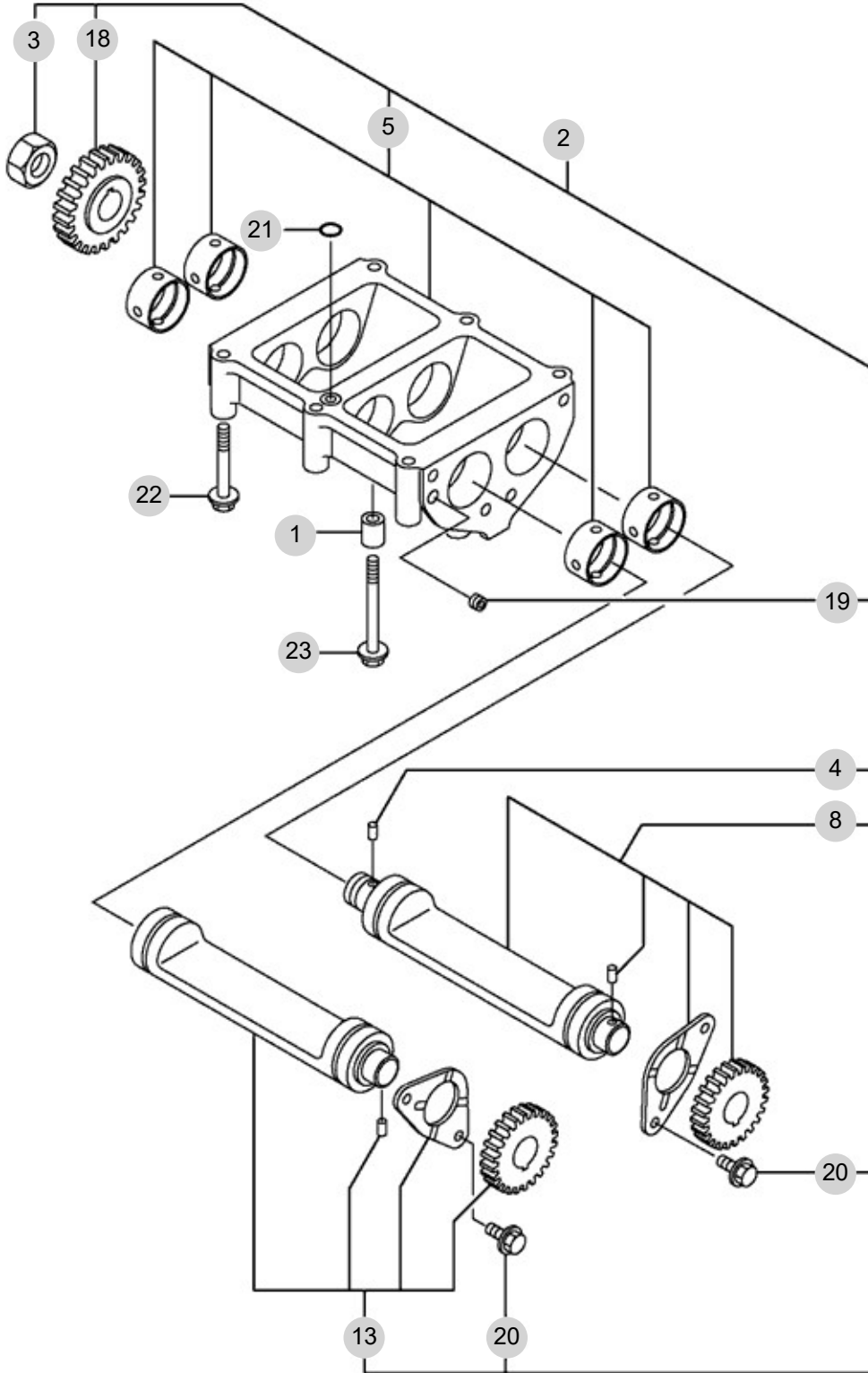
FIG 111

T555NCGBC

BALANCER

년/월  
Year/Month

2022-12



NOTE



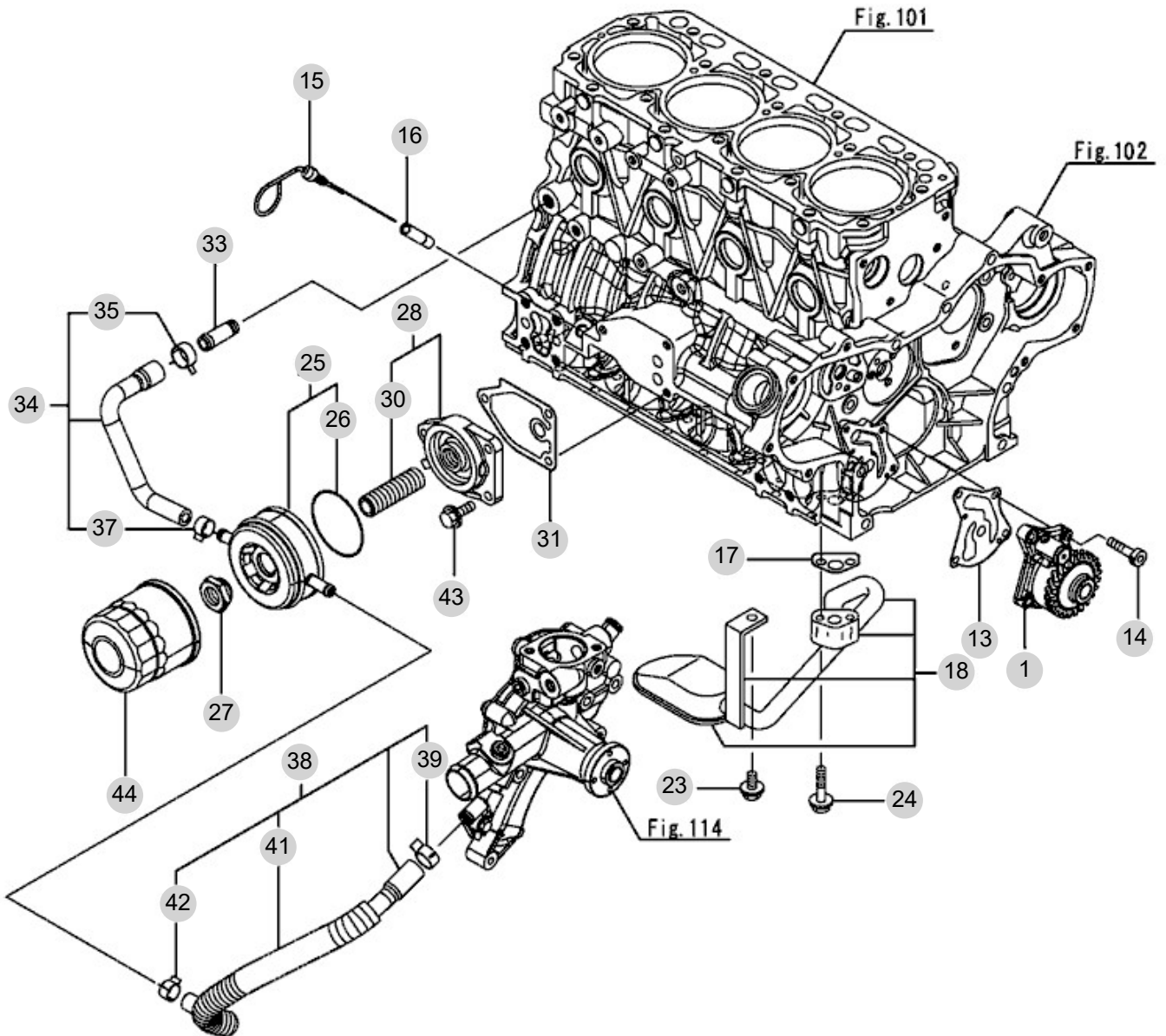
FIG 112A

T555NCGBC

LUB. OIL SYSTEM (T554)

년/월  
Year/Month

2022-12



NOTE



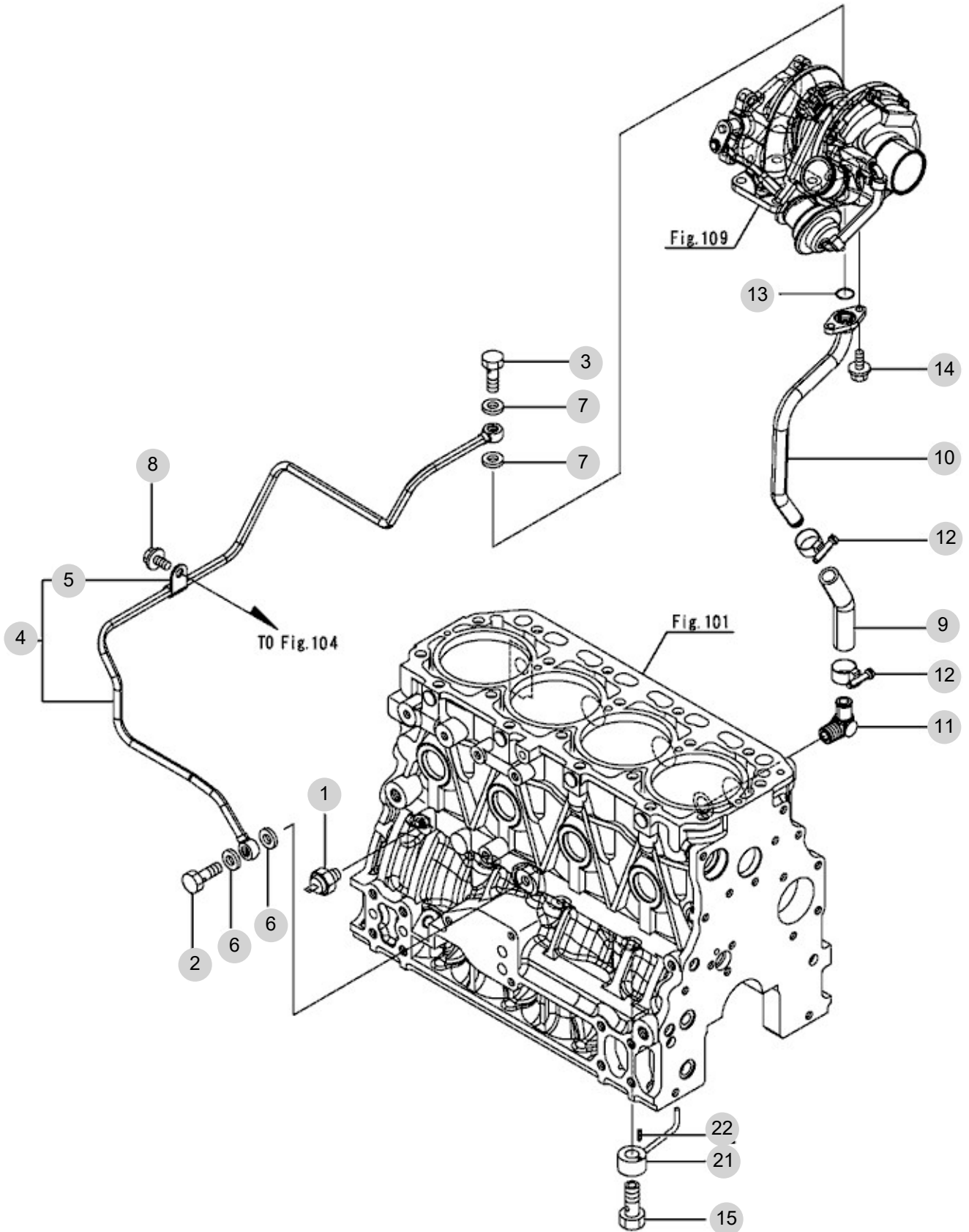
FIG 113

T555NCGBC

LUB. OIL LINE (T554)

년/월  
Year/Month

2022-12



NOTE



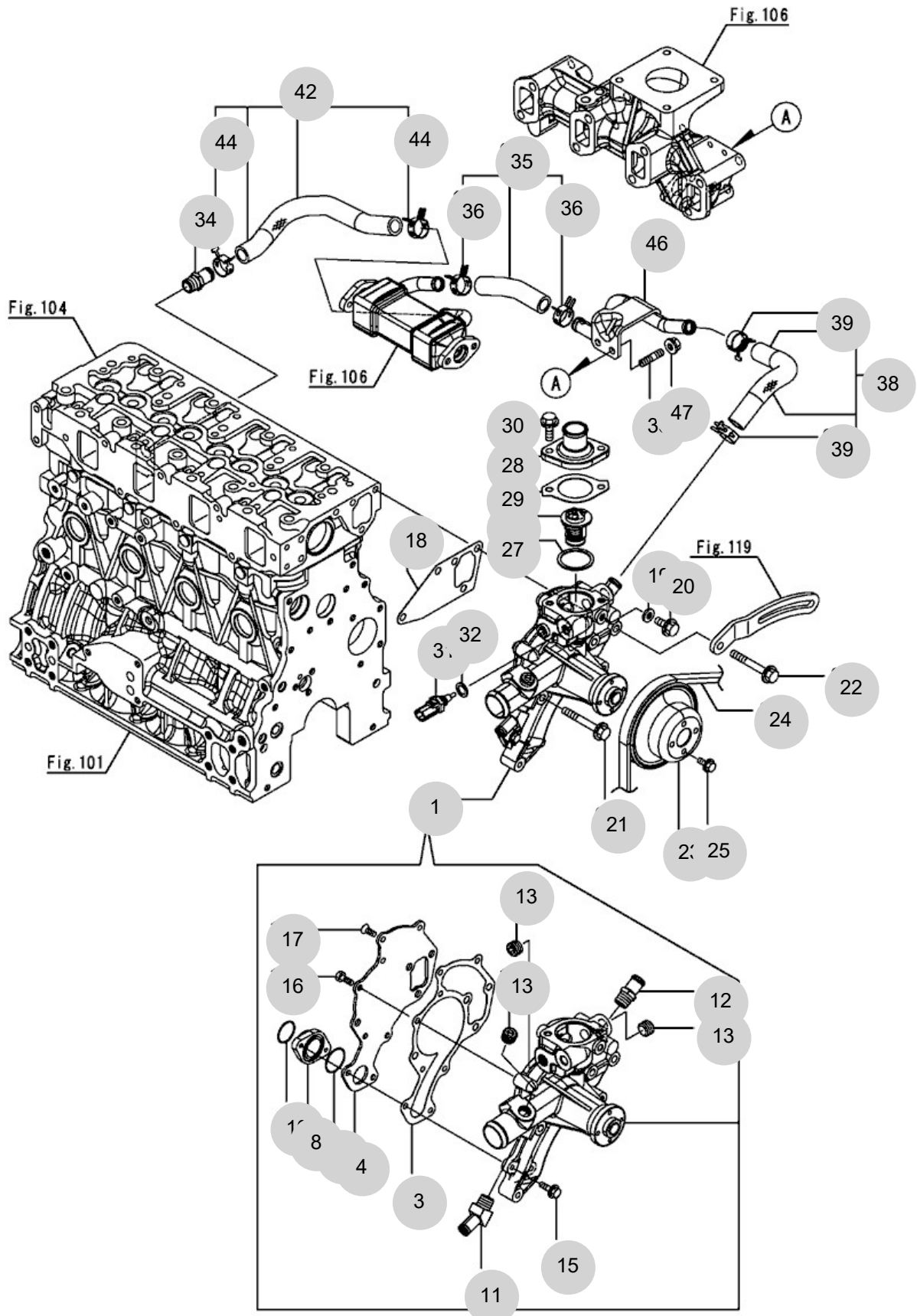
FIG 114

COOLING WATER SYSTEM

년/월  
Year/Month

2022-12

T555NCGBC



NOTE





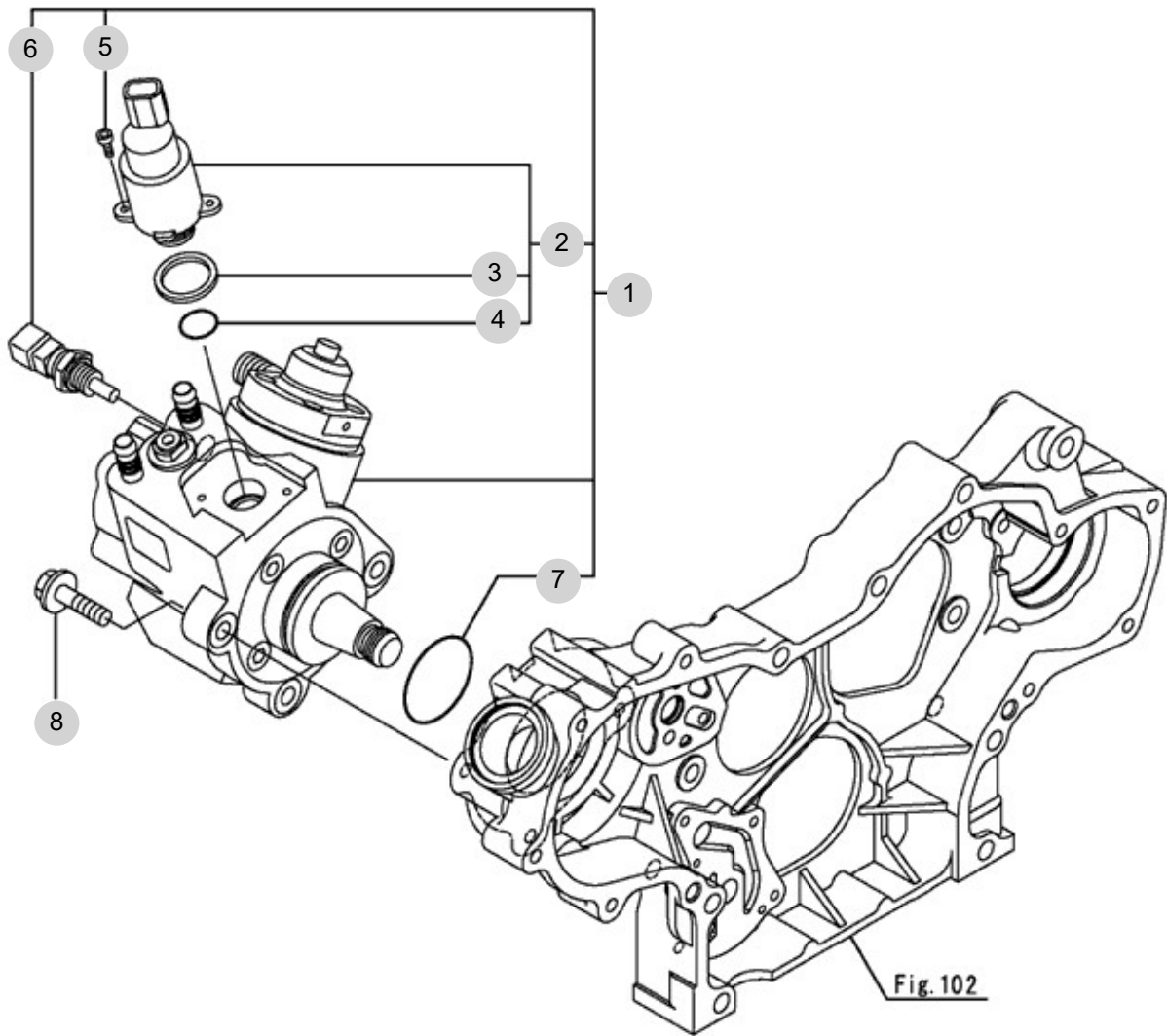
FIG 115

T555NCGBC

FUEL SUPPLY PUMP

년/월  
Year/Month

2022-12



NOTE



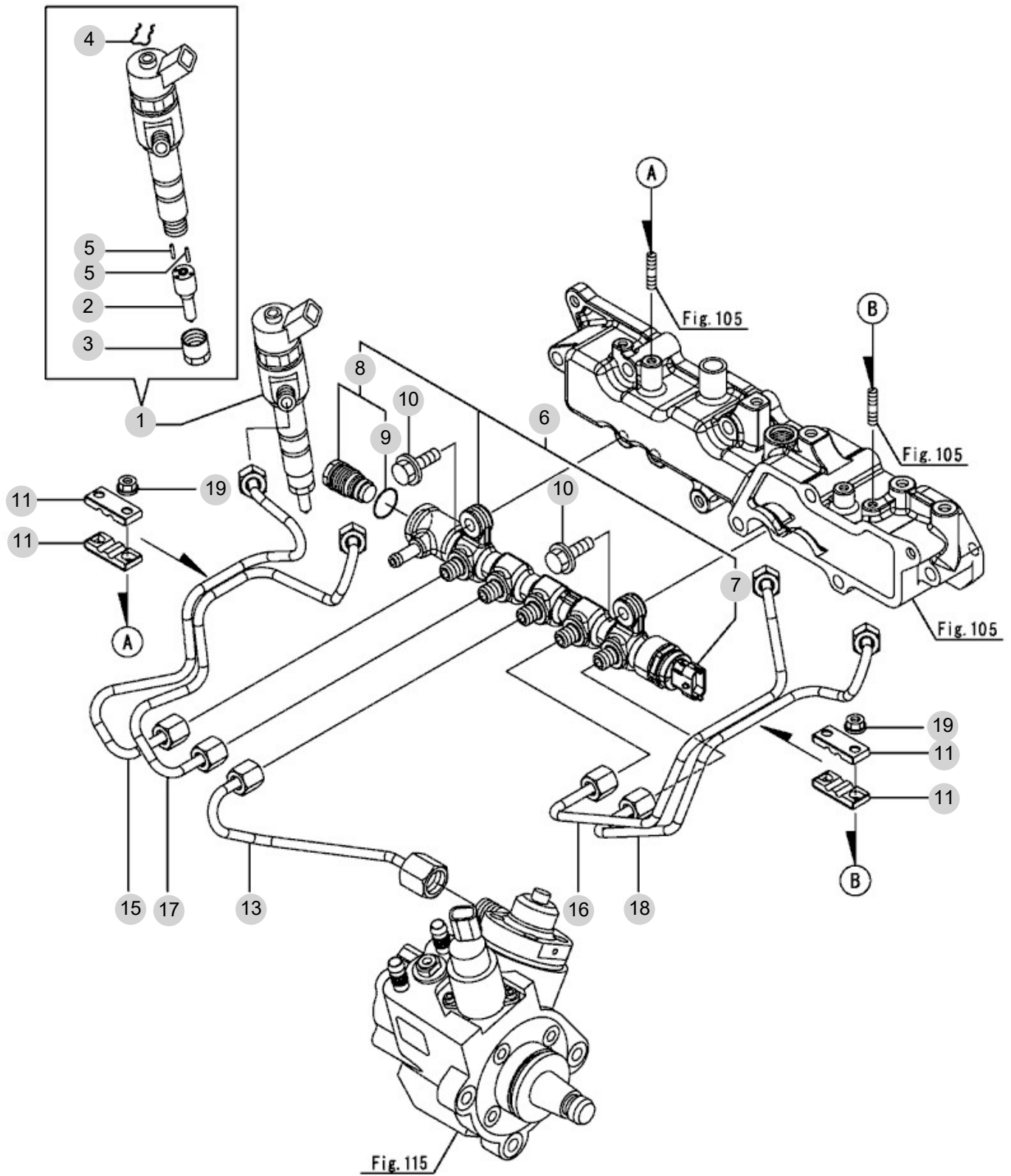
FIG 116A

FUEL INJECTION VALVE (T554)

년/월  
Year/Month

2022-12

T555NCGBC



NOTE



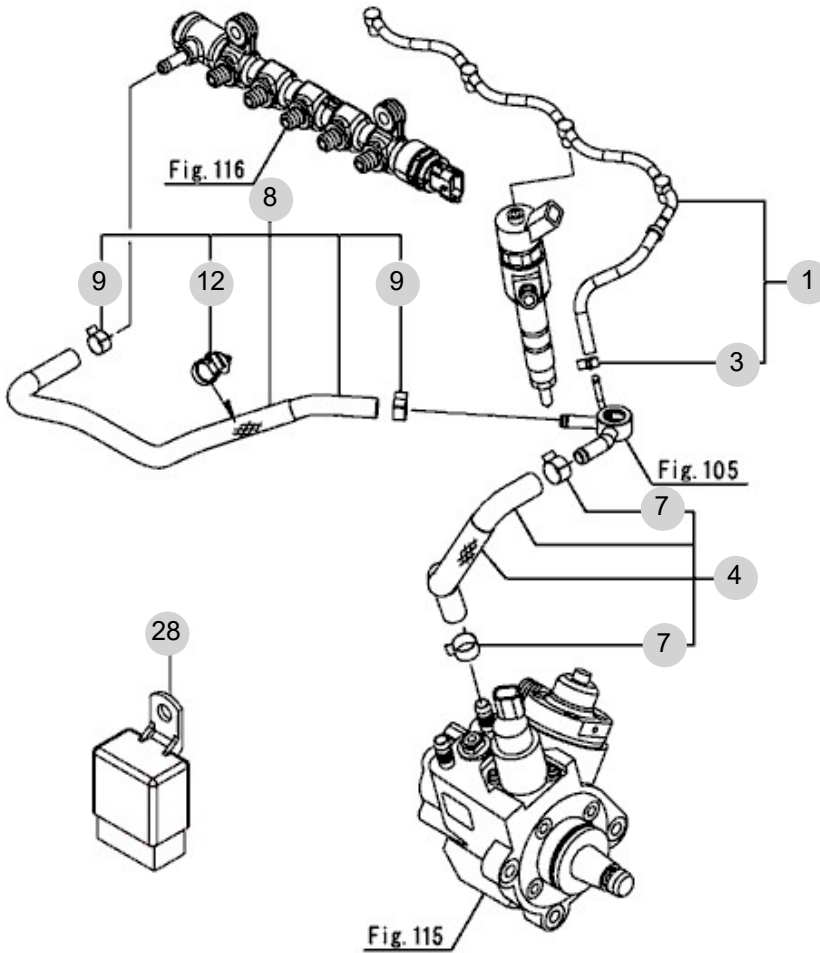
FIG 117

T555NCGBC

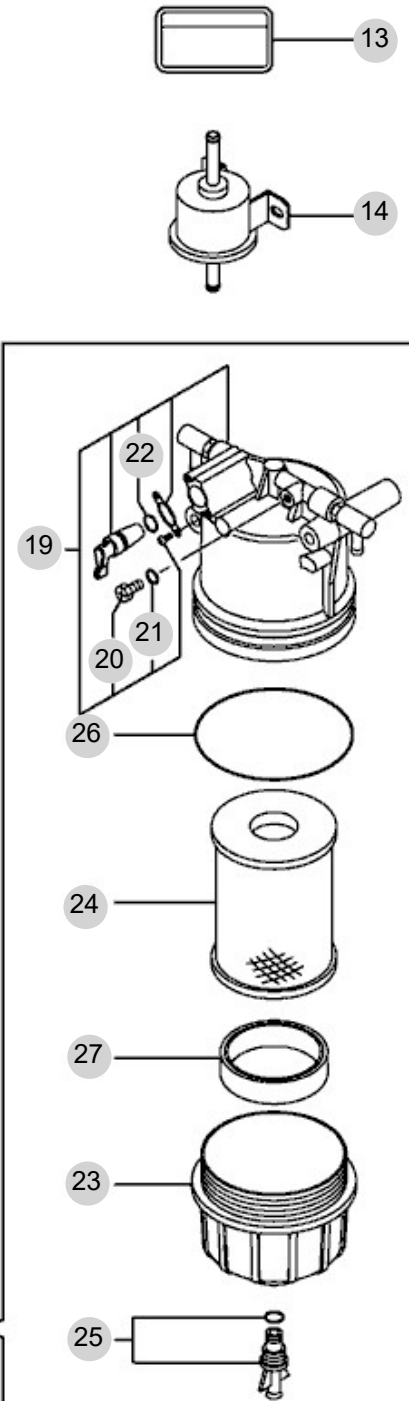
FUEL LINE

년/월  
Year/Month

2022-12



LOOSE PARTS



NOTE



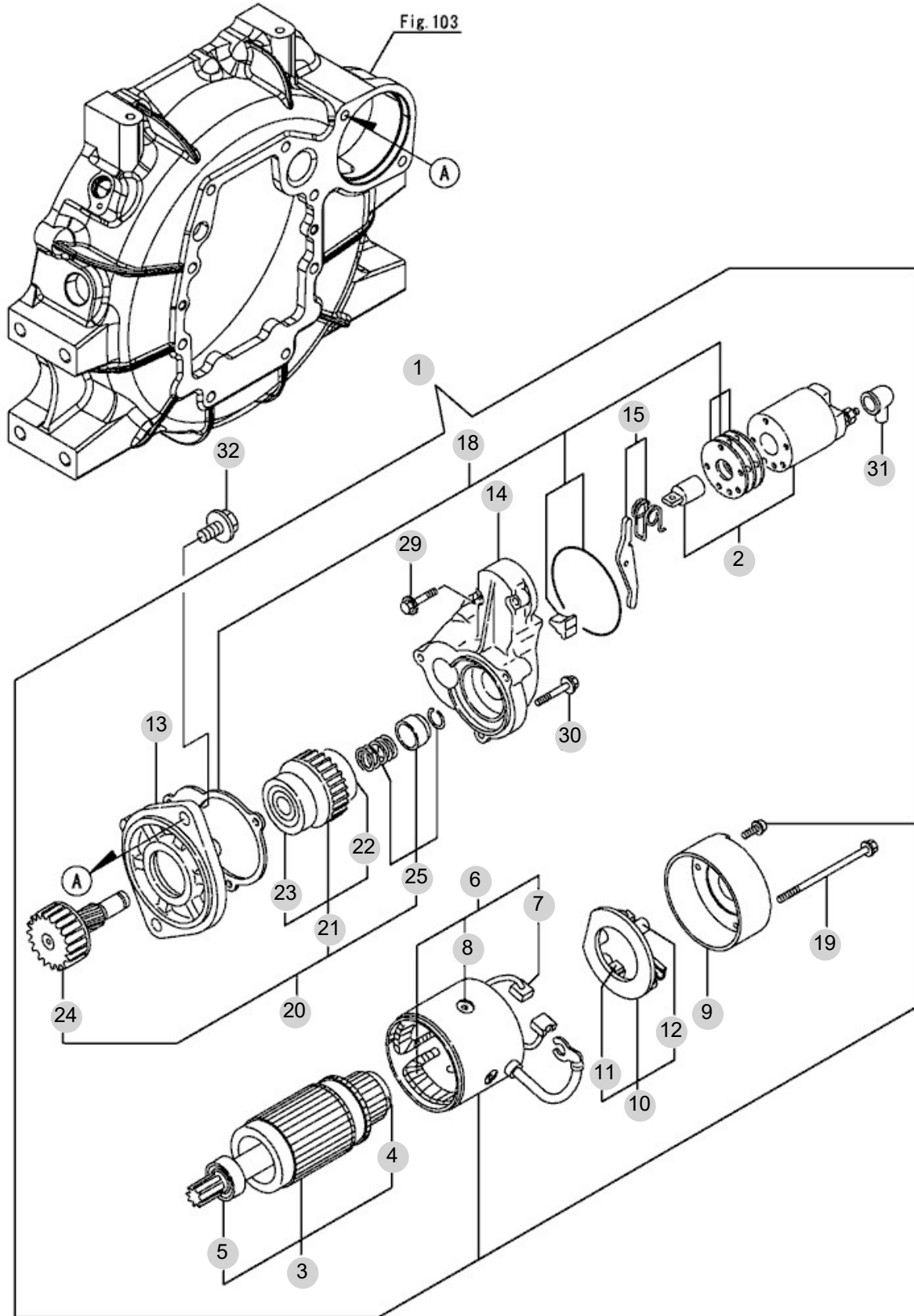
FIG 118

STARTING MOTOR

년/월  
Year/Month

2022-12

T555NCGBC



NOTE





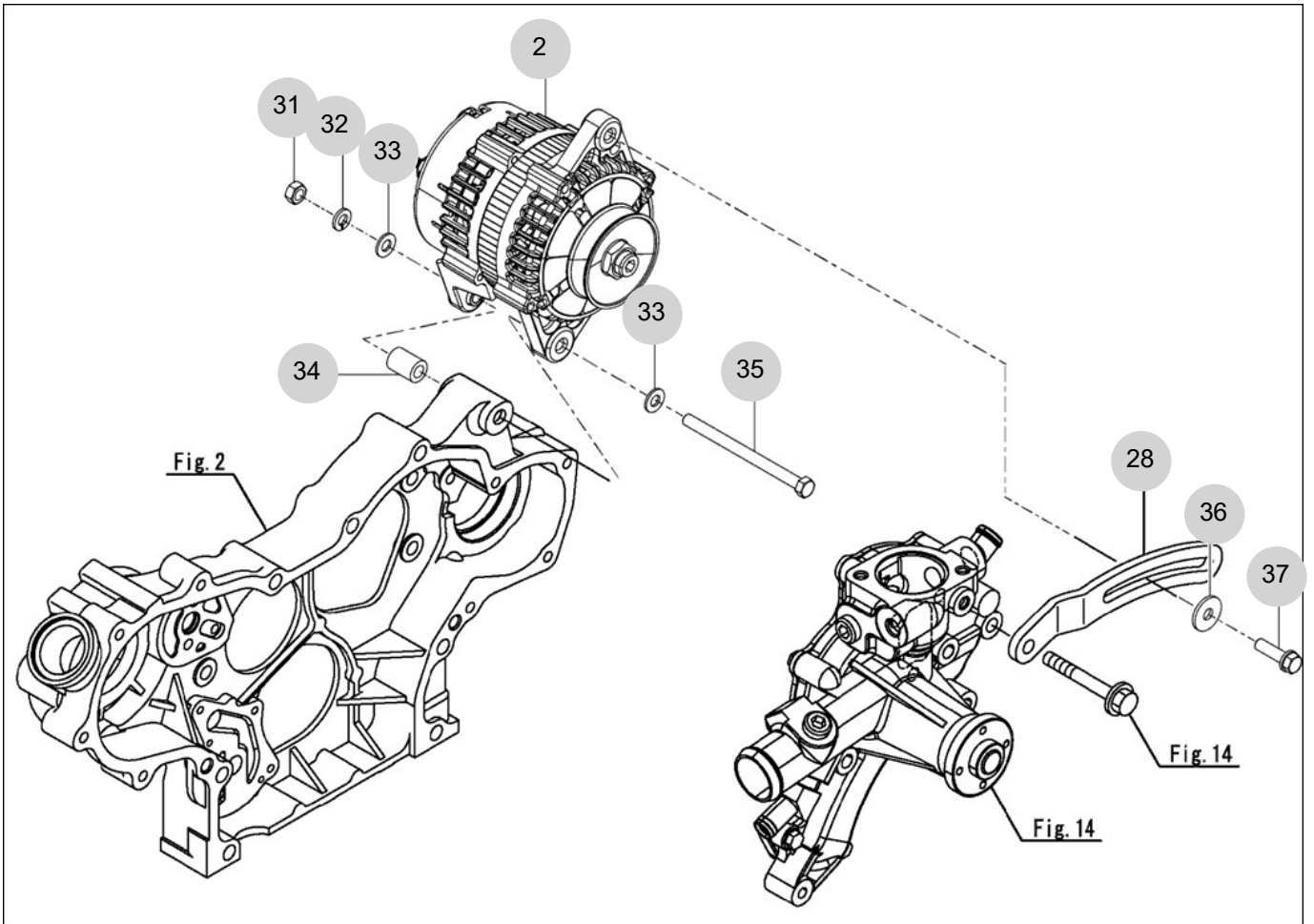
FIG 119

T555NCGBC

GENERATOR

년/월  
Year/Month

2022-12



NOTE



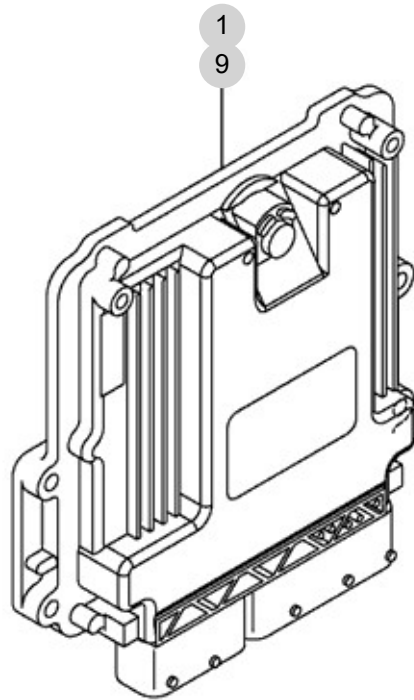
FIG 120A

T555NCGBC

ELECTRONIC CONTROL UNIT (T554)

년/월  
Year/Month

2022-12



NOTE







FIG 122A

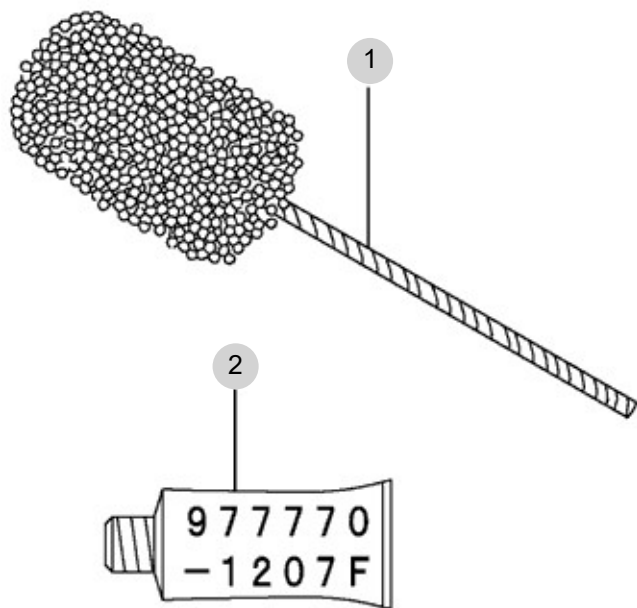
T555NCGBC

ACCESSORY (T554)

년/월  
Year/Month

2022-12

OPTIONAL PARTS



NOTE



FIG 122A		ACCESSORY (T554)						년/월 Year/Month	
T555NCGBC								2022-12	
KEY NO		PART NO	DESCRIPTION	SPEC	QTY	REPAIR	EFFECTIVE DATE	REMARKS	
122A	1	129400-92420	HONE		1				
122A	2	977770-1207F	GASKET , LIQUID		1				
NOTE									

## 2. 엔진보기품 PART NO. T2

FIG 201 AIR CLEANER	55
FIG 202 RADIATOR	57
FIG 203 MUFFLER	59
FIG 204 FUEL HOSE & FILTER	61
FIG 205 FUEL TANK	63
FIG 206 ACCELERATOR	65
FIG 208 FAN , COOLING	67

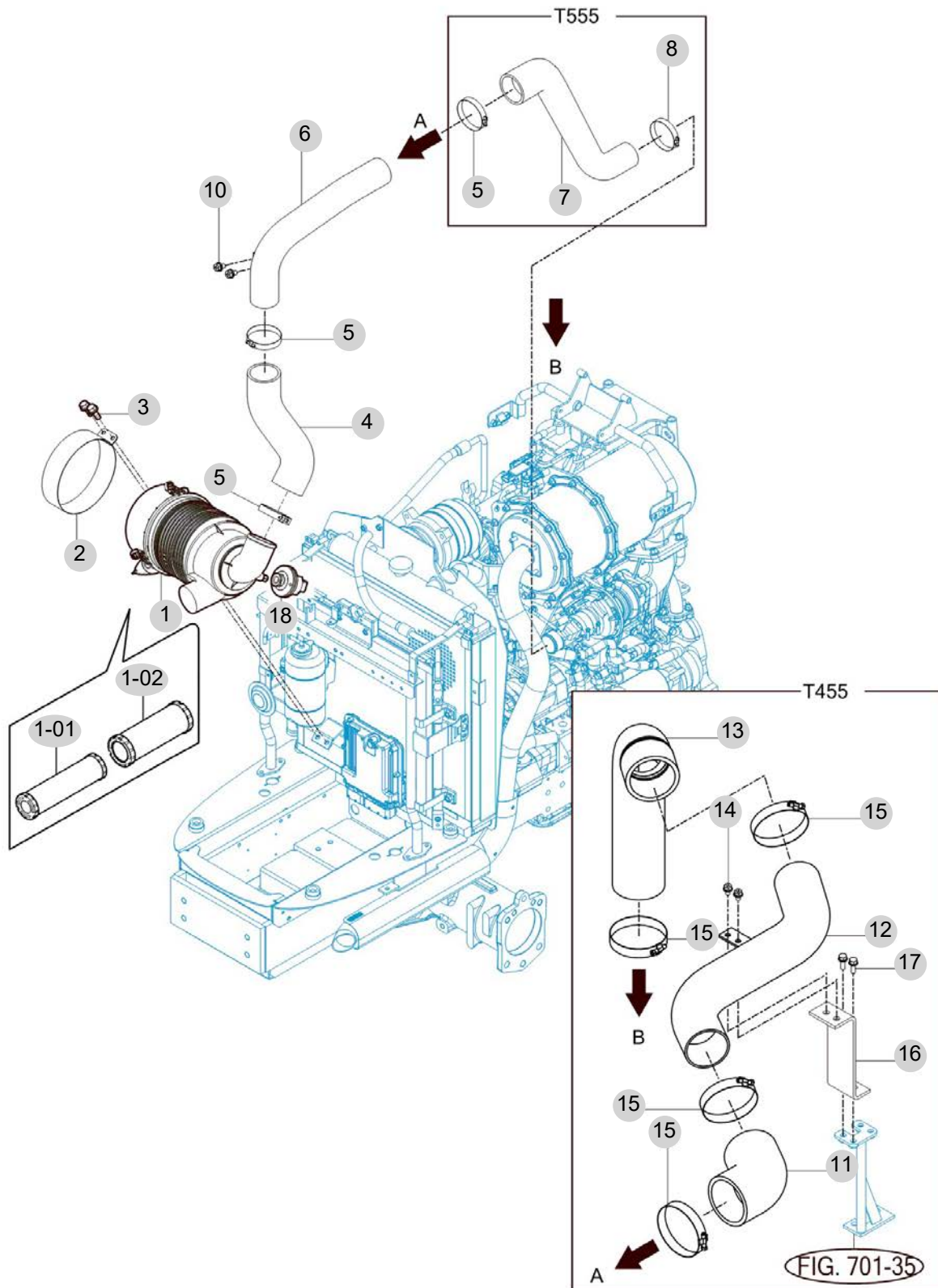
FIG 201

T555NCGBC

AIR CLEANER

년/월  
Year/Month

2022-12



NOTE



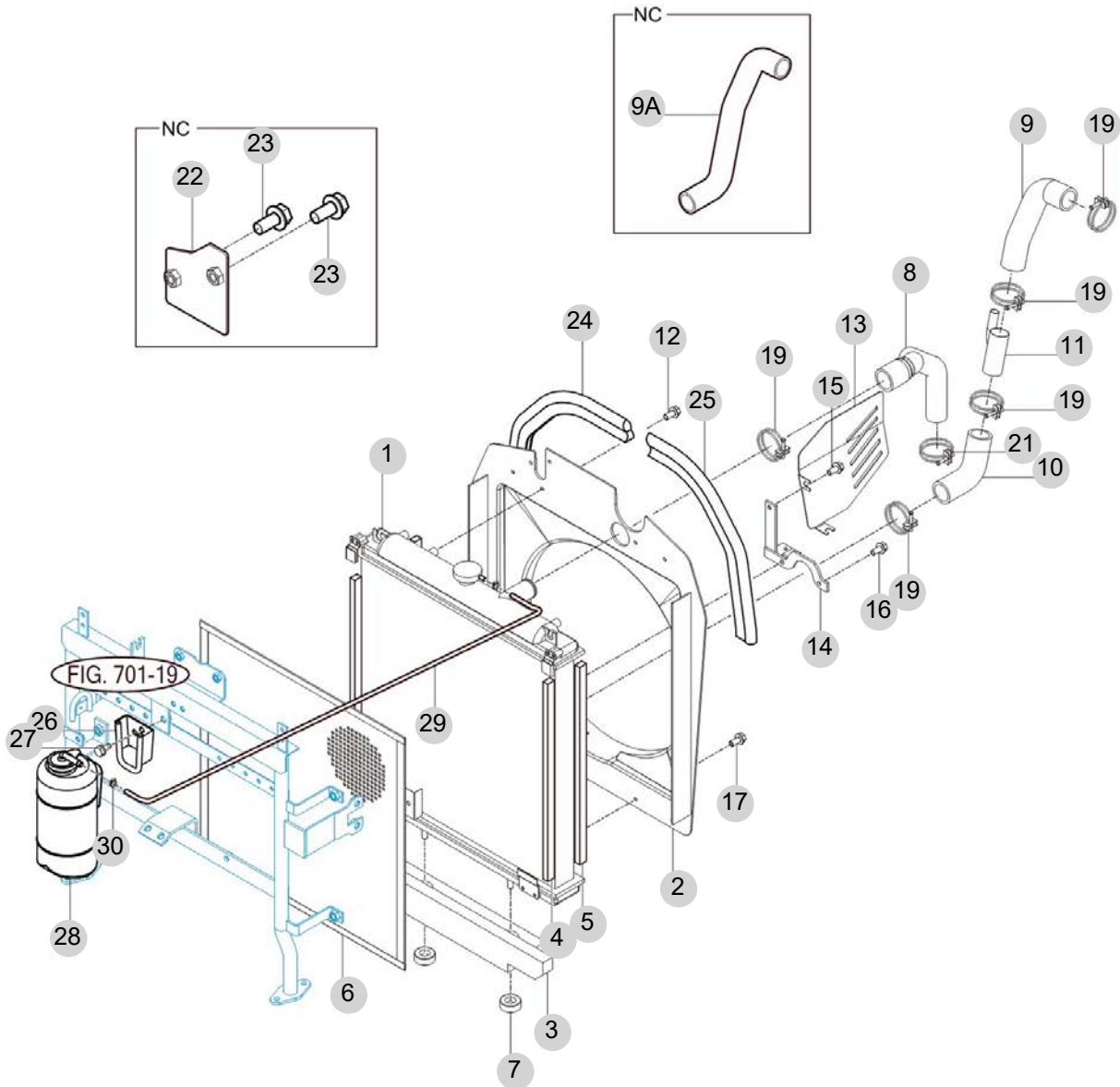
FIG 202

T555NCGBC

RADIATOR

년/월  
Year/Month

2022-12



NOTE

FIG 202 T555NCGBC		RADIATOR					년/월 Year/Month	
							2022-12	
							KEY NO	PART NO
202	1	17461042100	라디에이터 ASSY		1			
202	2	17461042201	슈라우드		1			
202	3	17461042350	스폰지(UNDER)		1			
202	4	14661042360	스폰지(FRONT) 500		2			
202	5	14661042340	스폰지(SIDE) 500		2			
202	6	17461042300GB	네트(라디에이터)COMP		1			
202	7	15156210300	쿠션고무A(라디에이터)		2			
202	7	14526210301	쿠션고무(라디에이터)		2			
202	8	17461040010	호스(라디에이터/인렛)		1			
202	9A	17471040110	호스(라디에이터/아웃렛)		1			
202	12	V2323606016	심자흡육각볼트(SP)	M6X16	4			
202	13	19951040090GB	방풍커버, RH		1			
202	14	17461040300GB	브래킷(휠드/RH)COMP		1			
202	15	V2183608012	소형육각볼트보통(SP)	M8X12	2			
202	16	V2123606020	육각볼트(SP)	M6X20	2			
202	17	V2323606016	심자흡육각볼트(SP)	M6X16	2			
202	19	18027090500	밴드 클램프 50 홍식	50	5			
202	21	18027090400	밴드 클램프 40 홍식	40	1			
202	22	17471042300GB	플레이트 COMP		1			
202	23	V2323606016	심자흡육각볼트(SP)	M6X16	2			
202	24	17461040330	인슐레이터		1			
202	25	17461040320	인슐레이터		1			
202	26	36753302201GB	홀더(탱크/리저브)COMP		1			
202	27	V2183608025	소형육각볼트보통(SP)	M8X25	1			
202	28	16003302101	탱크(리저브)ASSY		1			
202	29	17995010150	호스(500)		1			
202	30	36423600080	호스클립(D=12.5)		2			
NOTE								

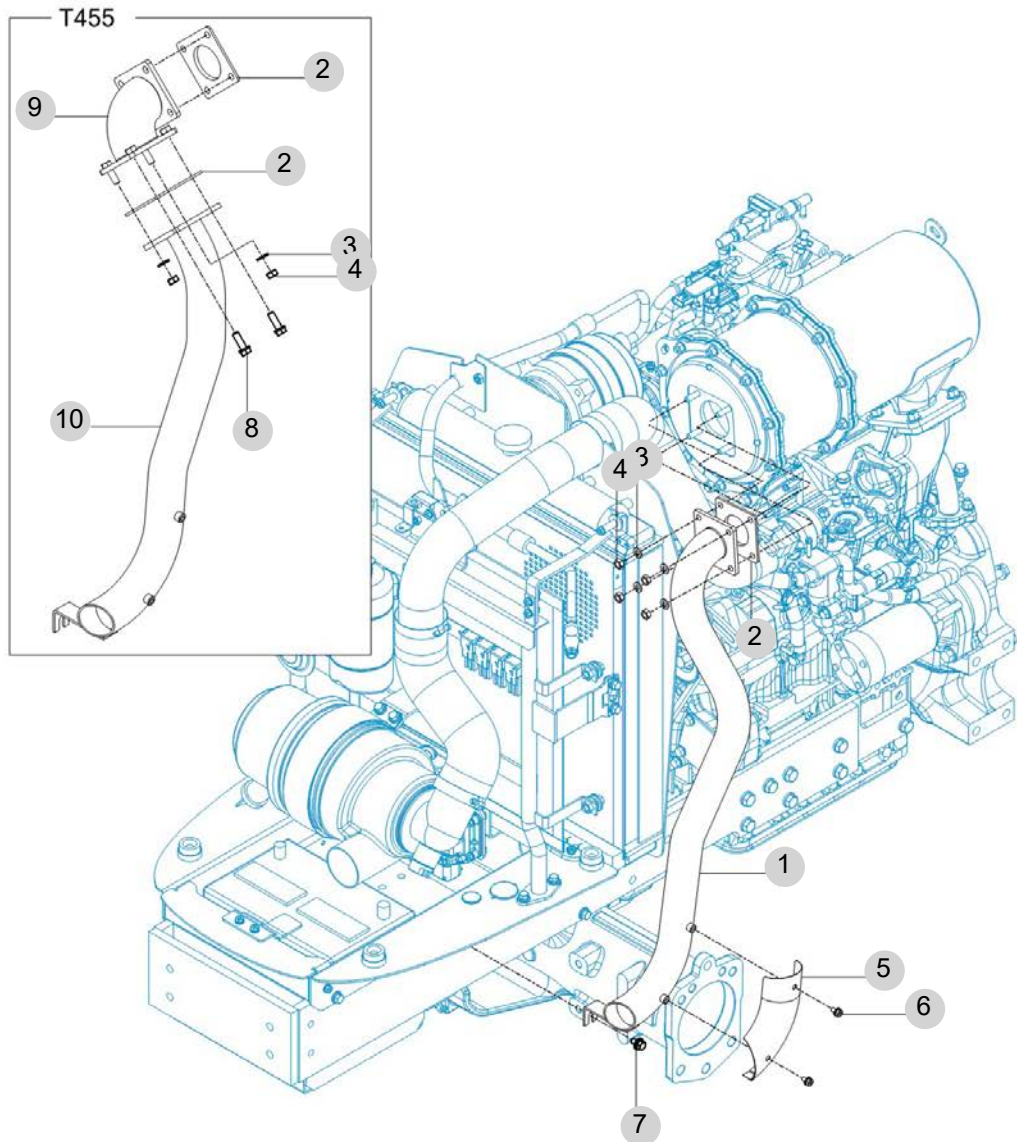
FIG 203

T555NCGBC

MUFFLER

년/월  
Year/Month

2022-12



NOTE

FIG 203 T555NCGBC		MUFFLER						년/월 Year/Month
								2022-12
KEY NO	PART NO	DESCRIPTION	SPEC	QTY	REPAIR	EFFECTIVE DATE	REMARKS	
203	1	17461054200DD	배기파이프 COMP			1		
203	2	17461030010	가스켓			1		
203	3	V4011600080	스프링와셔			4		
203	4	V3043600080	소형육각너트보통2종			4		
203	5	15111053200DD	커버, 배기파이프			1		
203	6	V2327006012	십자흡육각볼트(SP)			2		
203	7	V2183608016	소형육각볼트보통(SP)			1		
NOTE								



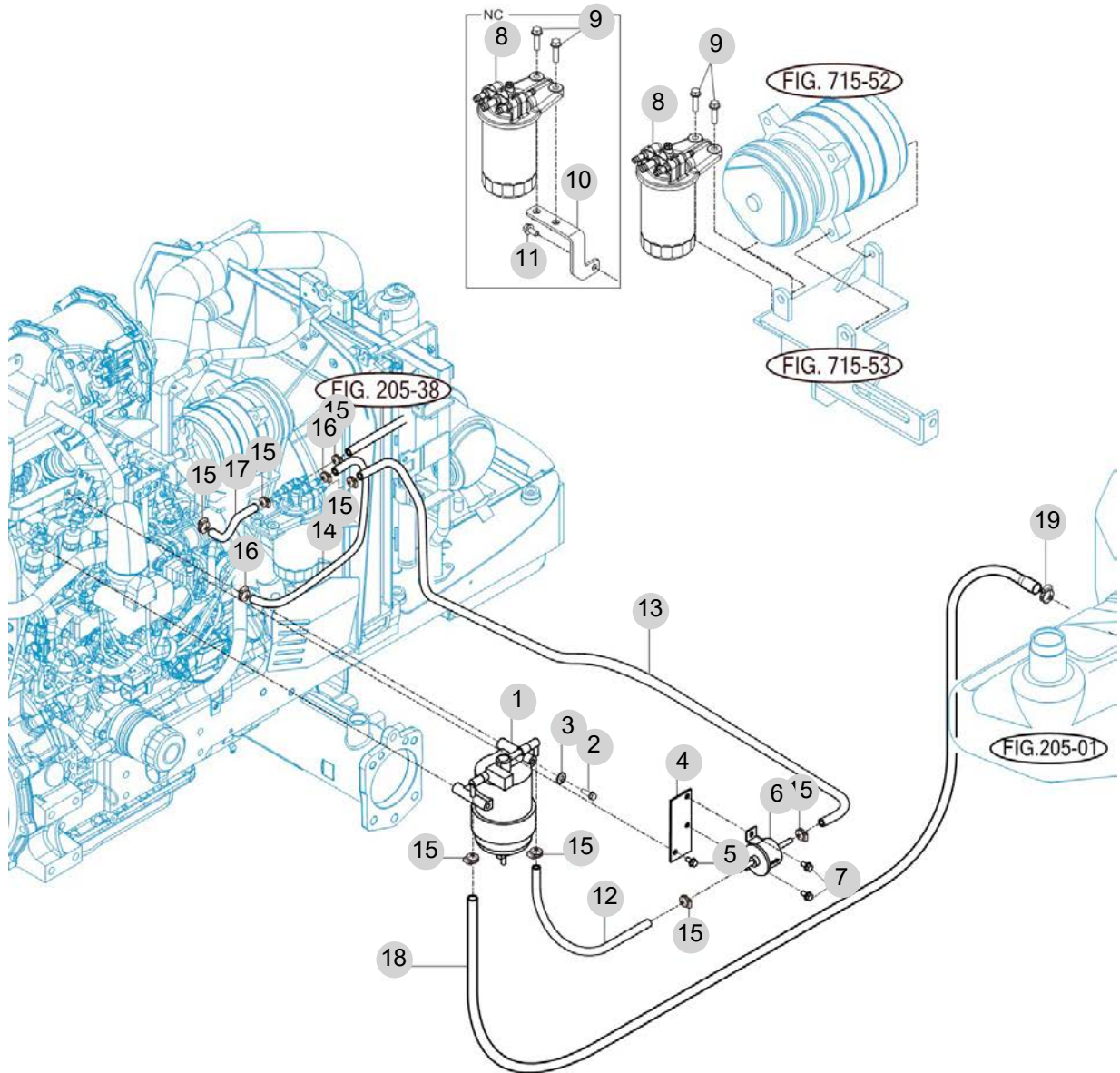
FIG 204

T555NCGBC

FUEL HOSE & FILTER

년/월  
Year/Month

2022-12



NOTE



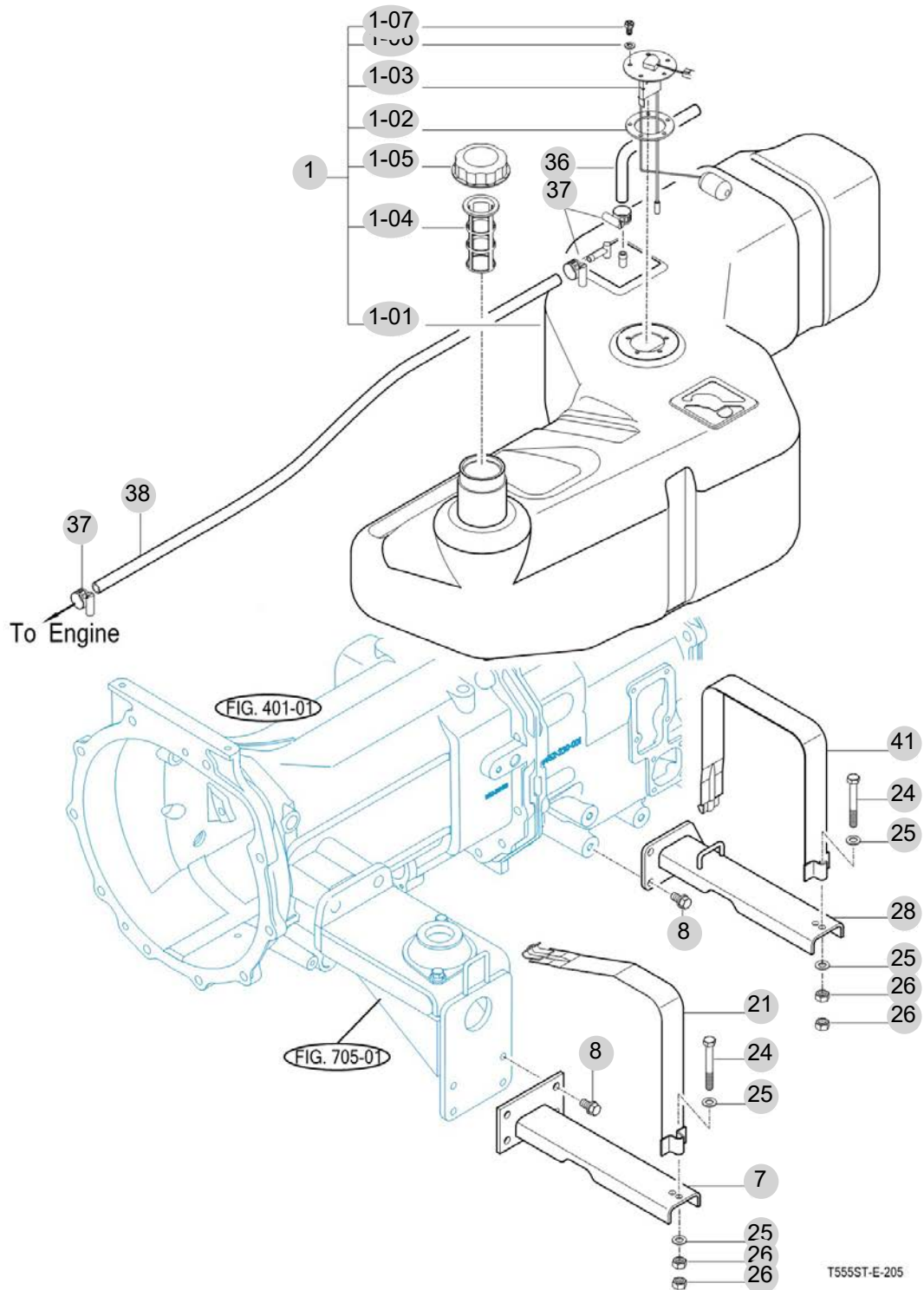
FIG 205

T555NCGBC

FUEL TANK

년/월  
Year/Month

2022-12



NOTE



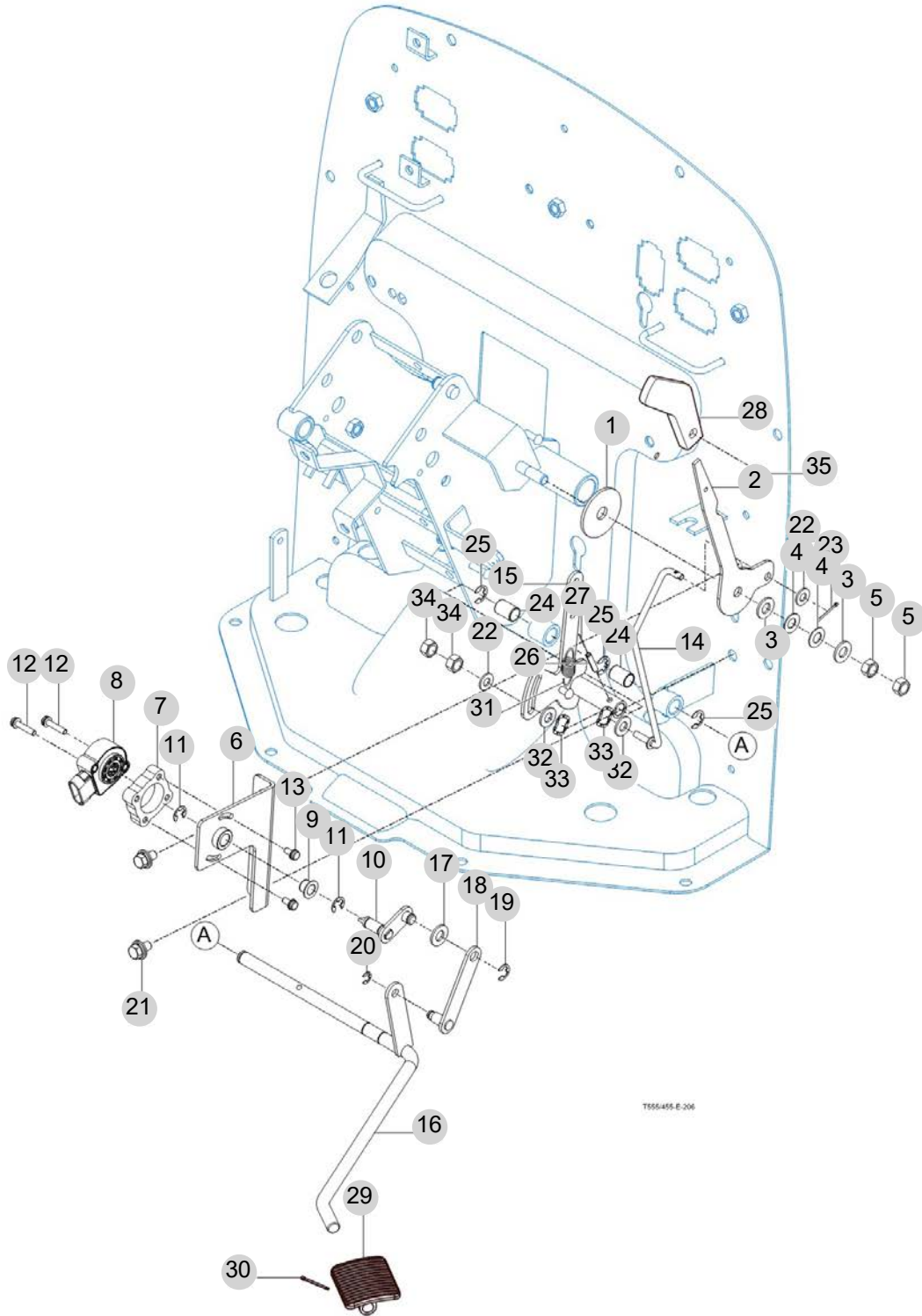
FIG 206

ACCELERATOR

년/월  
Year/Month

2022-12

T555NCGBC



NOTE



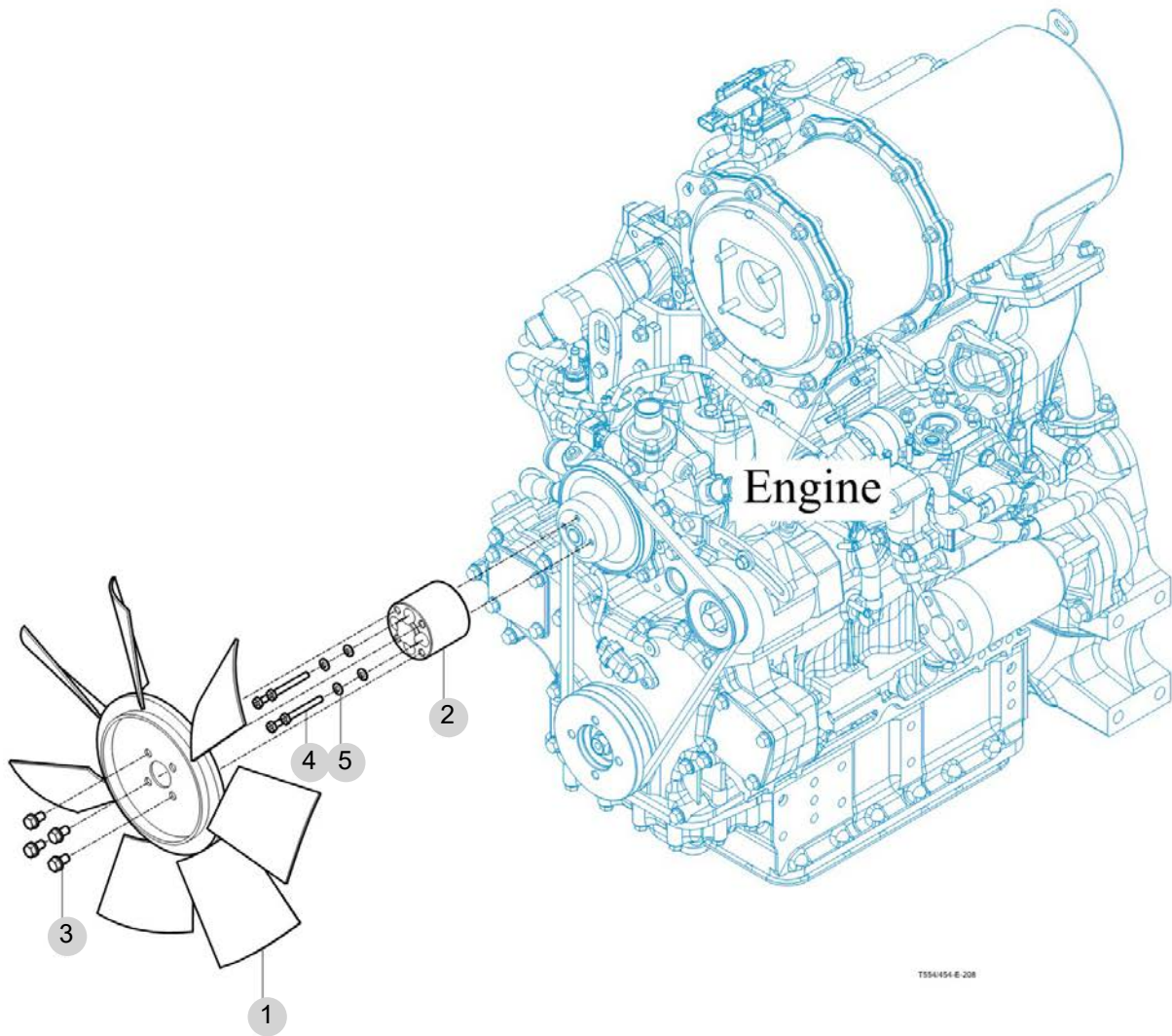
FIG 208

T555NCGBC

FAN , COOLING

년/월  
Year/Month

2022-12



NOTE





### 3. 클러치/브레이크/스티어링 PART NO. T3

FIG 301 CLUTCH	70
FIG 302 CLUTCH PEDAL	72
FIG 303 BRAKE	74
FIG 304 BRAKE PEDAL & LINKAGE	76
FIG 305A FRONT WHEEL	78
FIG 305B FRONT WHEEL (R4 OPTION)	80
FIG 306A REAR WHEEL	82
FIG 306B REAR WHEEL (R4 OPTION)	84
FIG 307 POWER STEERING WHEEL	86
FIG 308 POWER STEERING VALVE	88
FIG 309 POWER STEERING CYLINDER	90
FIG 310 HAND BRAKE	92

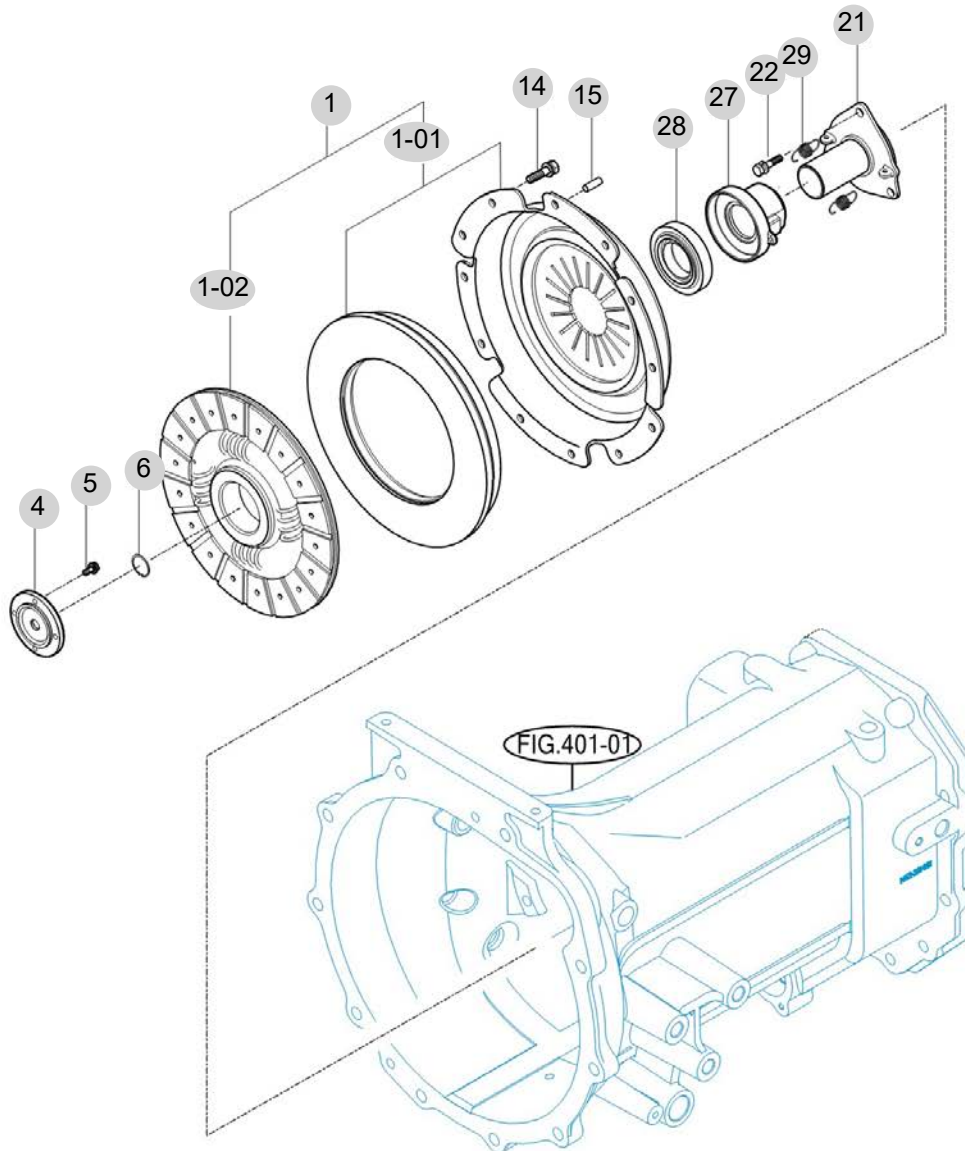
FIG 301

T555NCGBC

CLUTCH

년/월  
Year/Month

2022-12



T555T155ANC/T4545T145ANC-E-301

NOTE



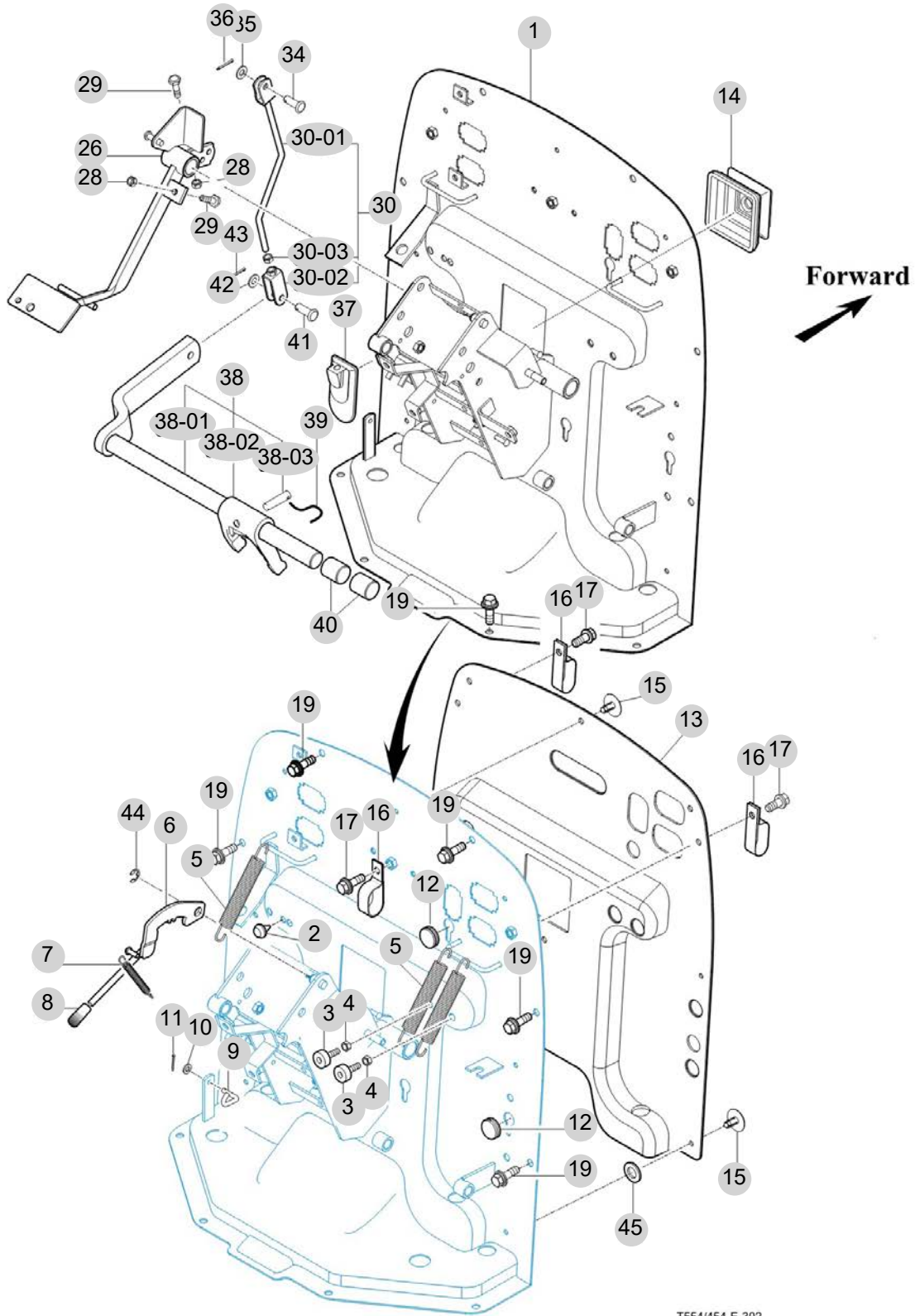
FIG 302

T555NCGBC

# CLUTCH PEDAL

년/월  
Year/Month

2022-12



T554/454-E-302

NOTE

FIG 302		CLUTCH PEDAL					년/월 Year/Month	
T555NCGBC						2022-12		
KEY NO	PART NO	DESCRIPTION		SPEC	QTY	REPAIR	EFFECTIVE DATE	REMARKS
302	1	11766303200GB	대시패널COMP			1		
302	1-01	14326160020	쿓션고무			1		
302	3	14216020051	쿓션고무(B)			2		
302	4	V3043600080	소형육각너트보통2종		M8	2		
302	5	14041200080	클러치리턴스프링		D=2.3	3		
302	6	14724042401GB	틸트레버 COMP			1		
302	7	16001200080	브레이크리턴스프링		D=1.6	1		
302	8	14445070030	레버손잡이			1		
302	9	15441230050	컷오프로드			1		
302	10	V4111600060	평와셔		M6	1		
302	11	V5001920020	분할핀		2X20	1		
302	12	14326510210	고무캡(20)			2		
302	13	17467071991	인슐레이터 , 대시		T=10	1		
302	14	14526300011	부츠,스티어링호스		T=1.5	1		
302	15	17686040020	리벳 SET(흑색)		SV302	9		
302	16	14441010161	라디에이터호스클램프			3		
302	17	V2183608020	소형육각볼트보통(SP)		M8X20	3		
302	19	V2183608016	소형육각볼트보통(SP)		M8X16	10		
302	26	14571332100GB	페달(클러치)COMP			1		
302	28	V3043600080	소형육각너트보통2종		M8	2		
302	29	V2013608030	소형육각볼트(보통)		M8X30	2		
302	30	14521330002GB	로드서브 , 클러치			1		
302	30	14521330002	로드서브 , 클러치			1		
302	30	14521330002	로드서브 , 클러치			1		
302	30-01	14521333103	로드조합, 클러치			1		
302	30-02	14521333200	후크 조합			1		
302	30-03	V3042600080	소형육각너트보통2종			1		
302	34	14322420010	핀		D=8	1		
302	35	V4111600080	평와셔		M8	1		
302	36	V5001925020	핀		2.5X20	1		
302	37	14526300210	부츠,클러치 페달			1		
302	38	14521302000	바 SET			1		
302	38-01	14521302101	바 COMP			1		
302	38-02	14521300011	포크(릴리스)			1		
302	38-03	15601300010	핀(테이퍼,08X40)			1		
302	39	V5901012150	철선			1		
302	40	14521302150	부시(바COMP)			2		
302	41	14043120060	요오크핀 (A)		D=8	1		
302	42	V4111600080	평와셔		M8	1		
302	43	V5001920020	분할핀		2X20	1		
302	44	V7081400090	E형멈춤링			1		
302	45	V4111600080	평와셔		M8	1		
NOTE								

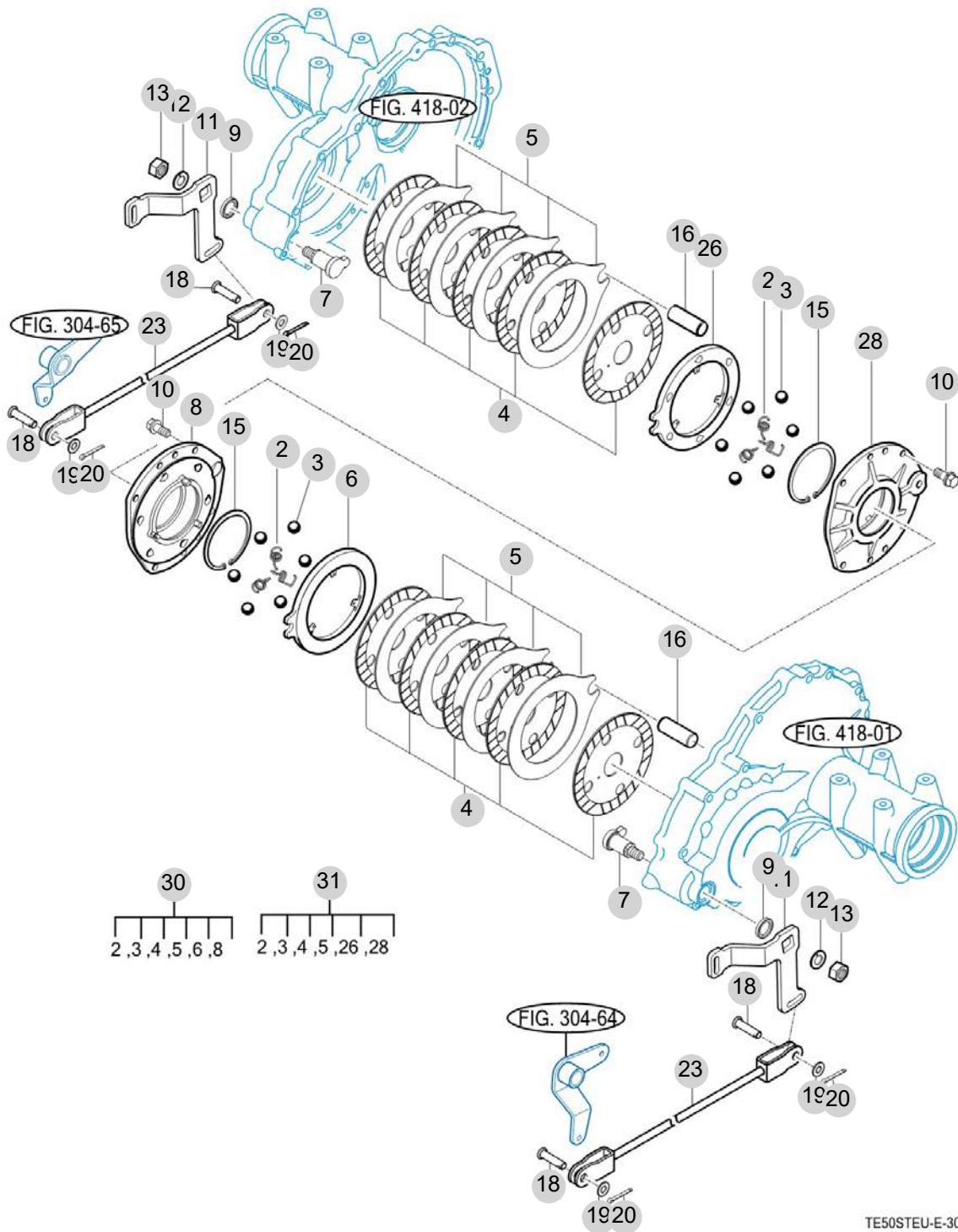
FIG 303

T555NCGBC

BRAKE

년/월  
Year/Month

2022-12



NOTE



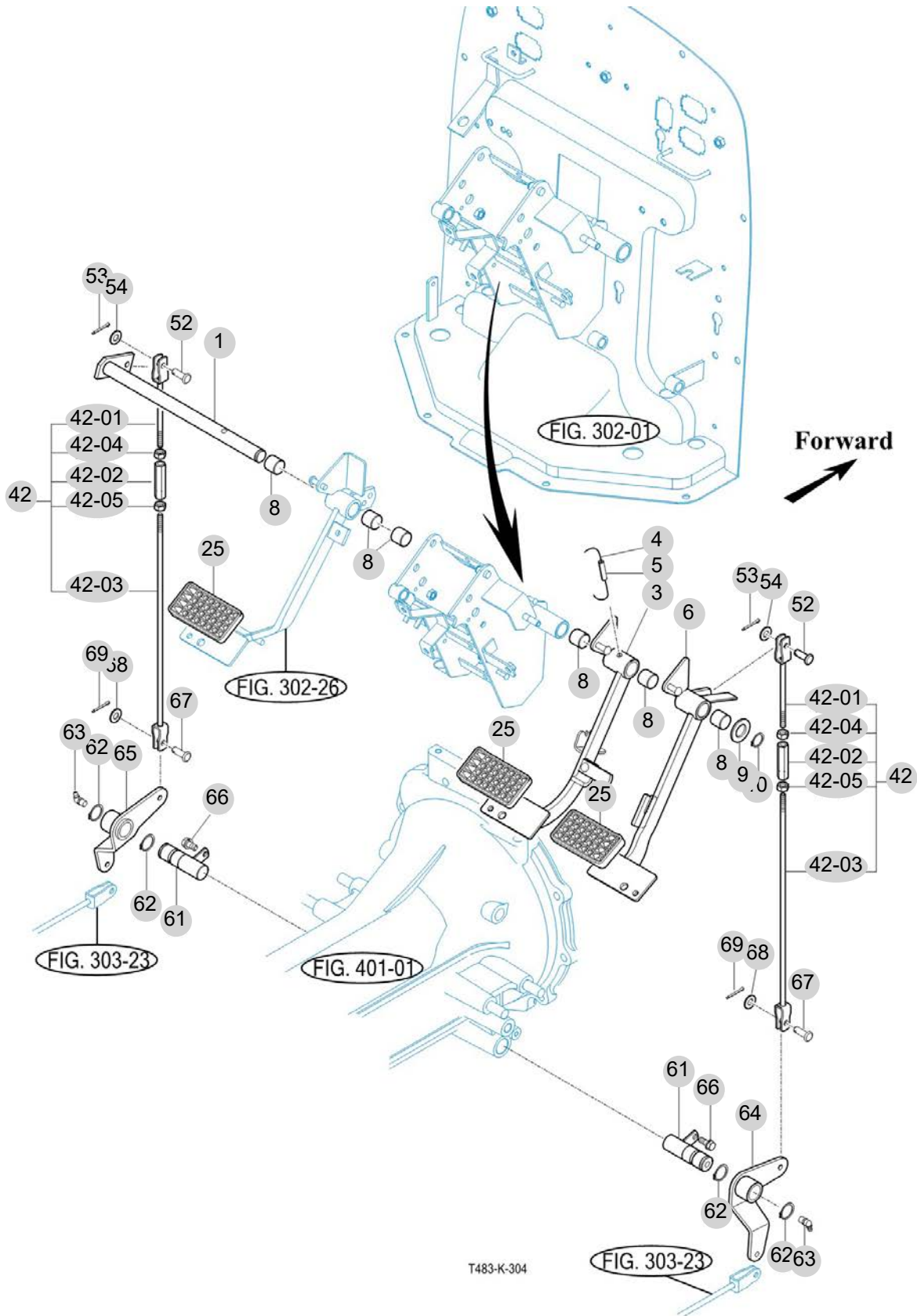
FIG 304

BRAKE PEDAL & LINKAGE

년/월  
Year/Month

2022-12

T555NCGBC



NOTE





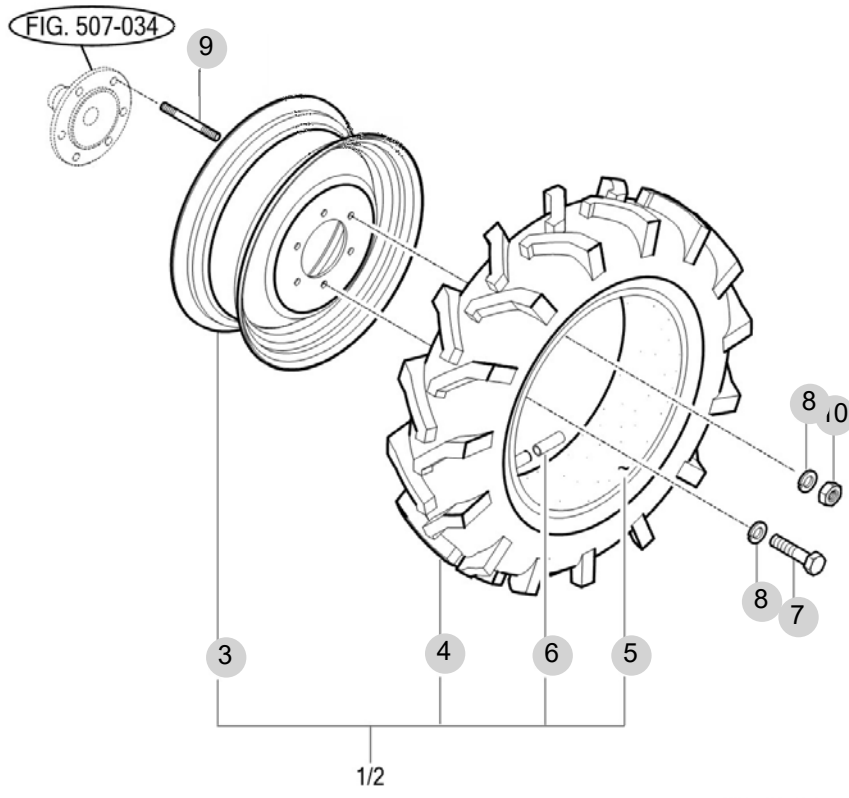
FIG 305A

T555NCGBC

FRONT WHEEL

년/월  
Year/Month

2022-12



NOTE



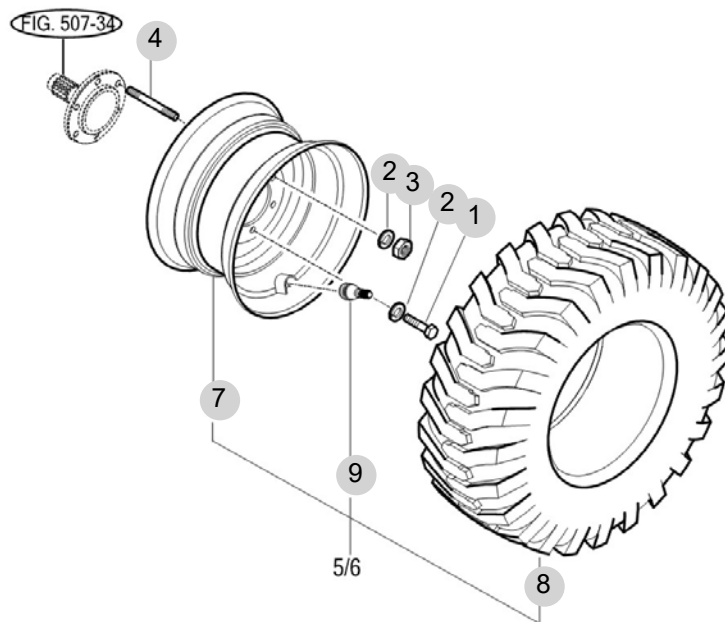
FIG 305B

T555NCGBC

FRONT WHEEL (R4 OPTION)

년/월  
Year/Month

2022-12



T503HST-E-305B

NOTE



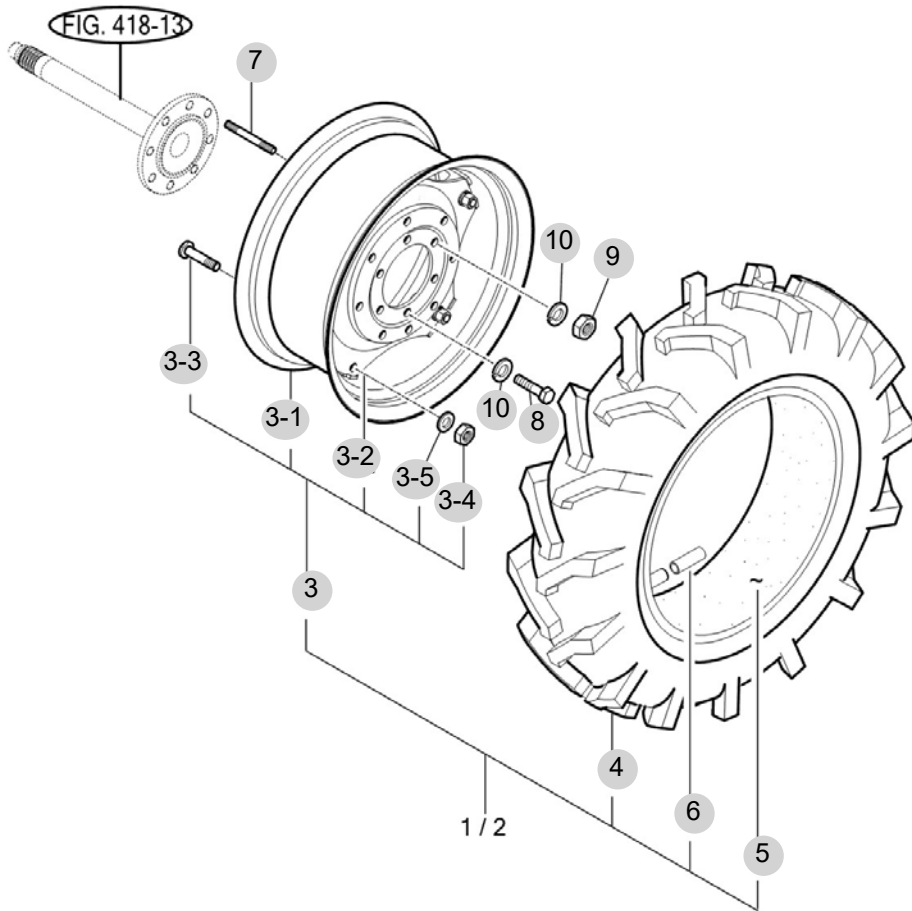
FIG 306A

T555NCGBC

REAR WHEEL

년/월  
Year/Month

2022-12



NOTE



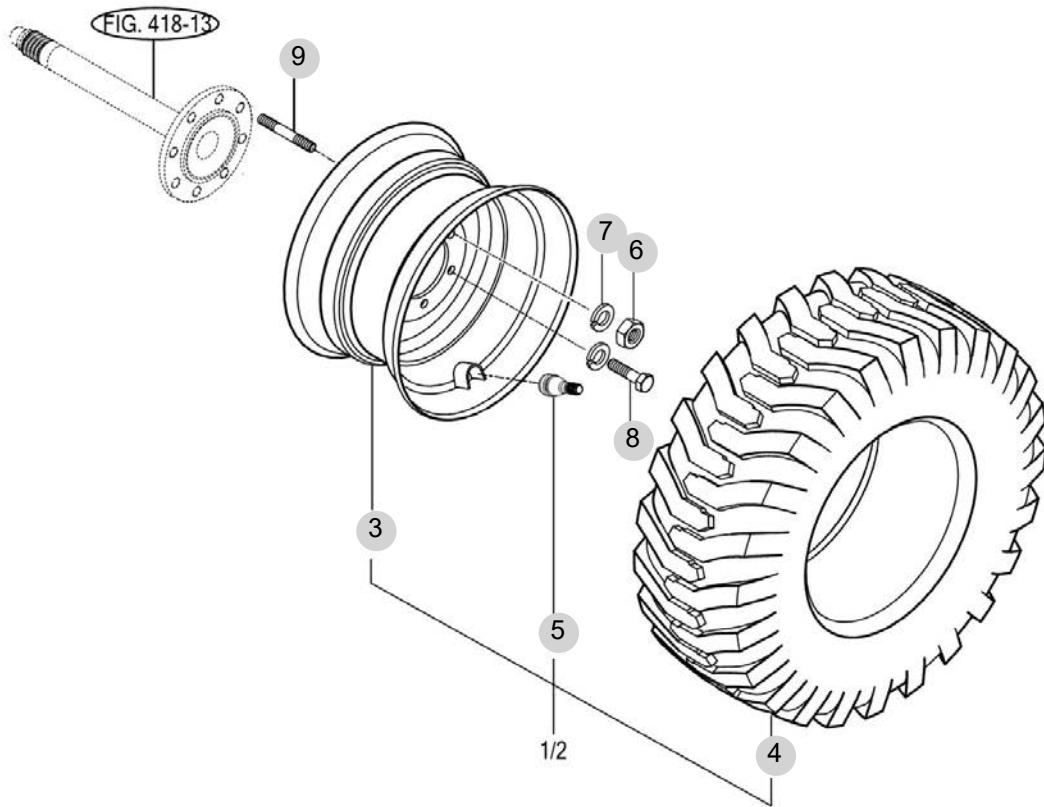
FIG 306B

T555NCGBC

REAR WHEEL (R4 OPTION)

년/월  
Year/Month

2022-12



NOTE





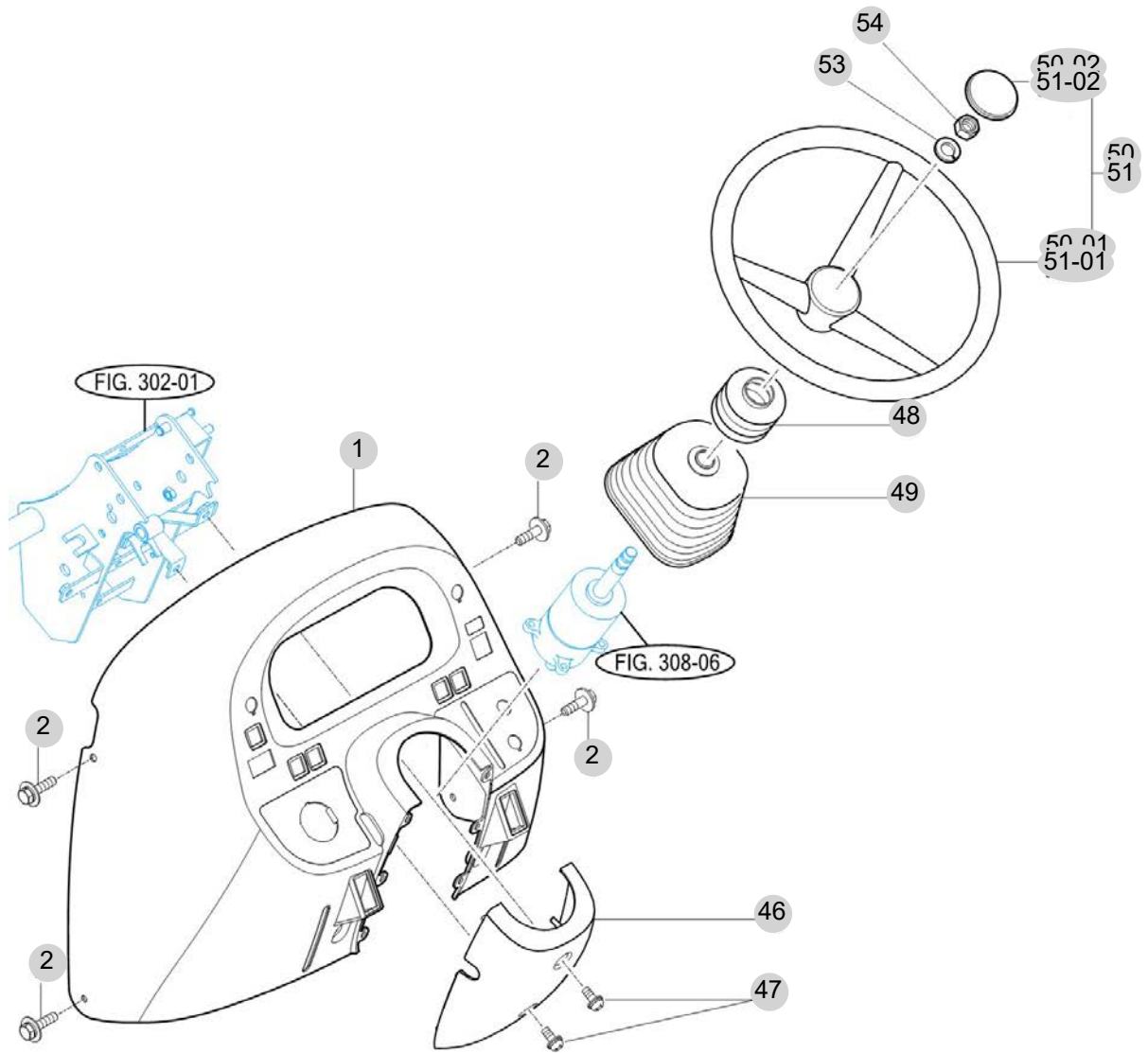
FIG 307

T555NCGBC

POWER STEERING WHEEL

년/월  
Year/Month

2022-12



T555ST-K-307

NOTE



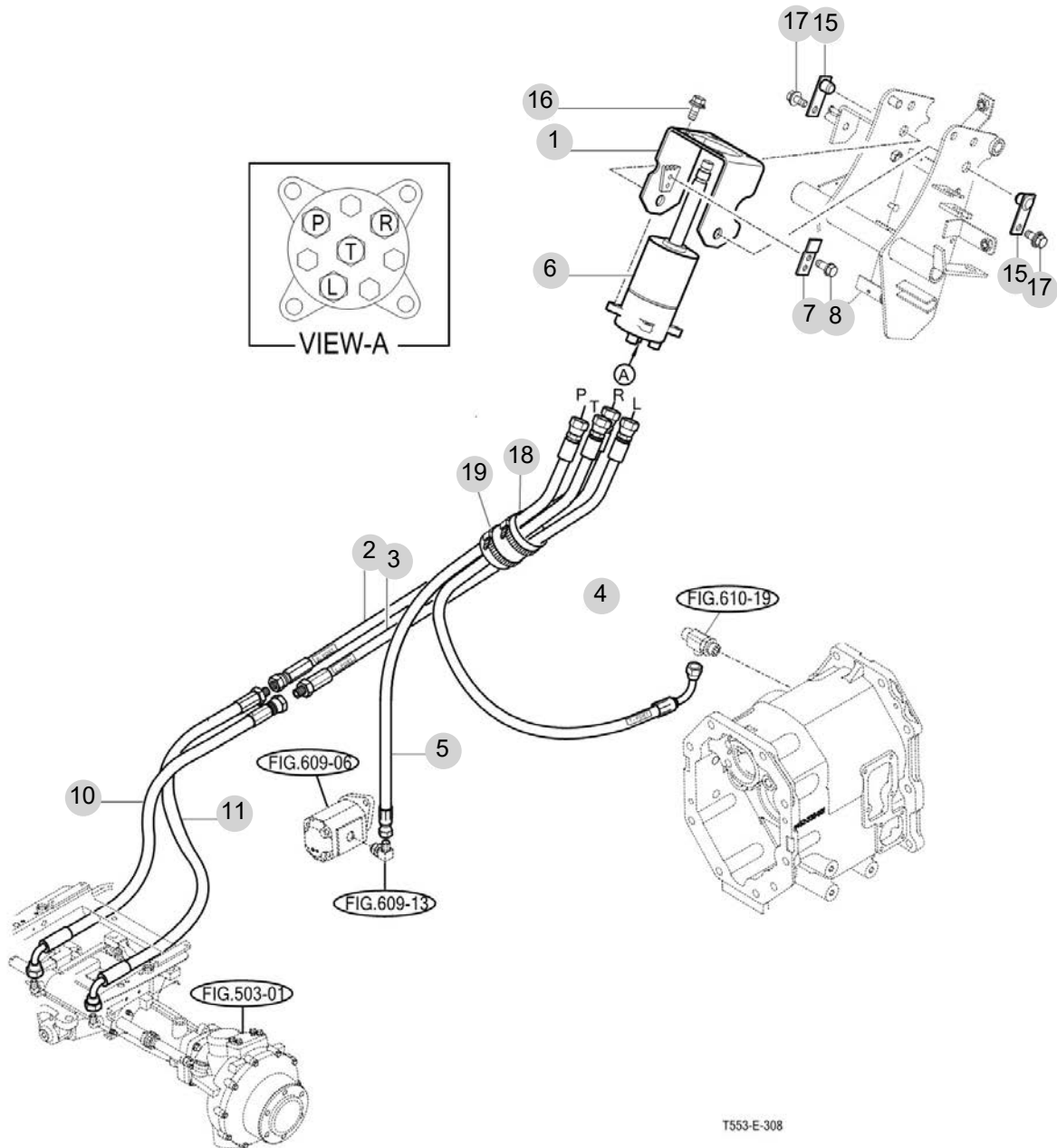
FIG 308

T555NCGBC

POWER STEERING VALVE

년/월  
Year/Month

2022-12



T553-E-308

NOTE



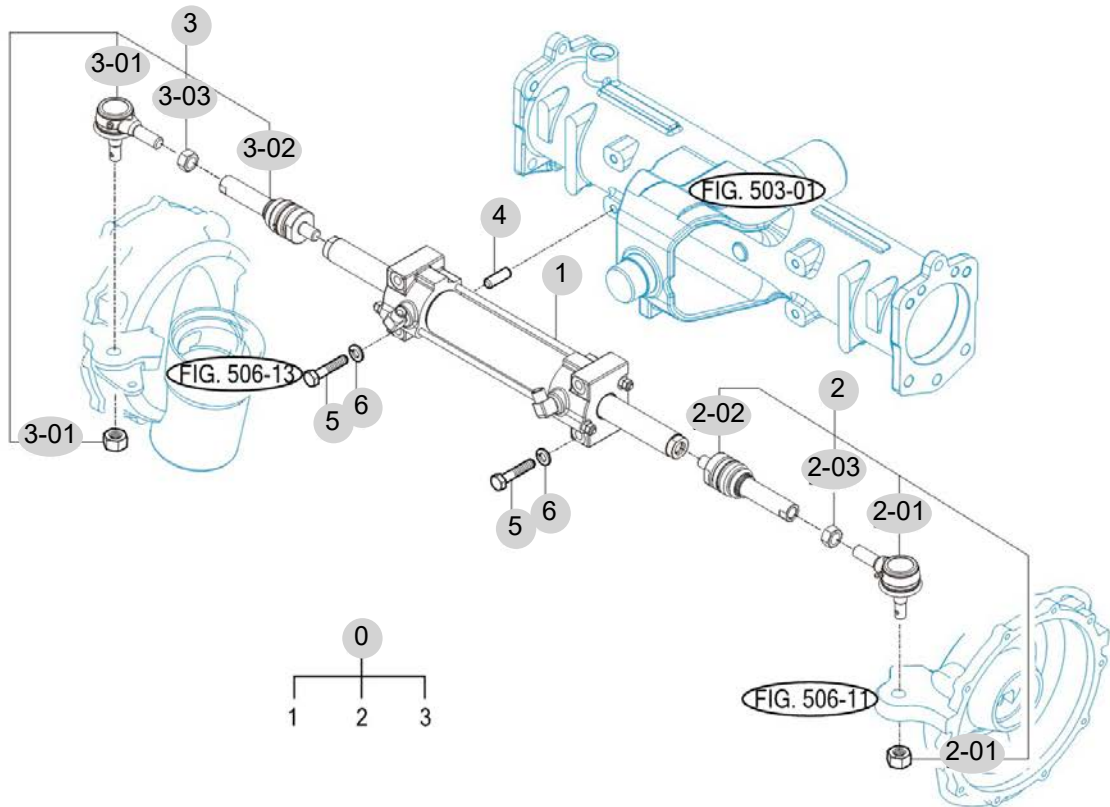
FIG 309

T555NCGBC

POWER STEERING CYLINDER

년/월  
Year/Month

2022-12



T55551/T4594C-E-309

NOTE



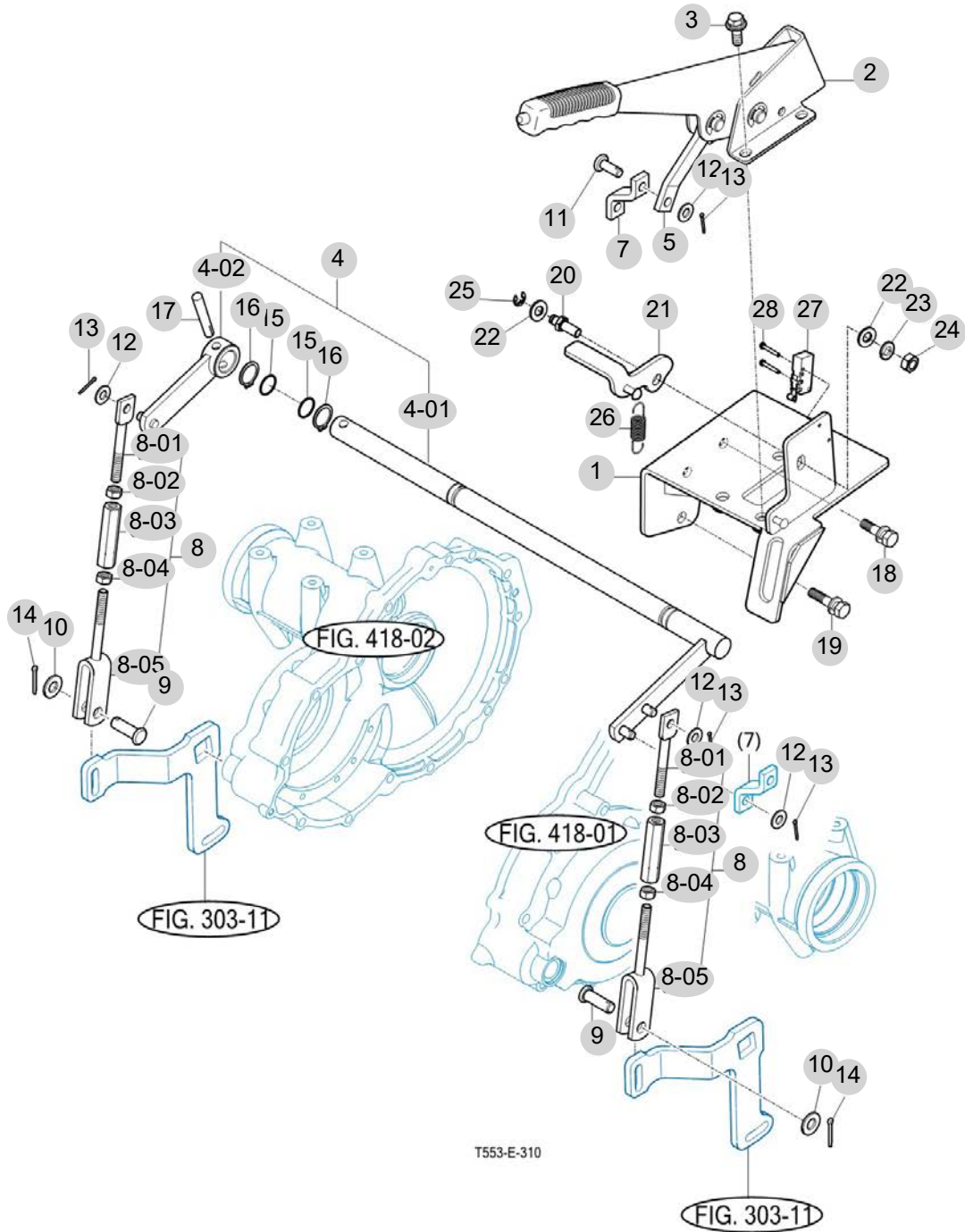
FIG 310

T555NCGBC

HAND BRAKE

년/월  
Year/Month

2022-12



NOTE



FIG 310 T555NCGBC	HAND BRAKE						년/월 Year/Month
							2022-12

KEY NO	PART NO	DESCRIPTION	SPEC	QTY	REPAIR	EFFECTIVE DATE	REMARKS
310	1	15473402100GB	브레이크 COMP(핸드브레이크)	1			
310	1-01	13613202100	핸드브레이크 ASSY	1			
310	3	V2183608025	소형육각볼트보통(SP)	M8X25	4		
310	4	14523402200	샤프트(핸드브레이크)ASSY	1			
310	4-01	14523402210	샤프트	1			
310	4-02	14523402300	암 COMP	1			
310	5	13613400050	플레이트(핸드브레이크)	1			
310	7	14523400060	플레이트(핸드브레이크)	1			
310	8	14523402001	로드(핸드브레이크)ASSY	2			
310	8-01	14523400030	로드	2			
310	8-02	V3042600080	소형육각너트보통2종	M8	2		
310	8-03	16601220020	터언버클(M8,60)	2			
310	8-04	15601320073	육각너트(SM,LH,M8)	2			
310	8-05	14523402601	로드COMP(상,핸드브레이크)	1			
310	8-05	14523402602	로드COMP(상,핸드브레이크)	2			
310	9	14043120060	요오크핀 (A)	2			
310	10	V4111600080	평와셔	M8	2		
310	11	14322420010	핀	1			
310	12	V4111600080	평와셔	M8	4		
310	13	V5001920015	분할핀	4			
310	14	V5001920020	분할핀	2			
310	15	V7201024016	O링(P)	2			
310	16	V7041400200	C형멈춤링(축용)	2			
310	17	V5111008050	스플릿테이퍼핀	1			
310	18	V2173610020	소형육각볼트보통(S)	M10X20	1		
310	19	V2173610040	소형육각볼트보통(S)	M10X40	2		
310	20	19027612020	핀(M8)	1			
310	21	19027612301	캠 COMP	1			
310	22	V4111600080	평와셔	M8	2		
310	23	V4011600080	스프링와셔	M8	1		
310	24	V3042600080	소형육각너트보통2종	M8	1		
310	25	V7081400060	E형멈춤링	1			
310	26	11106020010	인장스프링(40)	1			
310	27	34522153200	리미트스위치(파워)ASSY	1			
310	28	V1112603016	심자흡냄비작은나사	2			

NOTE	
------	--

#### 4. 트랜스미션 PART NO. T4

FIG 401 TRANSMISSION FRONT CASE	95
FIG 402 FORWARD & BACKWARD GEARS	97
FIG 403 IDLE & COUNTER GEARS	99
FIG 404 MAIN SHIFT GEARS	101
FIG 405 P.T.O DRIVE SHAFT	103
FIG 406 MAIN CHANGE LEVER	105
FIG 407 REVERSE CHANGE LEVER	107
FIG 408 TRANSMISSION MID CASE	109
FIG 409 TRANSMISSION REAR CASE	111
FIG 410 SUB CHANGE GEARS	113
FIG 411 SUB CHANGE SHIFTER	115
FIG 413 DRIVE GEARS	117
FIG 414 4WD CHANGE LEVER	119
FIG 415 P.T.O CHANGE GEARS	121
FIG 416 P.T.O CHANGE SHIFTER	123
FIG 417 REAR DIFFERENTIAL GEARS	125
FIG 418 REAR AXLE HOUSING	128

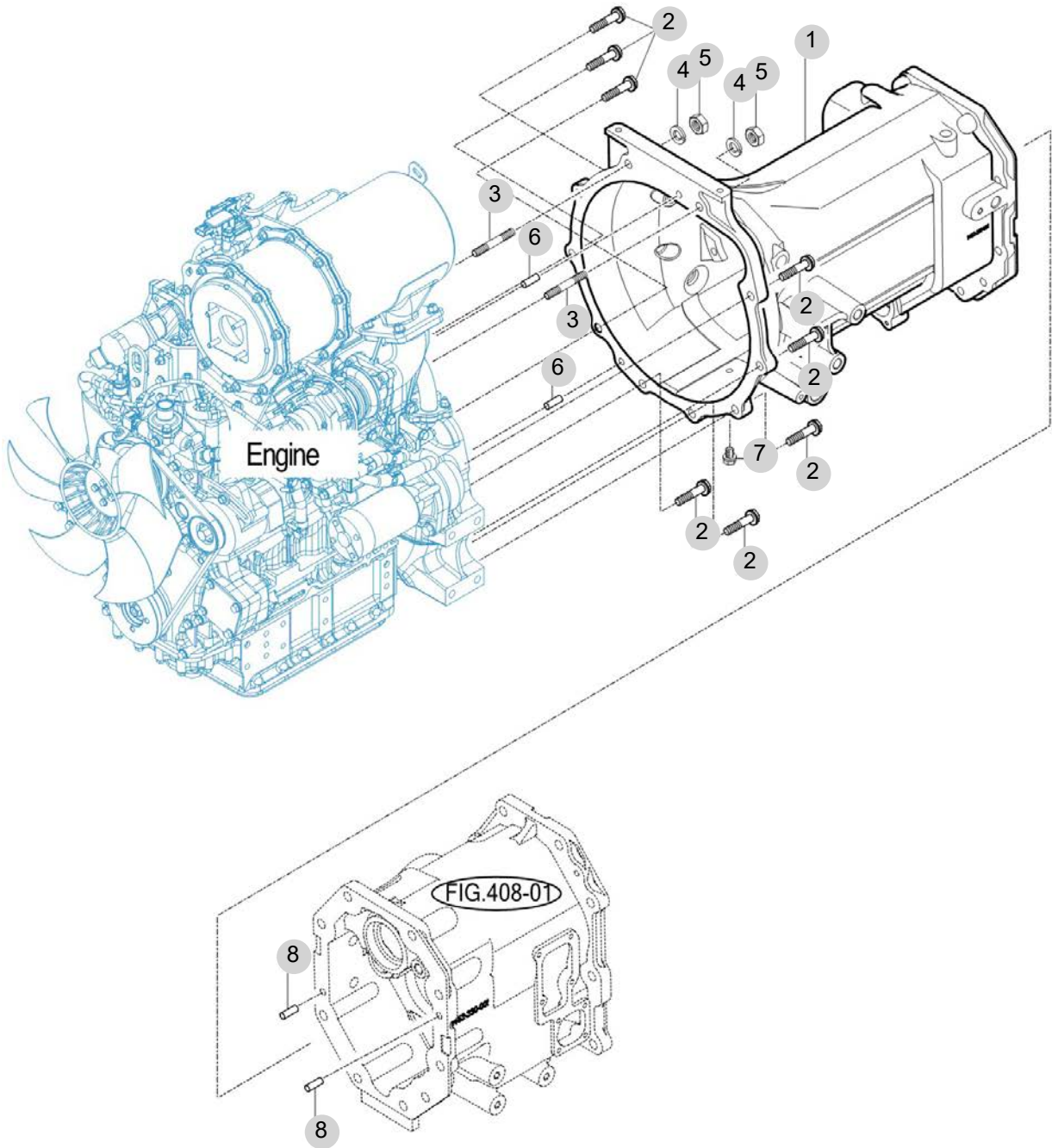
FIG 401

TRANSMISSION FRONT CASE

년/월  
Year/Month

2022-12

T555NCGBC



NOTE



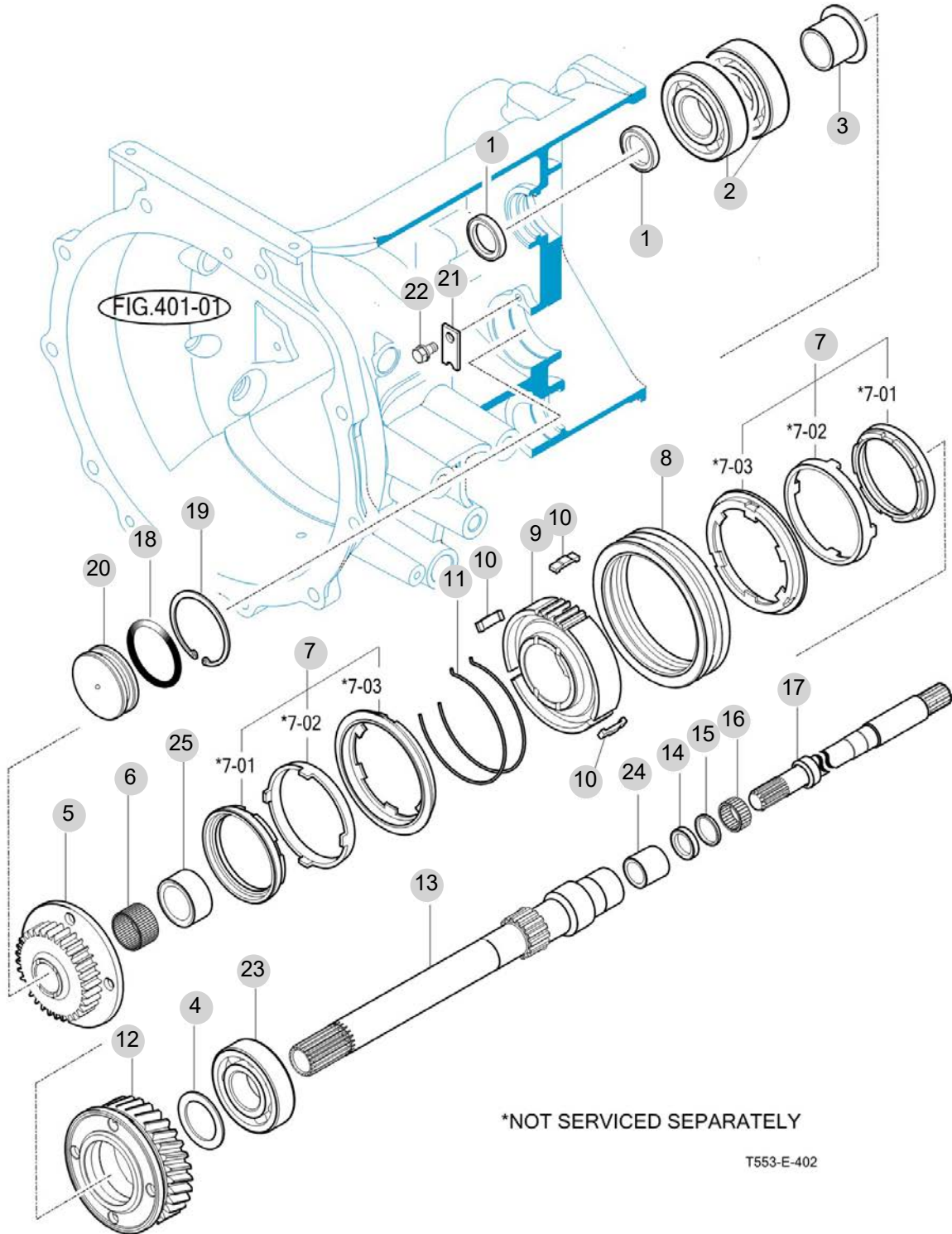
FIG 402

FORWARD & BACKWARD GEARS

년/월  
Year/Month

2022-12

T555NCGBC



NOTE



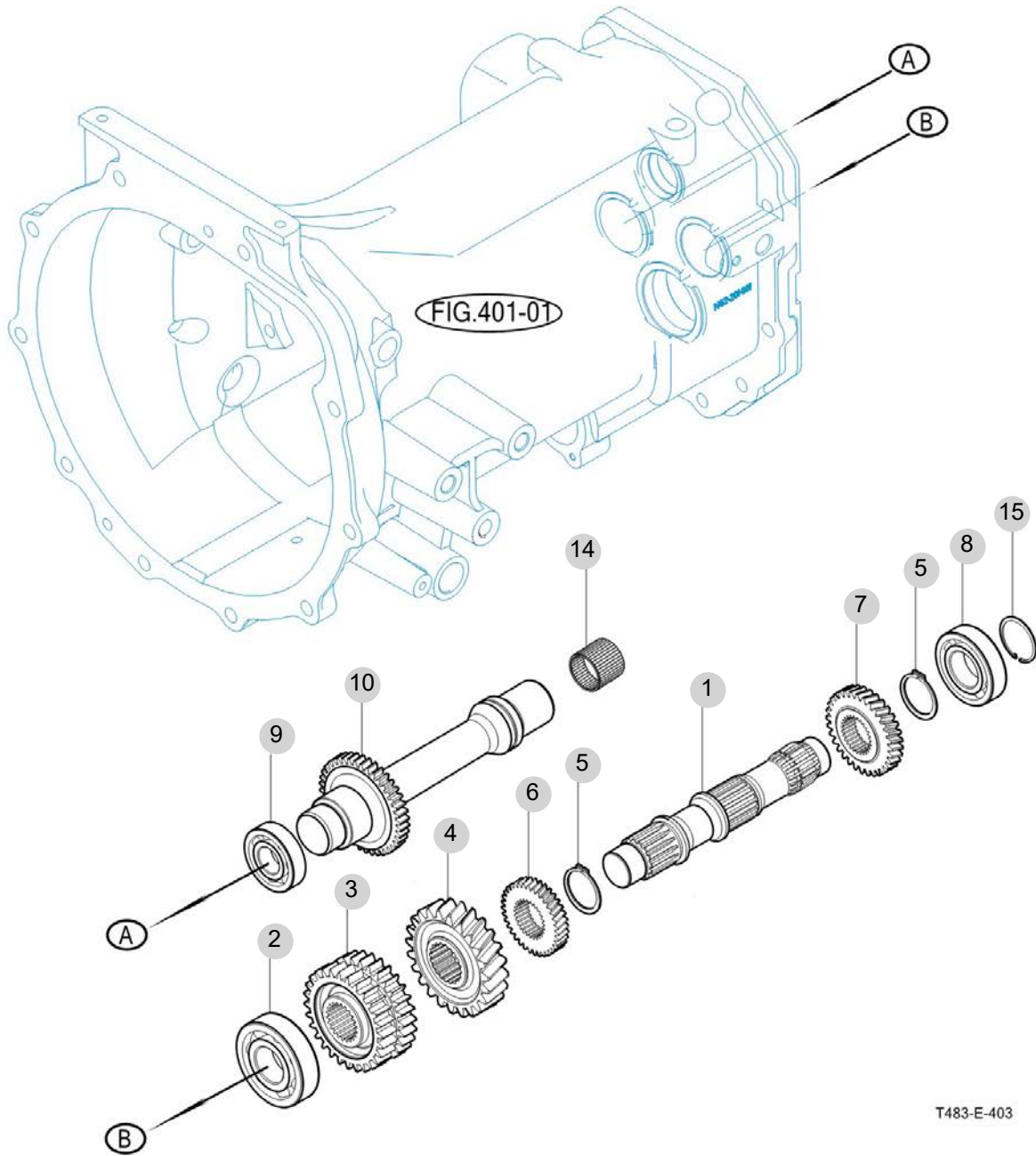
FIG 403

T555NCGBC

IDLE & COUNTER GEARS

년/월  
Year/Month

2022-12



T483-E-403

NOTE





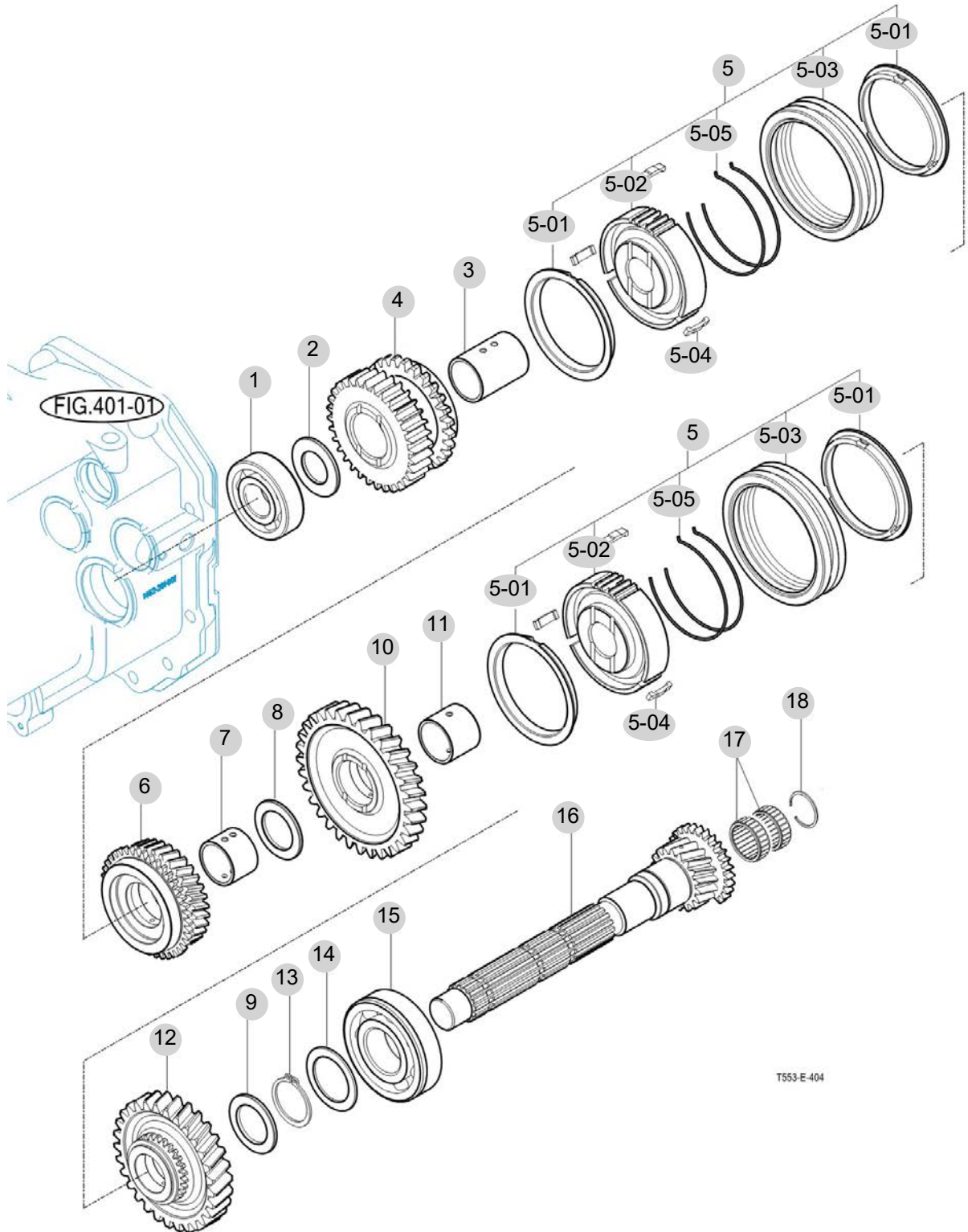
FIG 404

T555NCGBC

MAIN SHIFT GEARS

년/월  
Year/Month

2022-12



T553-E-404

NOTE



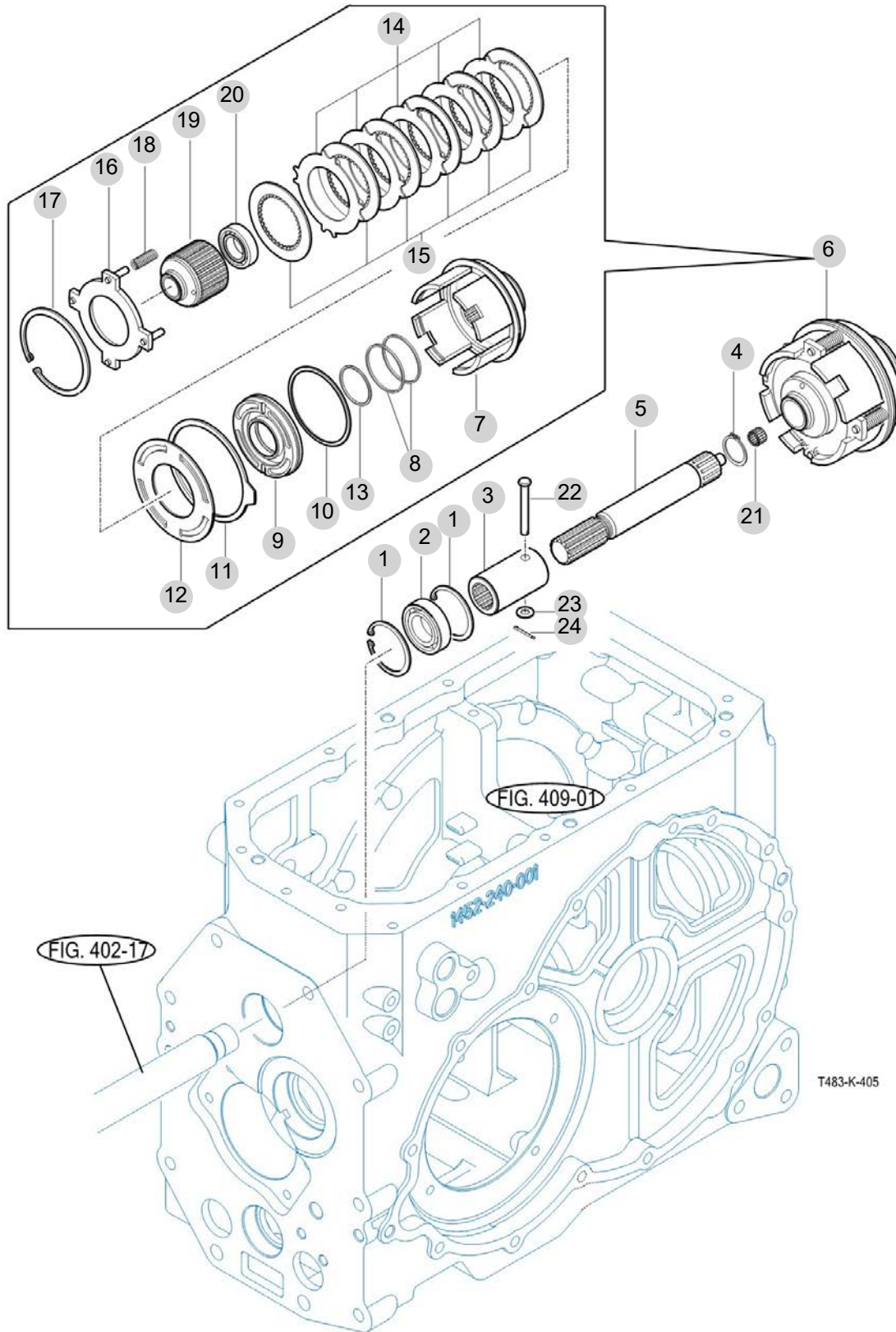
FIG 405

T555NCGBC

P.T.O DRIVE SHAFT

년/월  
Year/Month

2022-12



NOTE



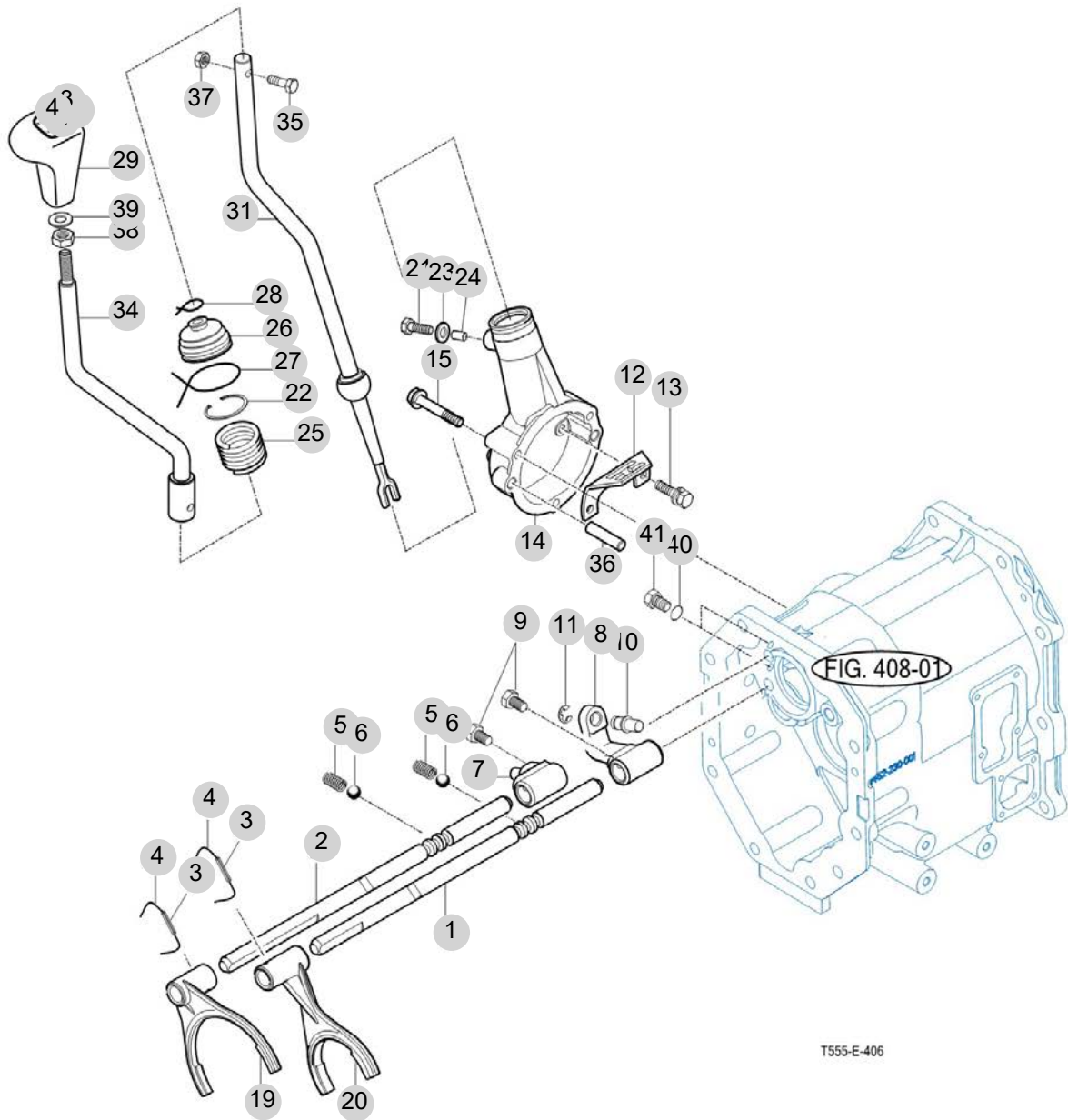
FIG 406

T555NCGBC

MAIN CHANGE LEVER

년/월  
Year/Month

2022-12



T555-E-406

NOTE

<b>FIG 406</b> T555NCGBC	<b>MAIN CHANGE LEVER</b>	년/월 Year/Month  2022-12
-----------------------------	--------------------------	----------------------------------

KEY NO		PART NO	DESCRIPTION	SPEC	QTY	REPAIR	EFFECTIVE DATE	REMARKS
406	1	14522230062	스태이(시프터/1-2)		1			
406	2	14522230053	스태이(시프터/3-4)		1			
406	3	V5801406025	스프링핀	6X25	2			
406	4	V5901010150	철선	1.0X150	2			
406	5	13022250030	시프터스프링	D=1.4	2			
406	6	V6802000010	강구		2			
406	7	15642230043M	링크(소)		1			
406	8	15642230033M	링크(대)		1			
406	9	15602231600	볼트(셋트/삐록M8X16)	M8X16	2			
406	9	15602231610	볼트(셋트/M8X16)		1			
406	10	15602230124	핀(10X28)		1			
406	11	V7081400070	E형멈춤링		1			
406	12	15602230074	가이드	T=3.5	1			
406	13	V2173608016	소형육각볼트보통(S)	M8X16	2			
406	14	15612230027M	메탈(메인)		1			
406	15	V2173608050	소형육각볼트보통(S)	M8X50	3			
406	19	14522230022M	포크(시프터,3-4)		1			
406	20	15162230010M	포크(시프터,1-2)		1			
406	21	16007060020	볼트(드레인)	M8X12XP1.25	1			
406	22	V7051400320	C형멈춤링(구멍용)	32	1			
406	23	15602230085	삐		1			
406	24	V5201006016	평행핀(A)	6X16	1			
406	25	15602900063	스프링(C020)	D=2.6	1			
406	26	14442180090	변속레버부츠		1			
406	27	V5901010180	철선	1.0X180	1			
406	28	V5901010070	철선	1.0X70	1			
406	29	14522810072	그립, 주변속		1			
406	31	14522912001	레버COMP(시프트/메인)		1			
406	34	14522913101GB	레버COMP(바/16)		1			
406	35	V2013608035	소형육각볼트(보통)	M8X35	1			
406	36	V5201010022	평행핀(A)	10X22	2			
406	37	V3042600080	소형육각너트보통2종	M8	1			
406	38	V3342600100	소형육각너트가느2종	M10	1			
406	39	V4111600100	평와셔	M10	1			
406	40	V7201019008	O링(P)	P8	2			
406	41	14522081550	볼트	M10XP1.5	2			

NOTE

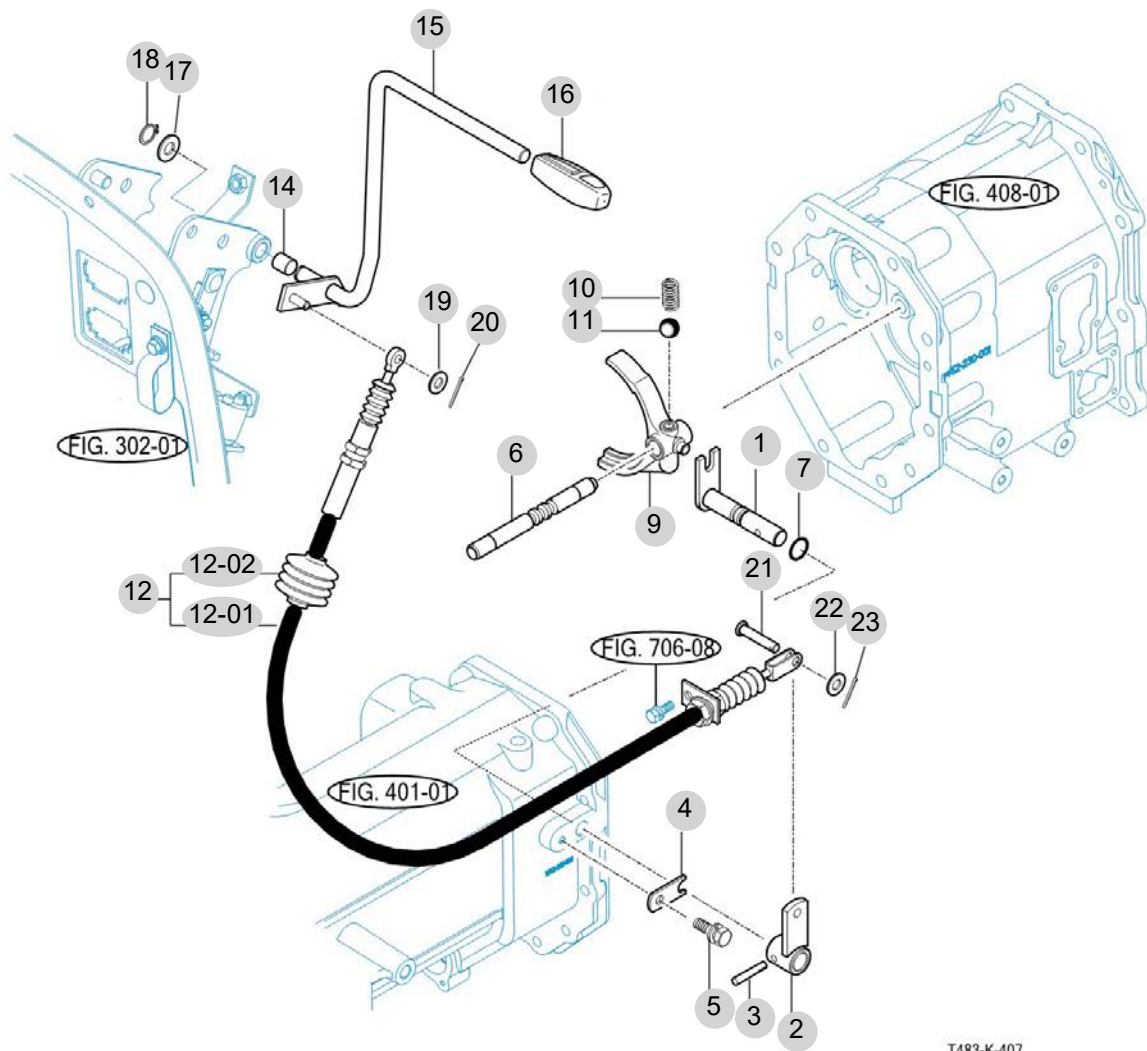
FIG 407

T555NCGBC

REVERSE CHANGE LEVER

년/월  
Year/Month

2022-12



T483-K-407

NOTE







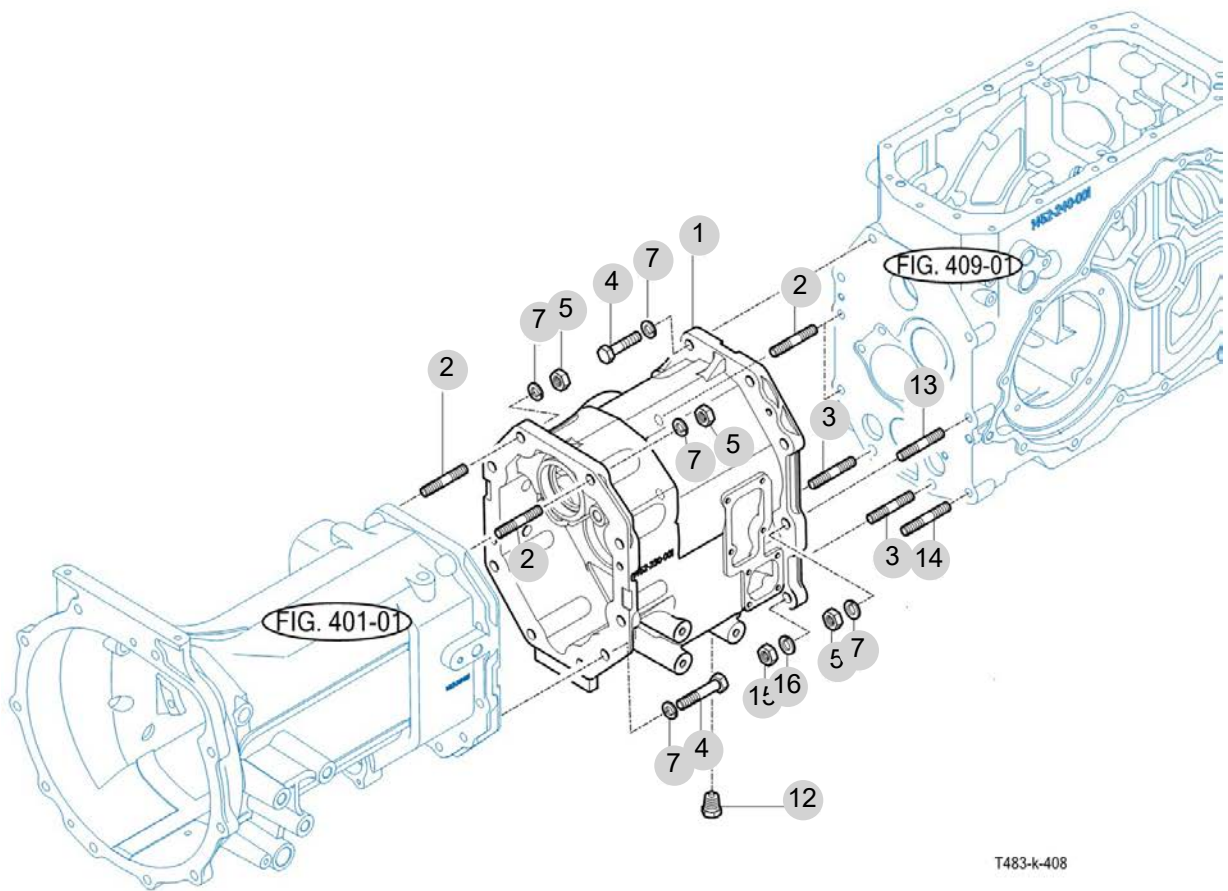
FIG 408

T555NCGBC

TRANSMISSION MID CASE

년/월  
Year/Month

2022-12



T483-k-408

NOTE



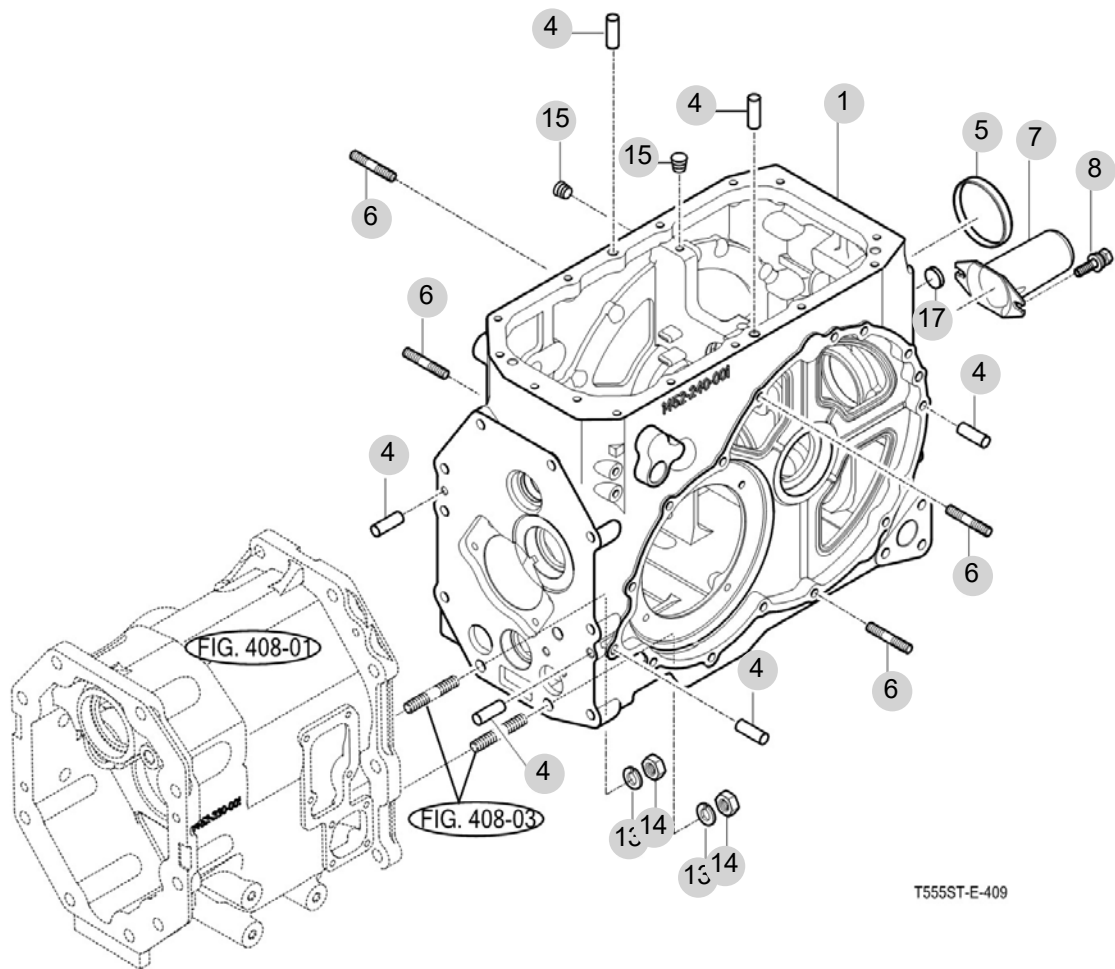
FIG 409

T555NCGBC

TRANSMISSION REAR CASE

년/월  
Year/Month

2022-12



NOTE



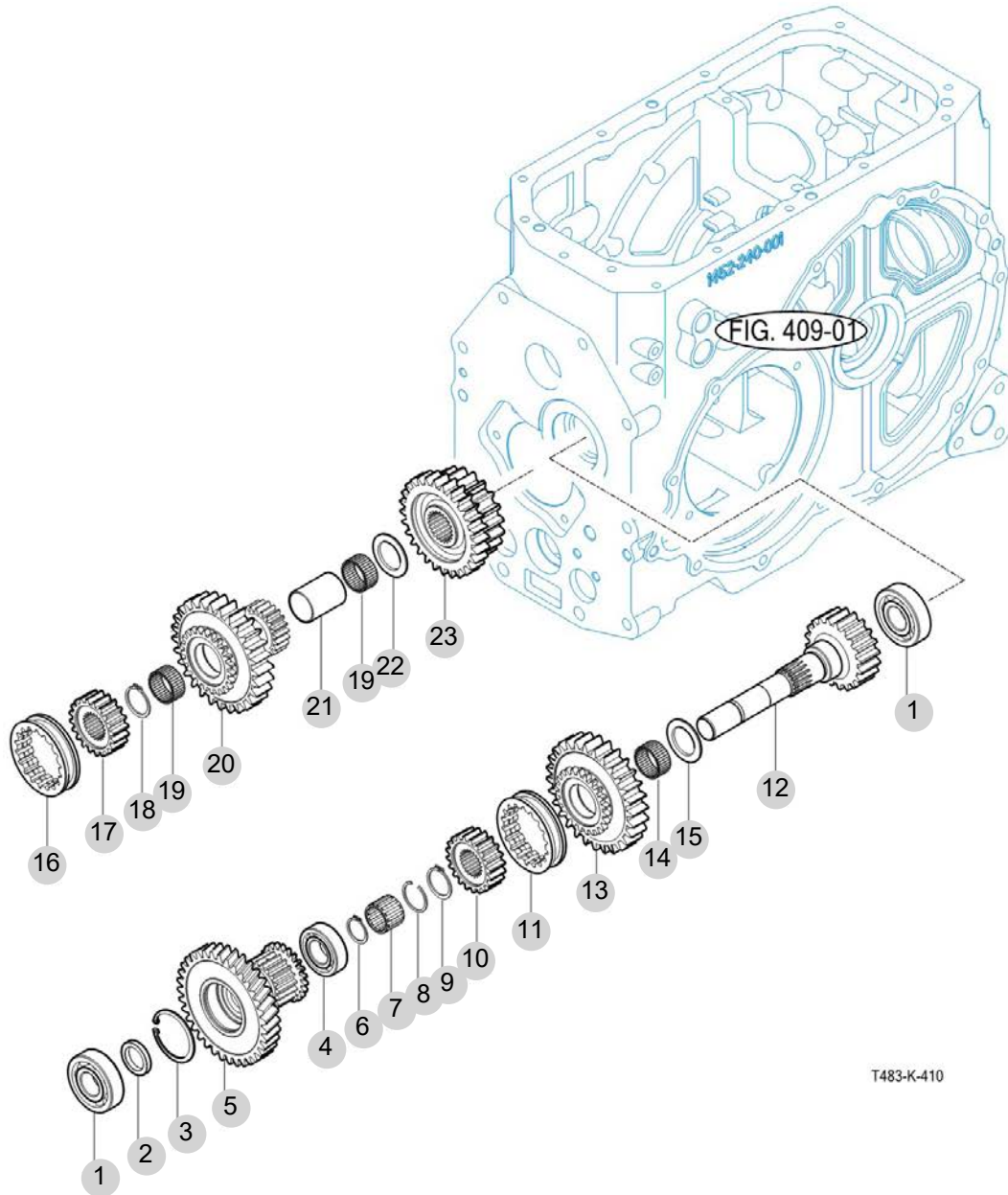
FIG 410

T555NCGBC

SUB CHANGE GEARS

년/월  
Year/Month

2022-12



T483-K-410

NOTE

FIG 410		SUB CHANGE GEARS					년/월	
							Year/Month	
							2022-12	
T555NCGBC								
KEY NO	PART NO	DESCRIPTION	SPEC	QTY	REPAIR	EFFECTIVE DATE	REMARKS	
410	1	V6041106305	볼베어링(HL1)	6305HL1	2			
410	2	14522240180	스페이서(25X36X06)	25X36X6	1			
410	3	V7051400520	C형멈춤링(구멍용)	52	1			
410	4	V6001106205	볼베어링	6205	1			
410	5	14522240131	기어, 스퍼-헬리컬/16-38		1			
410	6	V7041400250	C형멈춤링(축용)	25	1			
410	7	15683020010	베어링(니들)(RS253224)	KT253224E02C 3	1			
410	8	15642080080	스냅링	AR32	1			
410	9	V7041400300	C형멈춤링(축용)	30	1			
410	10	15642430110	허브(30X62X19)		1			
410	11	15242360050	슬라이드커플링		1			
410	12	14522430062	기어(스퍼,24)		1			
410	13	14522240120	기어(스퍼/39)		1			
410	14	V6544303517	니들베어링(케이 지)	KT303517	1			
410	15	15642160041	와셔(30X46X03)		1			
410	16	15242360050	슬라이드커플링		1			
410	17	15642430110	허브(30X62X19)		1			
410	18	V7041400300	C형멈춤링(축용)	30	1			
410	19	V6544303517	니들베어링(케이 지)	KT303517	2			
410	20	14522430040	기어(스퍼/16-39)		1			
410	21	14522430020	스페이서(34X1.8)		1			
410	22	15642160041	와셔(30X46X03)		1			
410	23	15152430010	기어(스퍼-스퍼/35-28)		1			
NOTE								

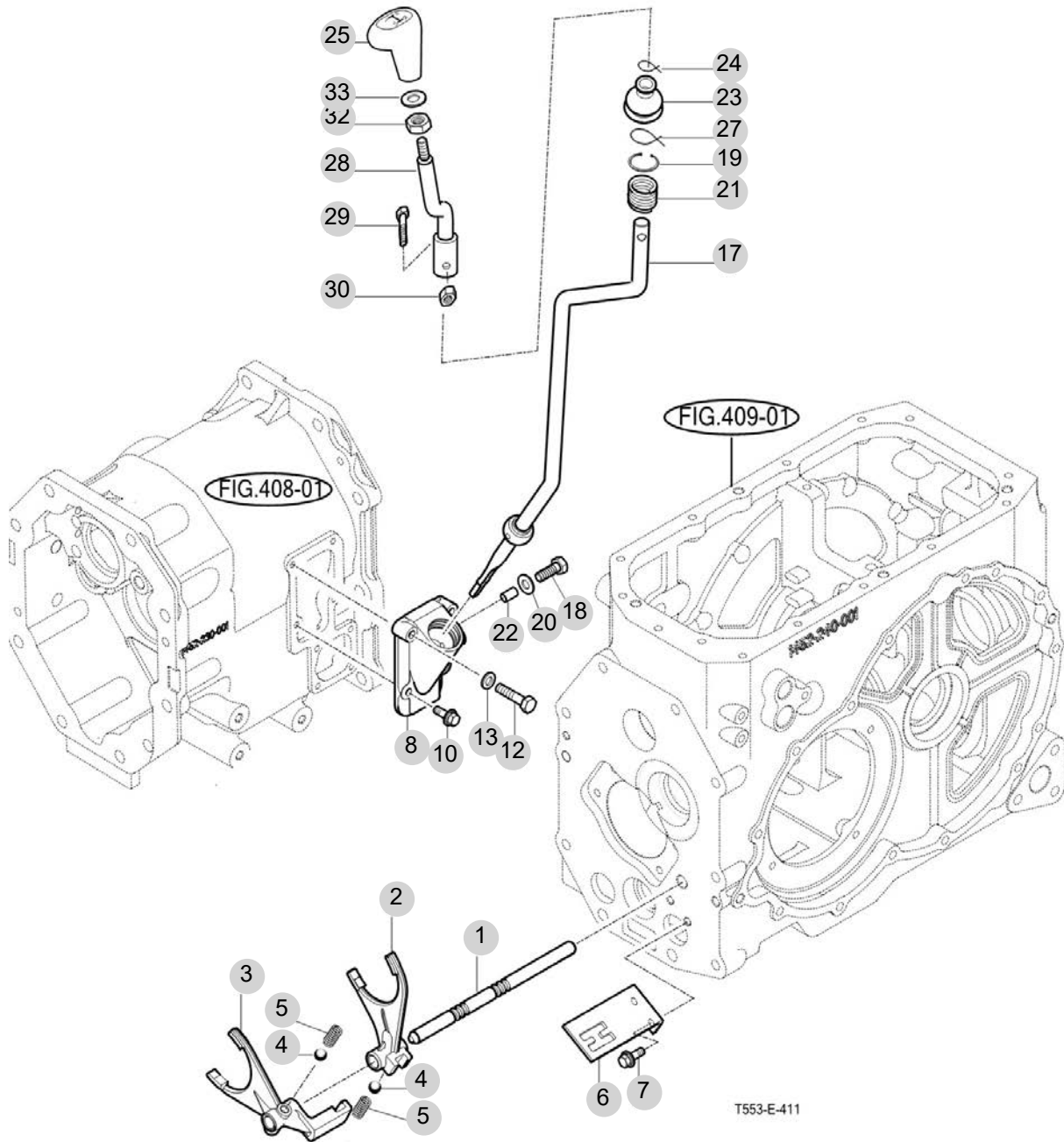
FIG 411

T555NCGBC

SUB CHANGE SHIFTER

년/월  
Year/Month

2022-12



NOTE





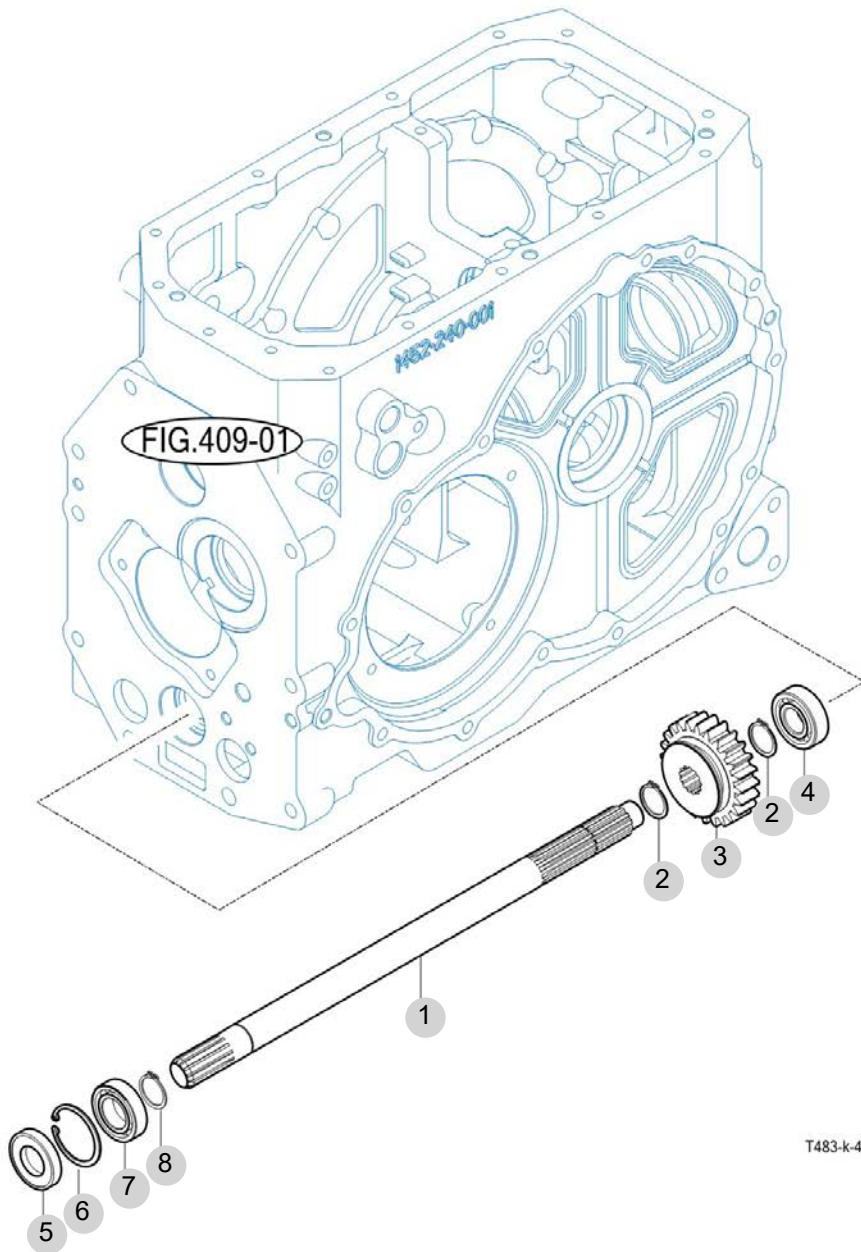
FIG 413

DRIVE GEARS

년/월  
Year/Month

2022-12

T555NCGBC



NOTE



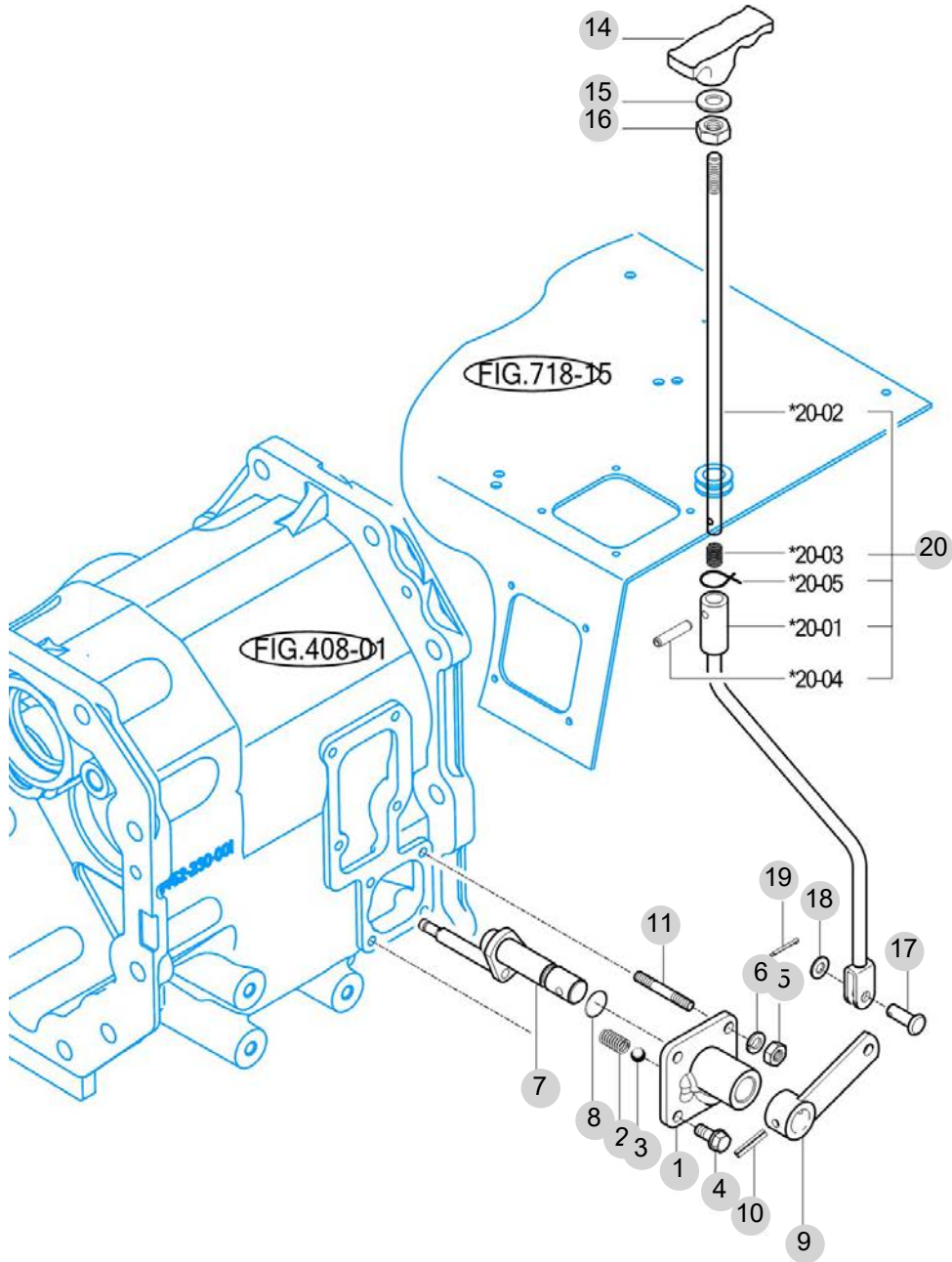
FIG 414

T555NCGBC

# 4WD CHANGE LEVER

년/월  
Year/Month

2022-12



\*NOT SERVICED SEPARATELY

T483-E-414A

NOTE



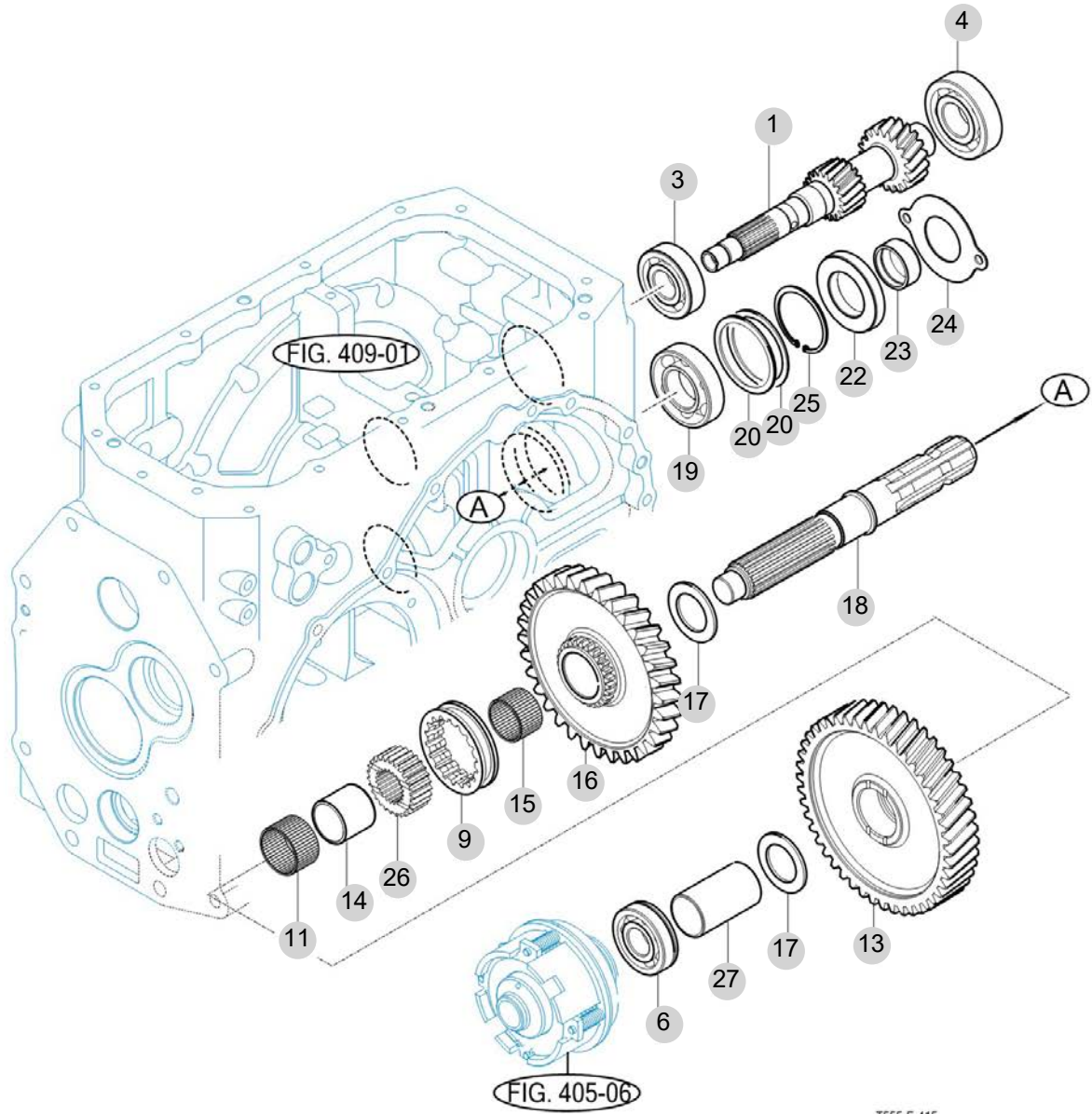
FIG 415

T555NCGBC

P.T.O CHANGE GEARS

년/월  
Year/Month

2022-12



T555-E-415

NOTE

FIG 415 T555NCGBC		P.T.O CHANGE GEARS					년/월 Year/Month			
							2022-12			
							KEY NO	PART NO	DESCRIPTION	SPEC
415	1	15182700020	기어(헬리컬/12-20)		1					
415	3	V6041106305	볼베어링(HL1)	6305HL1	1					
415	4	V6041106306	볼베어링(HL1)	6306HL1	1					
415	6	V6041606305	볼베어링(HL1NR)	6305HL1N	1					
415	9	15242360050	슬라이드커플링		2					
415	11	V6544354026	니들베어링(케이지)	KT354026	1					
415	13	14522730031	기어(헬리컬,58)		1					
415	13	14522730032	기어(헬리컬,58)		1					
415	14	15642730072	부시(35X40X37)		1					
415	15	V6544354026	니들베어링(케이지)	KT354026	1					
415	16	15182730020	기어(헬리컬,50)		1					
415	17	15642730082	와셔(35X55X03)	D=55	1					
415	18	14522730010	샤프트(아웃풋/PTO)	D=40	1					
415	19	V6041106207	볼베어링(HL1)		1					
415	20	79642010080	심(B)		2					
415	22	16322732010	씰(오일)	TC6Y417211	1					
415	23	14522200041	슬리브(PTO축)	42.7X4.5T	1					
415	24	16322730040	커버(플레이트)	T=1.6	1					
415	25	V7051400720	C형멈춤링(구멍용)		1					
415	26	15642730052	허브(35X62X20)		1					
415	27	15182730080	간격칼라		1					
NOTE										

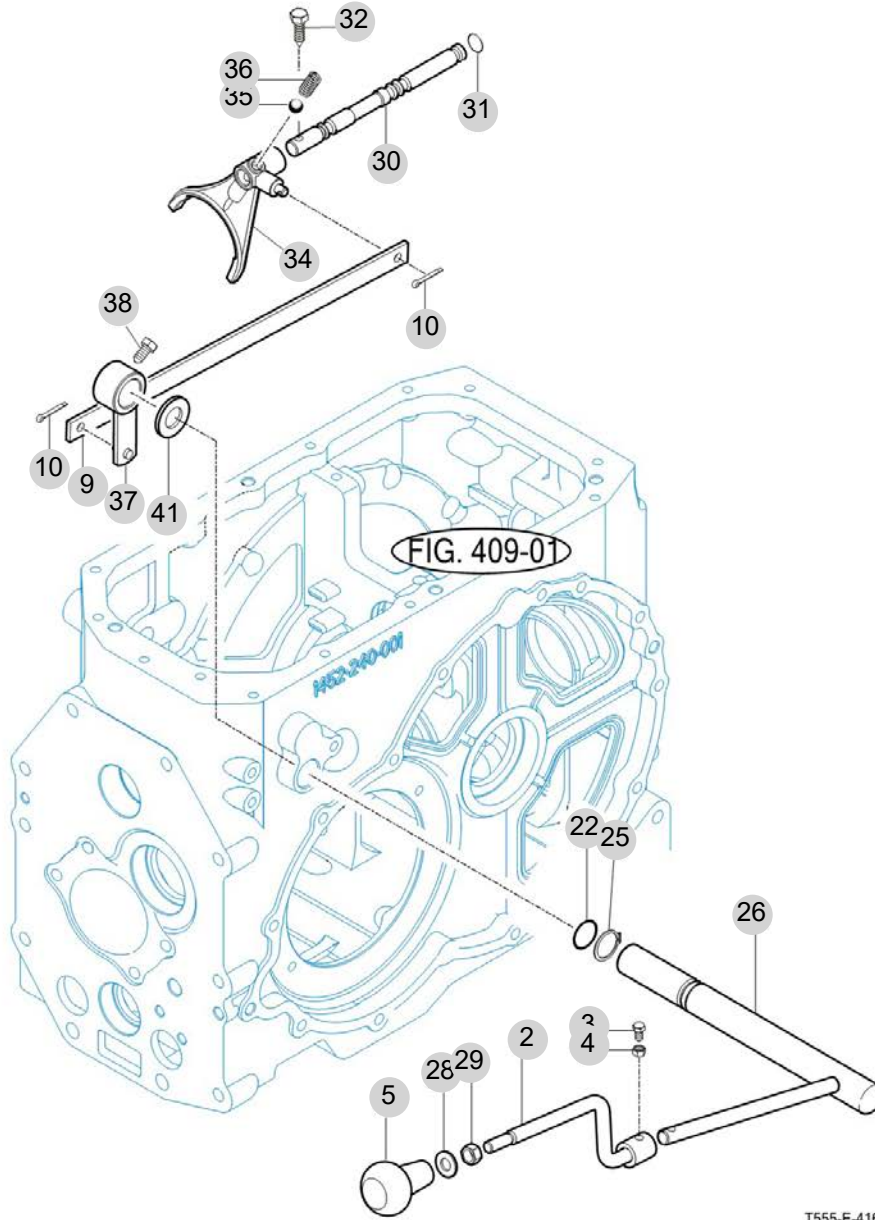
FIG 416

T555NCGBC

P.T.O CHANGE SHIFTER

년/월  
Year/Month

2022-12



NOTE





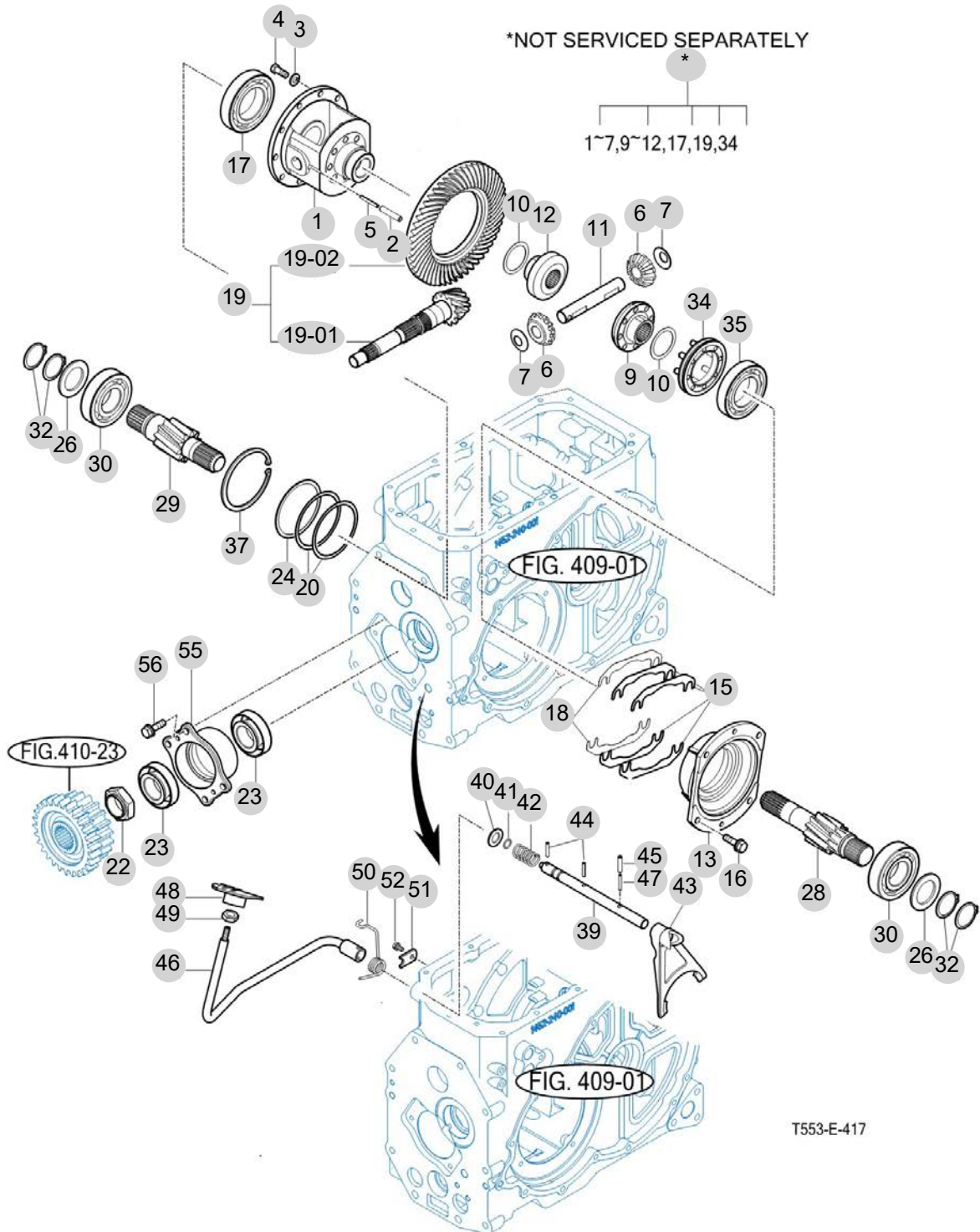
FIG 417

T555NCGBC

REAR DIFFERENTIAL GEARS

년/월  
Year/Month

2022-12



NOTE

FIG 417		REAR DIFFERENTIAL GEARS					년/월 Year/Month		
							2022-12		
T555NCGBC		KEY NO	PART NO	DESCRIPTION	SPEC	QTY	REPAIR	EFFECTIVE DATE	REMARKS
417	0	14523031001	리어차동장치(47PS)ASSY			1			
417	1	14523030010M	케이스(디프)			1			
417	2	V5801408040	스프링핀	8X50		1			
417	3	V4011600100	스프링와셔	M10		10			
417	4	V2024610025	소형육각볼트(가는)	M10X25		10			
417	5	V5801405036	스프링핀	5X36		1			
417	6	14523180041	피니언(차동)			2			
417	7	14523030080	칼라(피니언)	T=1.0		2			
417	9	14523180061	피니언(베벨/16 LH)			1			
417	10	14523030100	와셔(스러스트)	D=52.5		2			
417	11	14523030110	디프피니언샤프트	D=23		1			
417	12	14523180031	피니언(베벨/16 RH)			1			
417	13	14523030131M	메탈(LH/디프케이스)			1			
417	15	14523010090	심(B)	T=0.2		4			
417	16	V2173610025	소형육각볼트보통(S)	M10X25		4			
417	17	V6001106212	볼베어링	6212		1			
417	18	14523010080	심(A)	T=0.1		2			
417	19	14523022100	기어(10X41)SET			1			
417	19-01	14523022111	베벨피니언			1			
417	19-02	14523022120	스파이럴베벨기어			1			
417	20	14523010050	심(0.1)	T=0.1		2			
417	22	15533030020	너트(M40XP1.5)			1			
417	23	V6321132208	테이퍼롤러베어링(보통)	32208CR		2			
417	24	14523010100	심(0.2)	T=0.2		1			
417	26	15133060030	스러스트칼라(45X68X4)			2			
417	28	14523060011	피니언(헬리컬/11/LH)			1			
417	29	14523060021	피니언(헬리컬/11/RH)			1			
417	30	V6041106309	볼베어링(HL1)	HL1		2			
417	32	V7041400450	C형멈춤링(축용)	45		4			
417	34	14523033400	슬리브COMP			1			
417	35	V6001106211	볼베어링	6211		1			
417	37	V7051401100	C형멈춤링(구멍용)	R110		1			
417	39	14523032002	샤프트(디프록)	D=20		1			
417	40	V4111600200	평와셔	M20		1			
417	41	V7201024016	O링(P)	P16		1			
417	42	17973030420	스프링	D=3.6		1			
417	43	14523190011M	포크(디프록)			1			
417	44	V5801406032	스프링핀	6X32		2			
417	45	V5801408036	스프링핀	8X36		1			
417	46	14543162101	디프록페달COMP			1			
417	47	V5801405036	스프링핀	5X36		1			
417	48	14521220120	페달COMP,액셀			1			
417	49	V3342600100	소형육각너트가는2종	M10		1			
417	50	14523160020	스프링(디프 페달)			1			
417	51	16703180191	플레이트	25X4.5T		1			
NOTE									



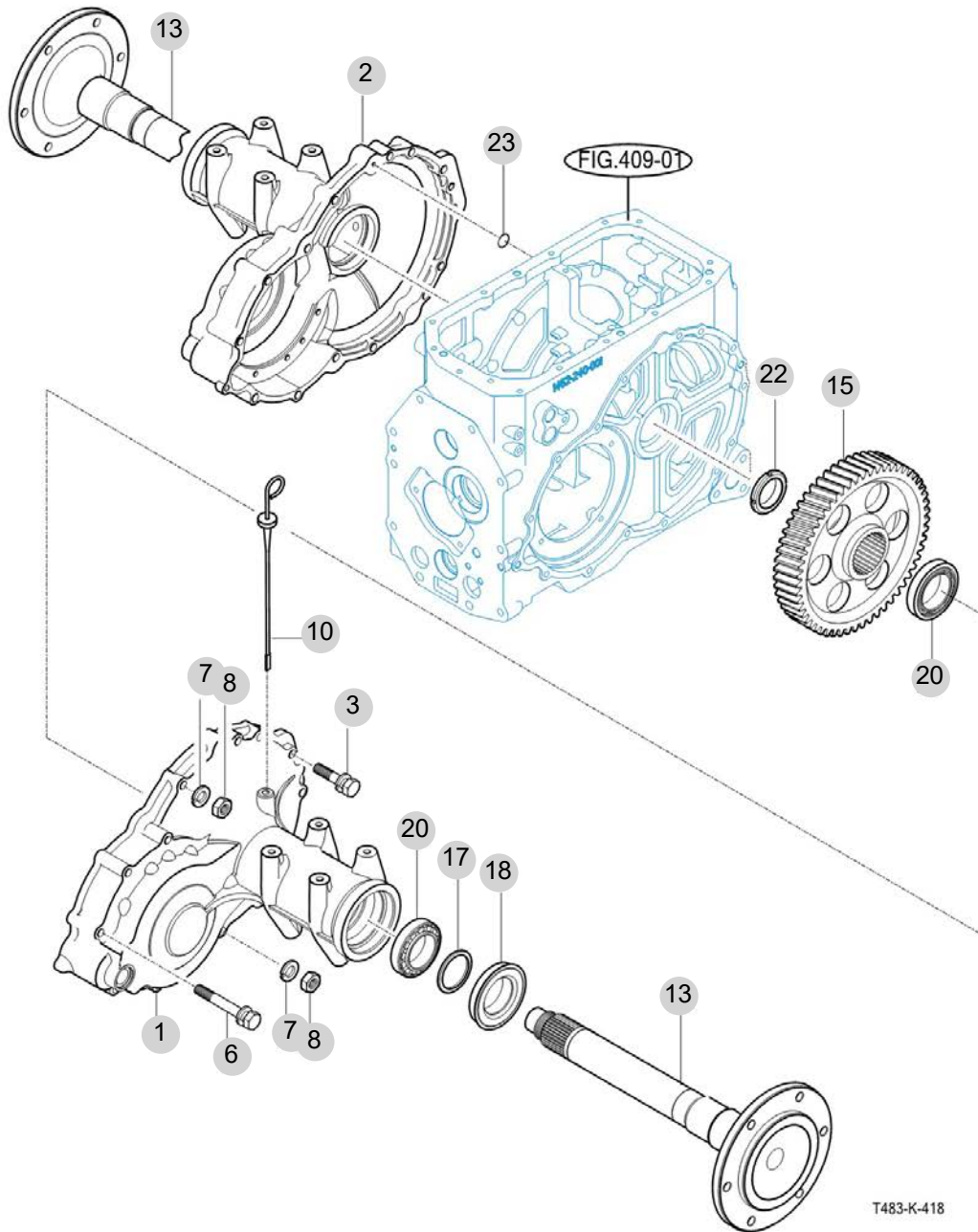
FIG 418

T555NCGBC

REAR AXLE HOUSING

년/월  
Year/Month

2022-12



NOTE



## 5. 프런트 액슬 PART NO. T5

FIG 501 FRONT AXLE SUPPORT	131
FIG 502 FRONT DRIVE SHAFT	133
FIG 503 FRONT AXLE HOUSING	135
FIG 504 FRONT DIFFERENTIAL GEARS	137
FIG 505 FRONT GEAR CASE (1)	139
FIG 506 FRONT GEAR CASE (2)	141
FIG 507 FRONT GEAR CASE (3)	143

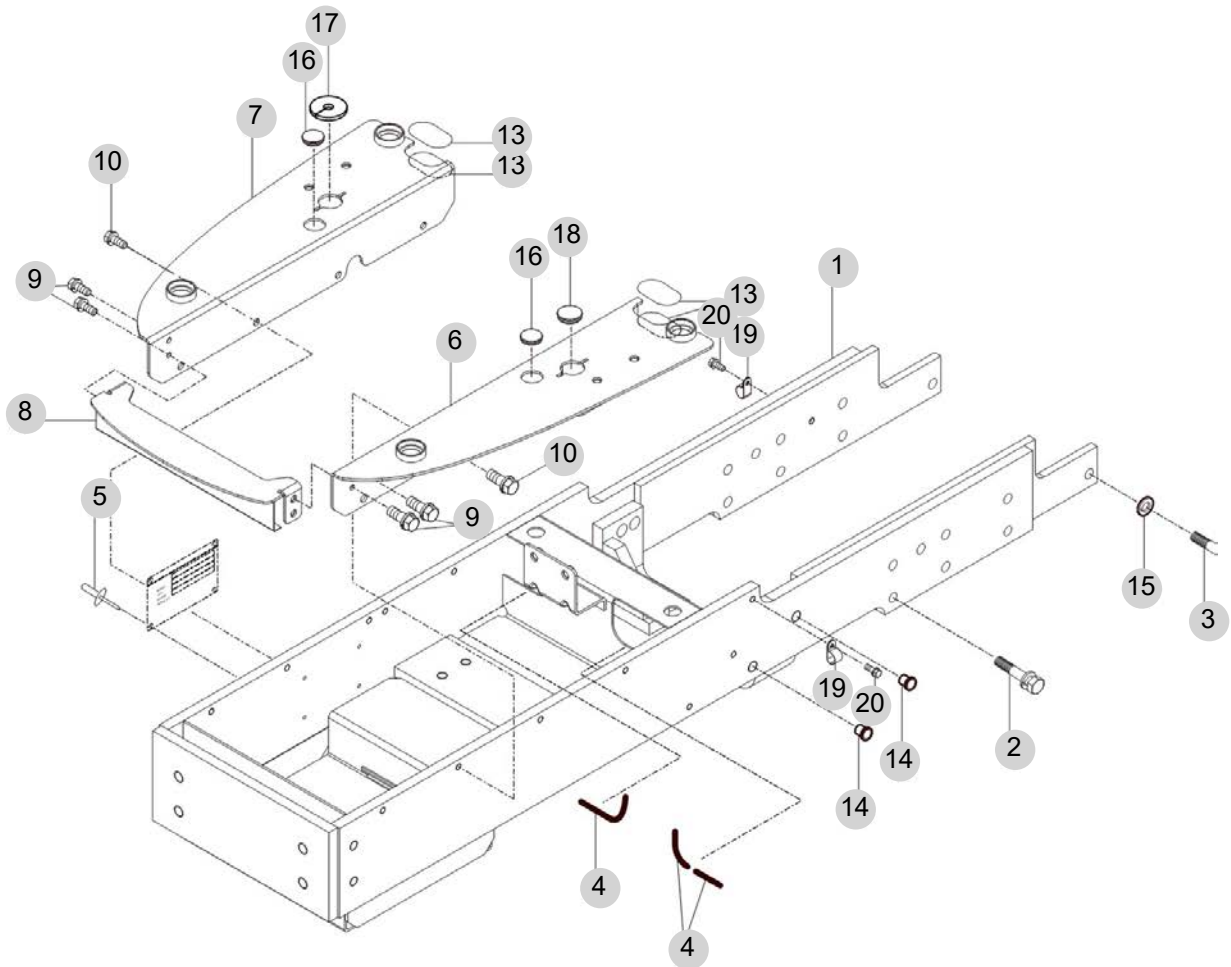
FIG 501

T555NCGBC

FRONT AXLE SUPPORT

년/월  
Year/Month

2022-12



NOTE





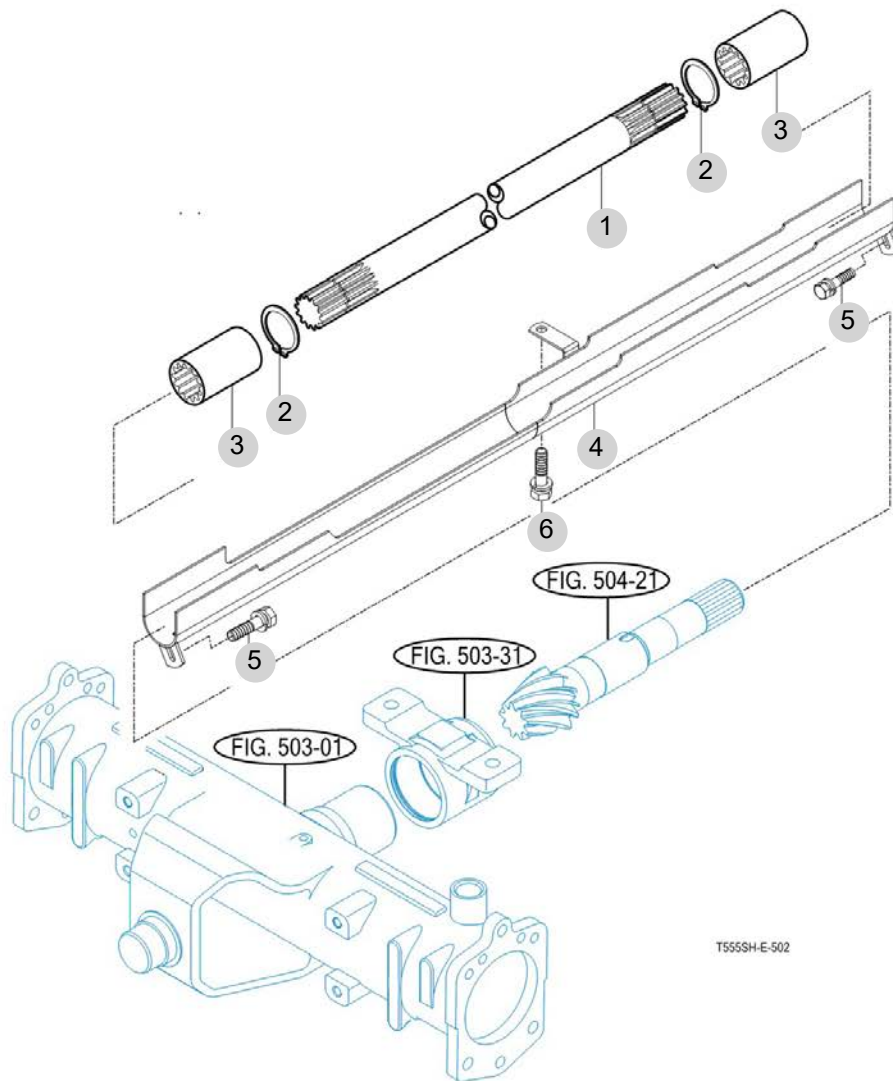
FIG 502

T555NCGBC

FRONT DRIVE SHAFT

년/월  
Year/Month

2022-12



T555SH-E-502

NOTE



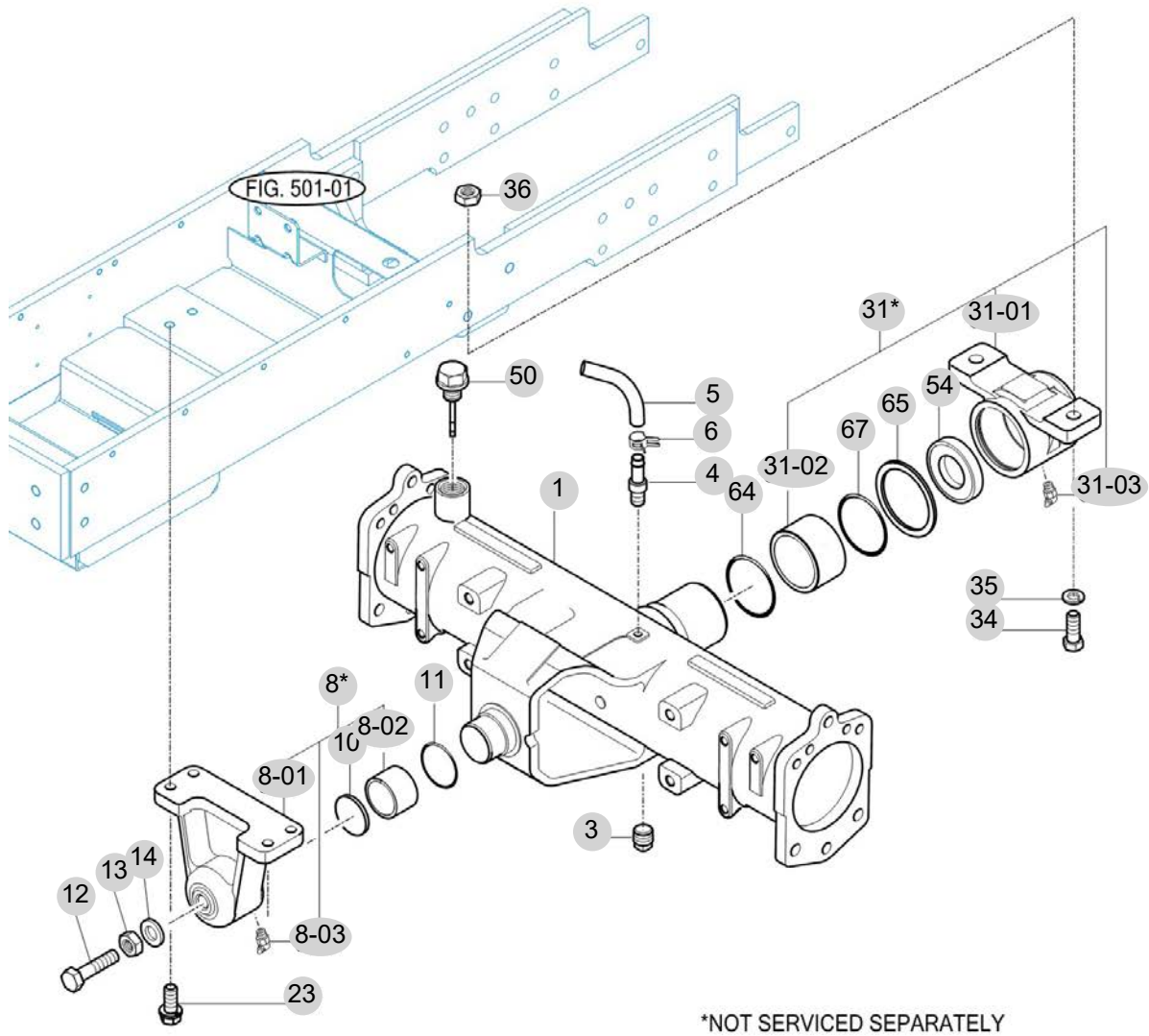
FIG 503

T555NCGBC

FRONT AXLE HOUSING

년/월  
Year/Month

2022-12



T554454-E-503

NOTE



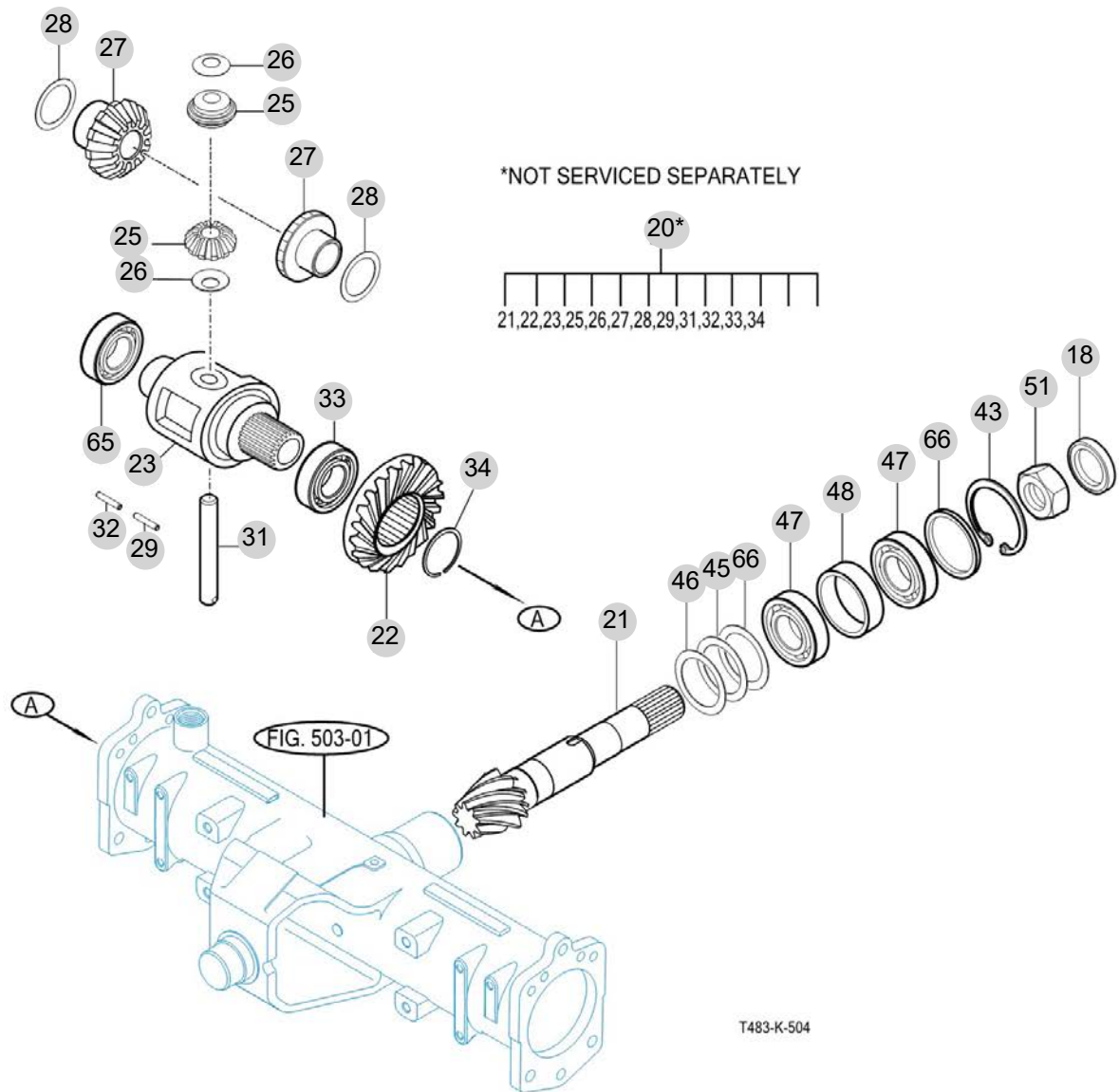
FIG 504

T555NCGBC

FRONT DIFFERENTIAL GEARS

년/월  
Year/Month

2022-12



NOTE



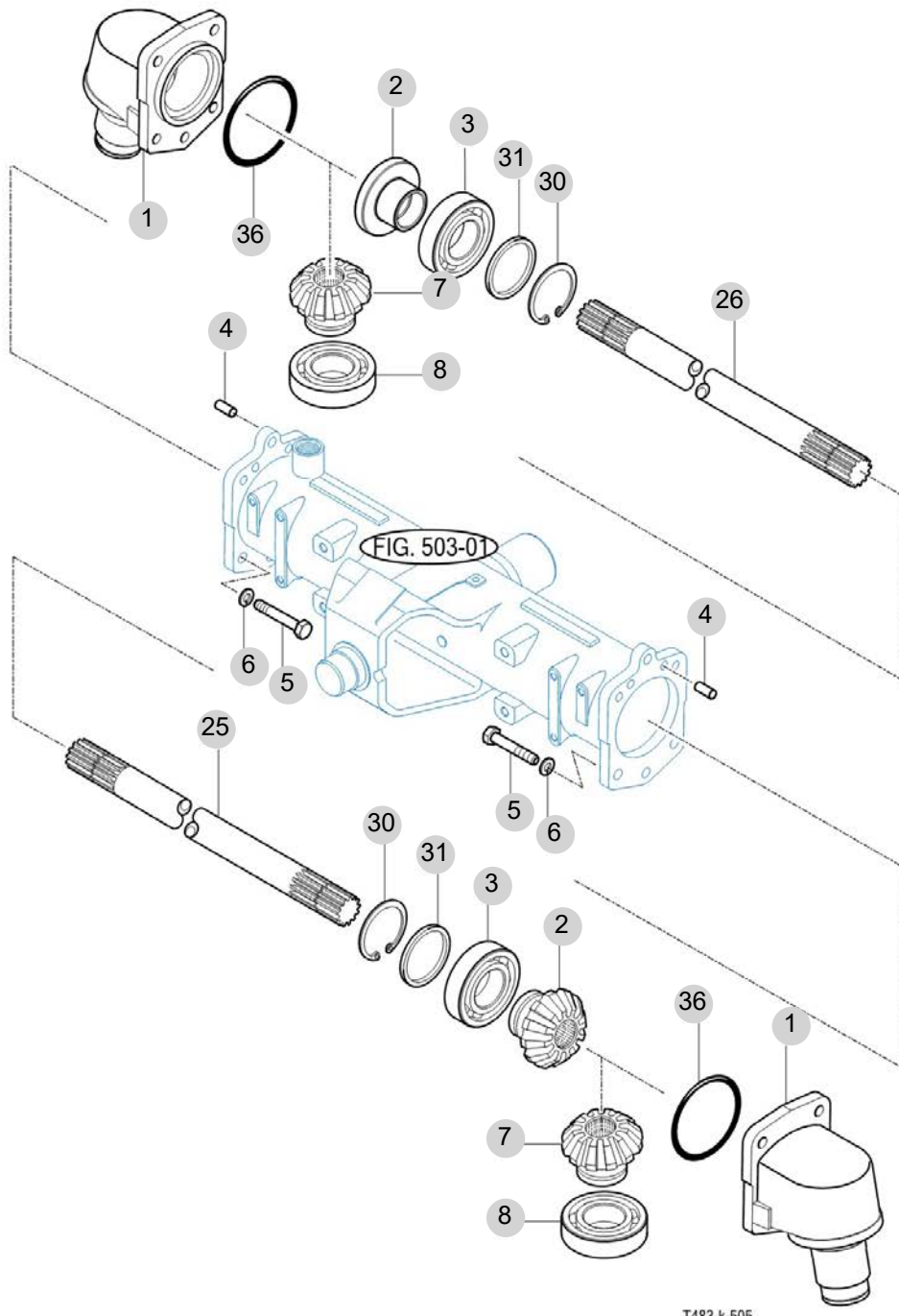
FIG 505

T555NCGBC

FRONT GEAR CASE (1)

년/월  
Year/Month

2022-12



T483-k-505

NOTE





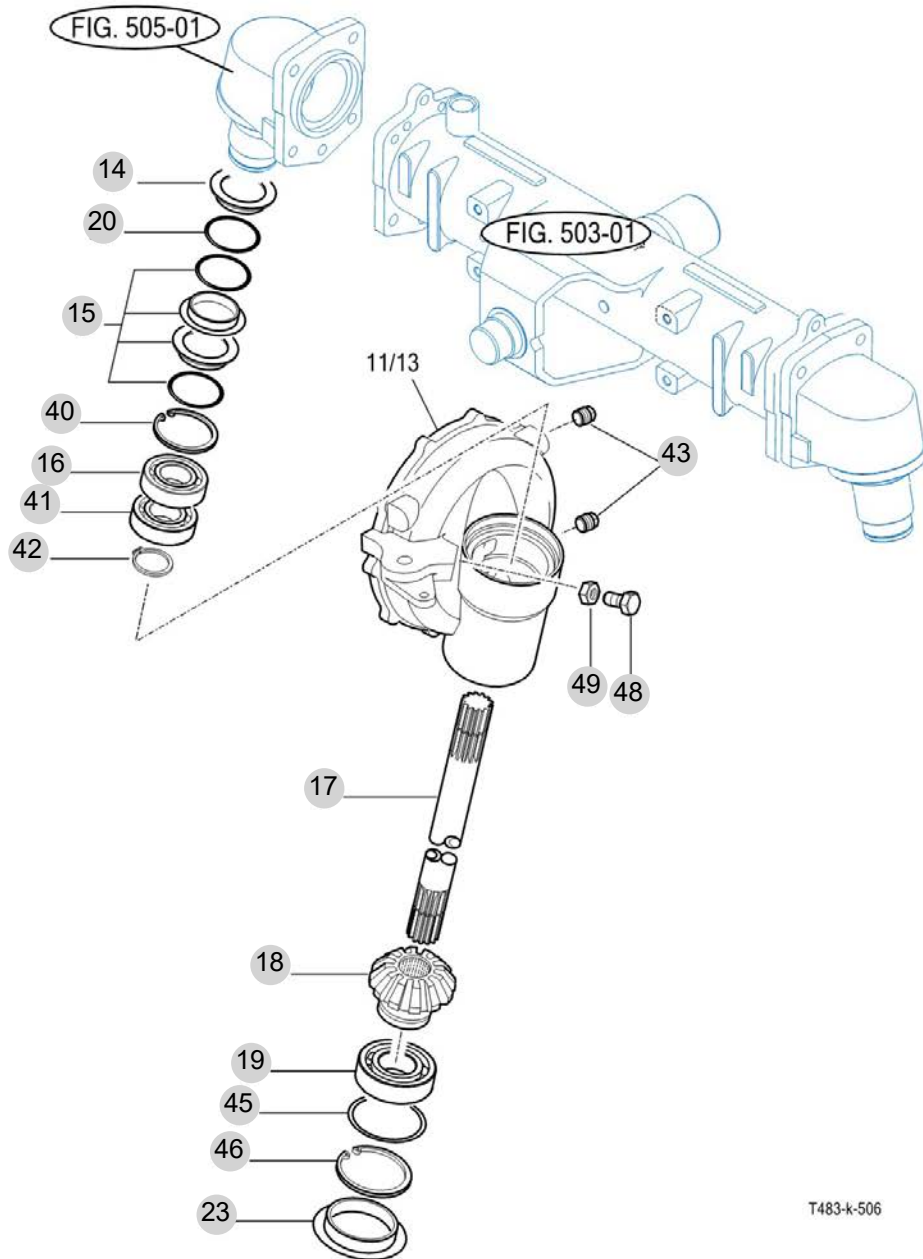
FIG 506

T555NCGBC

FRONT GEAR CASE (2)

년/월  
Year/Month

2022-12



T483-k-506

NOTE



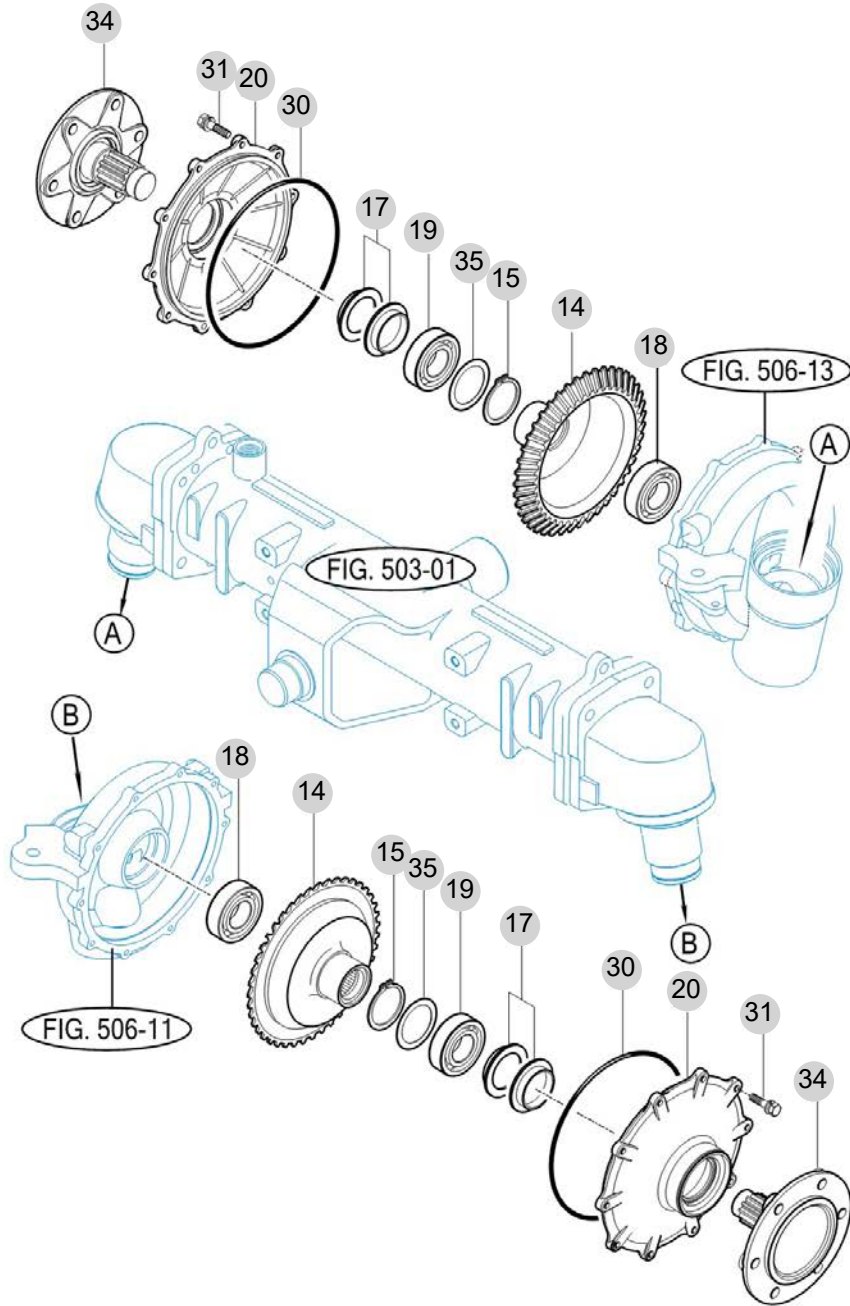
FIG 507

T555NCGBC

FRONT GEAR CASE (3)

년/월  
Year/Month

2022-12



T483-k-507

NOTE



## 6. 유압/3점링크 PART NO. T6

FIG 601 CYLINDER CASE	146
FIG 602 LIFT ARM	148
FIG 603 CYLINDER	150
FIG 604 POSITION LINK	152
FIG 605 CONTROL VALVE	154
FIG 606 DRAFT LINK	156
FIG 607 POSITION & DRAFT LEVER	158
FIG 608 EXTERIOR HYD.VALVE	160
FIG 609 HYDRAULIC PIPE	162
FIG 610 JOYSTICK	165
FIG 611 HYDRAULIC HOSE	167
FIG 612 HITCH & 3-POINT LINK	169
FIG 613 HITCH & 3-POINT LINK	172

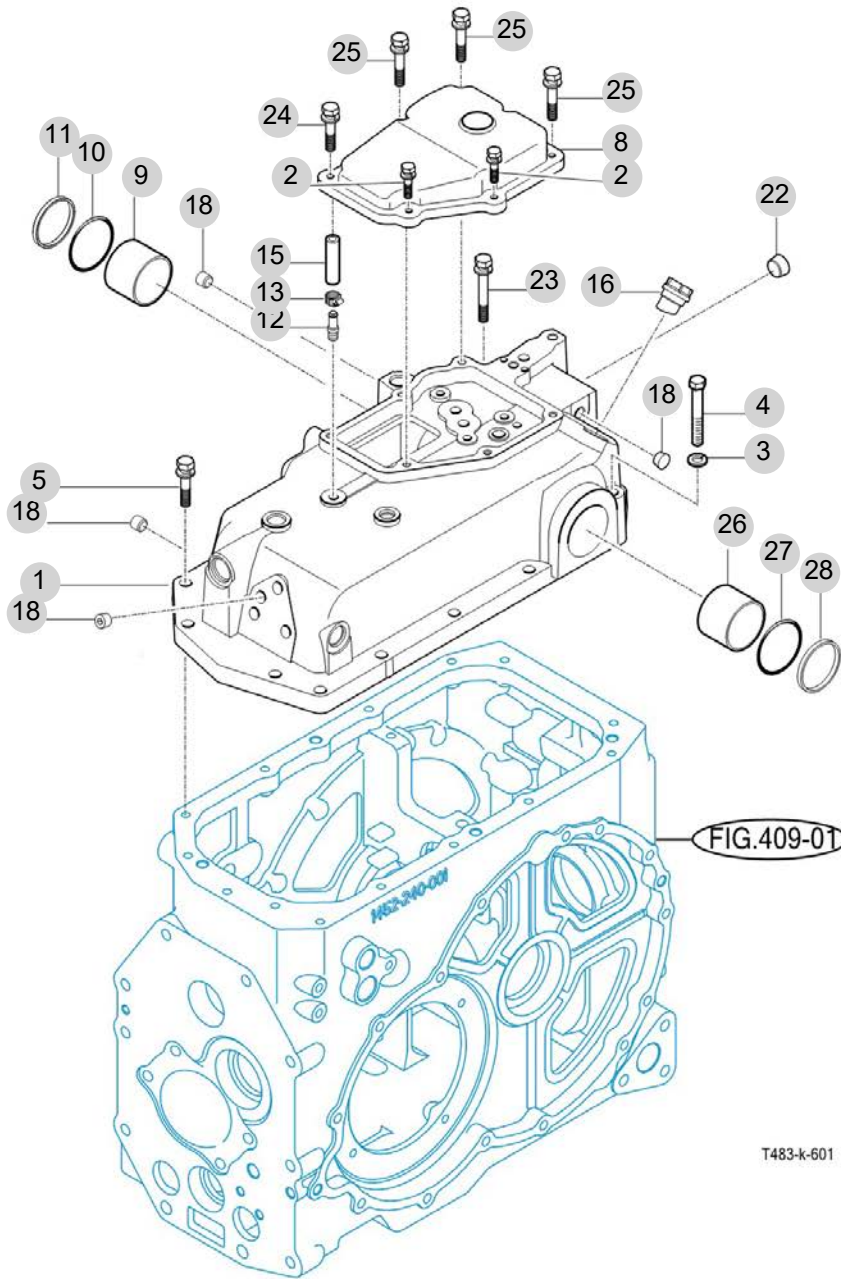
FIG 601

T555NCGBC

CYLINDER CASE

년/월  
Year/Month

2022-12



NOTE



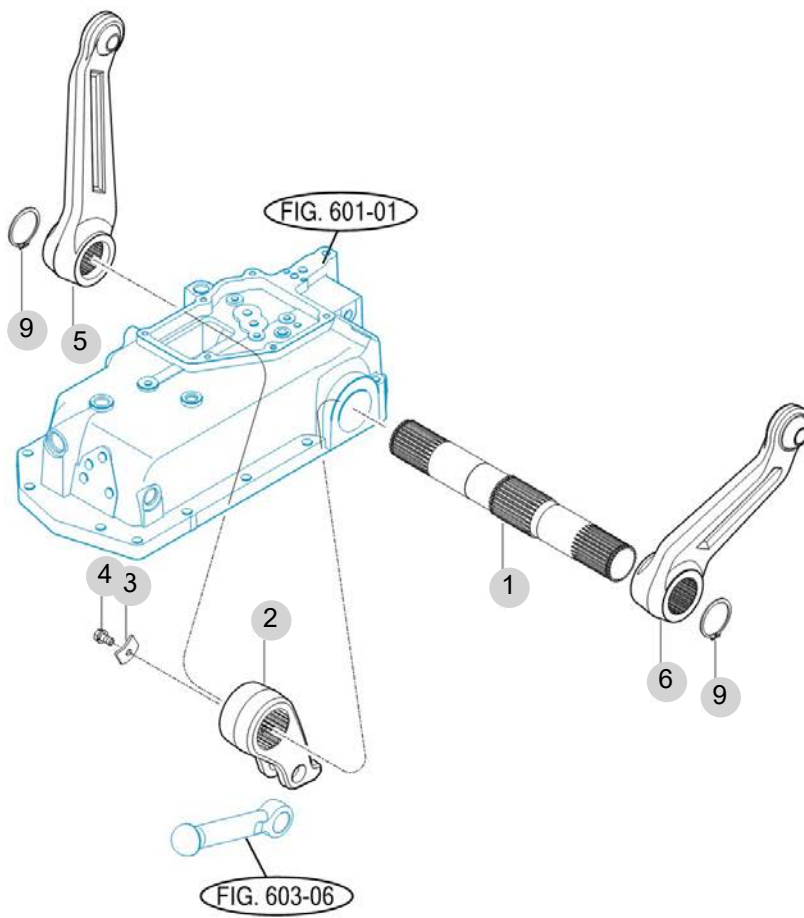
FIG 602

T555NCGBC

LIFT ARM

년/월  
Year/Month

2022-12



T483-K-602

NOTE





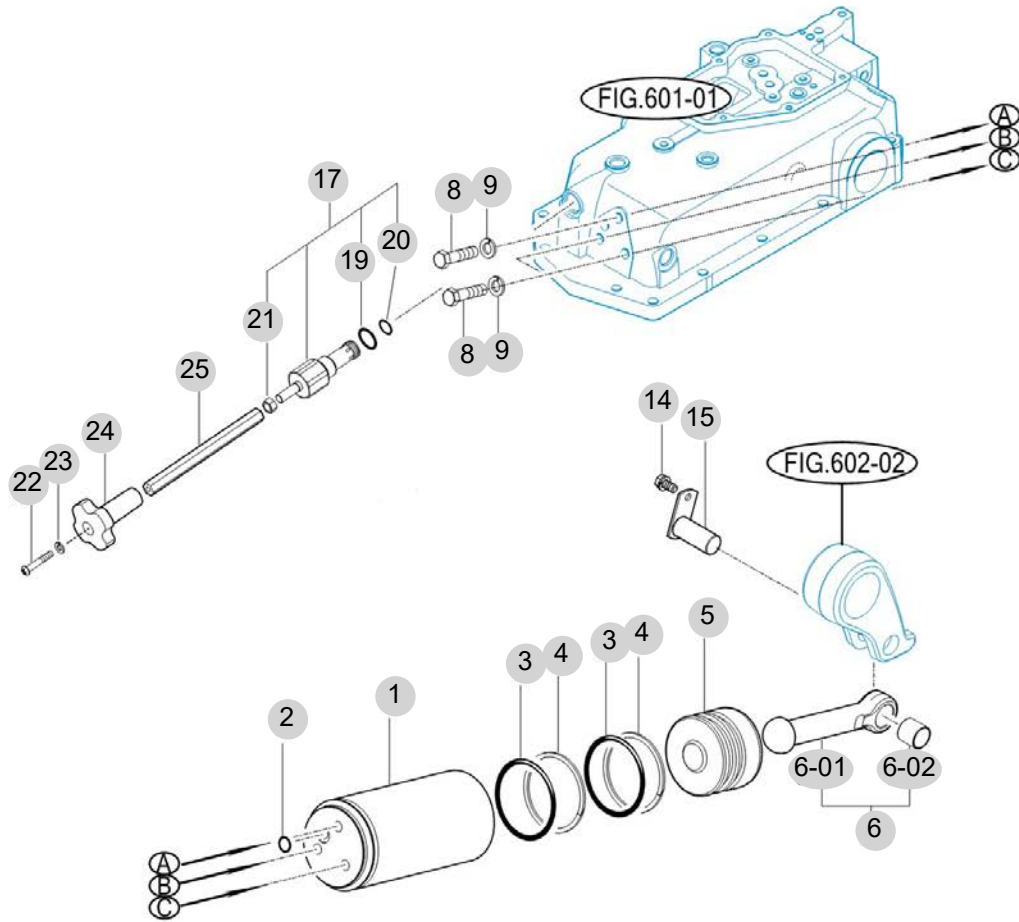
FIG 603

T555NCGBC

CYLINDER

년/월  
Year/Month

2022-12



T483-K-603

NOTE



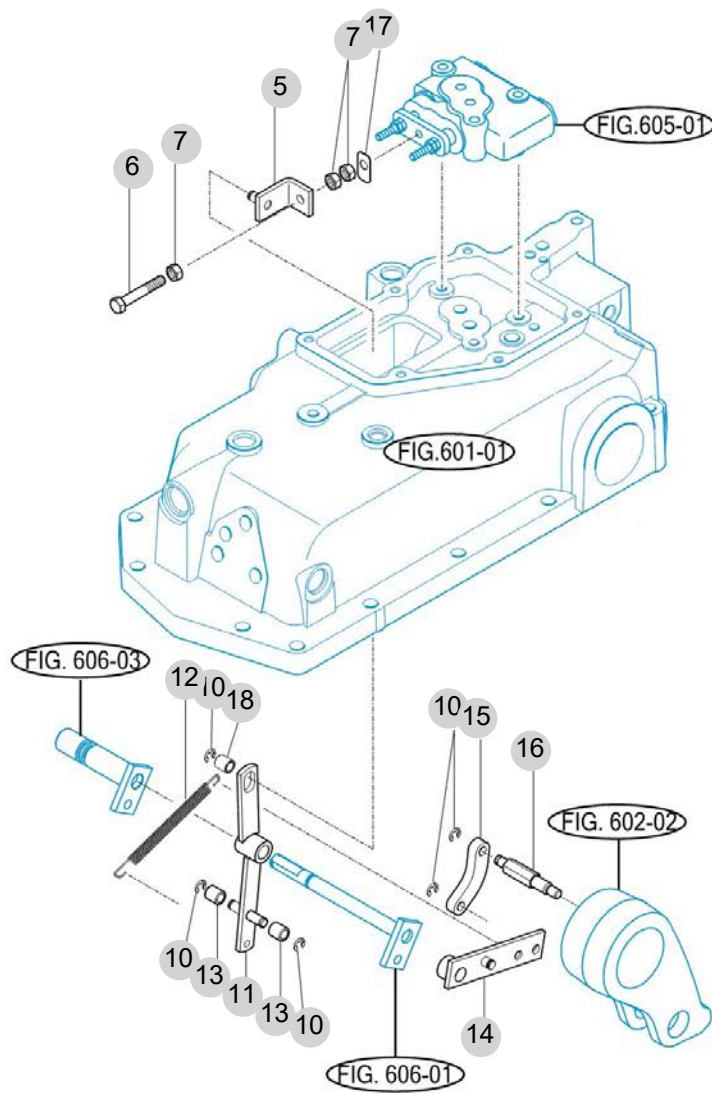
FIG 604

T555NCGBC

POSITION LINK

년/월  
Year/Month

2022-12



T483-K-604

NOTE



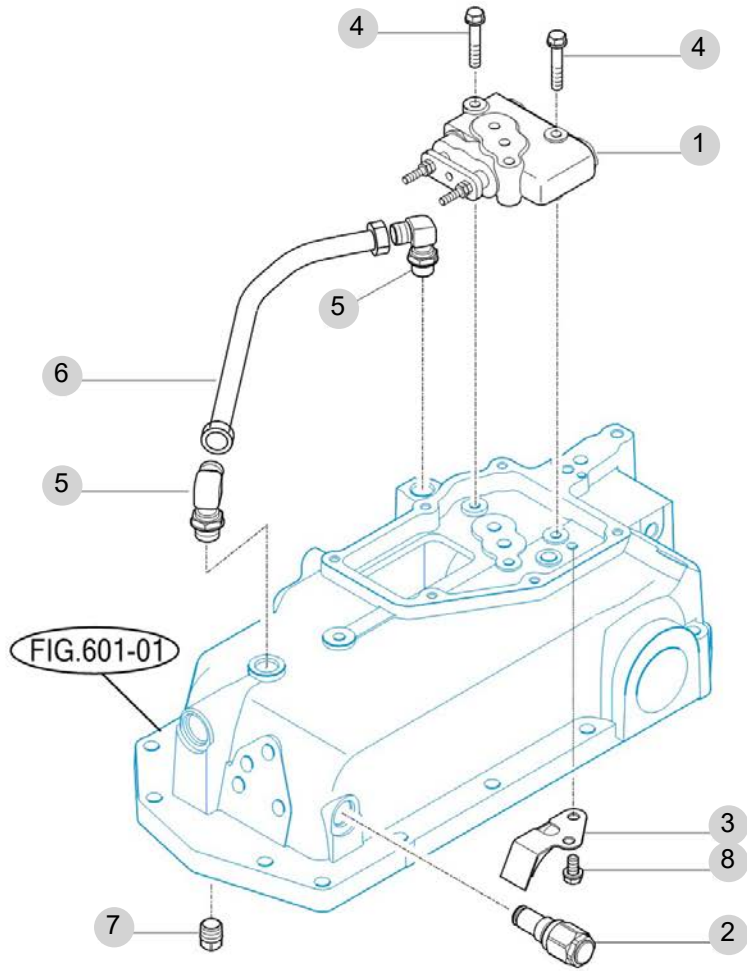
FIG 605

T555NCGBC

CONTROL VALVE

년/월  
Year/Month

2022-12



T483-K-605

NOTE



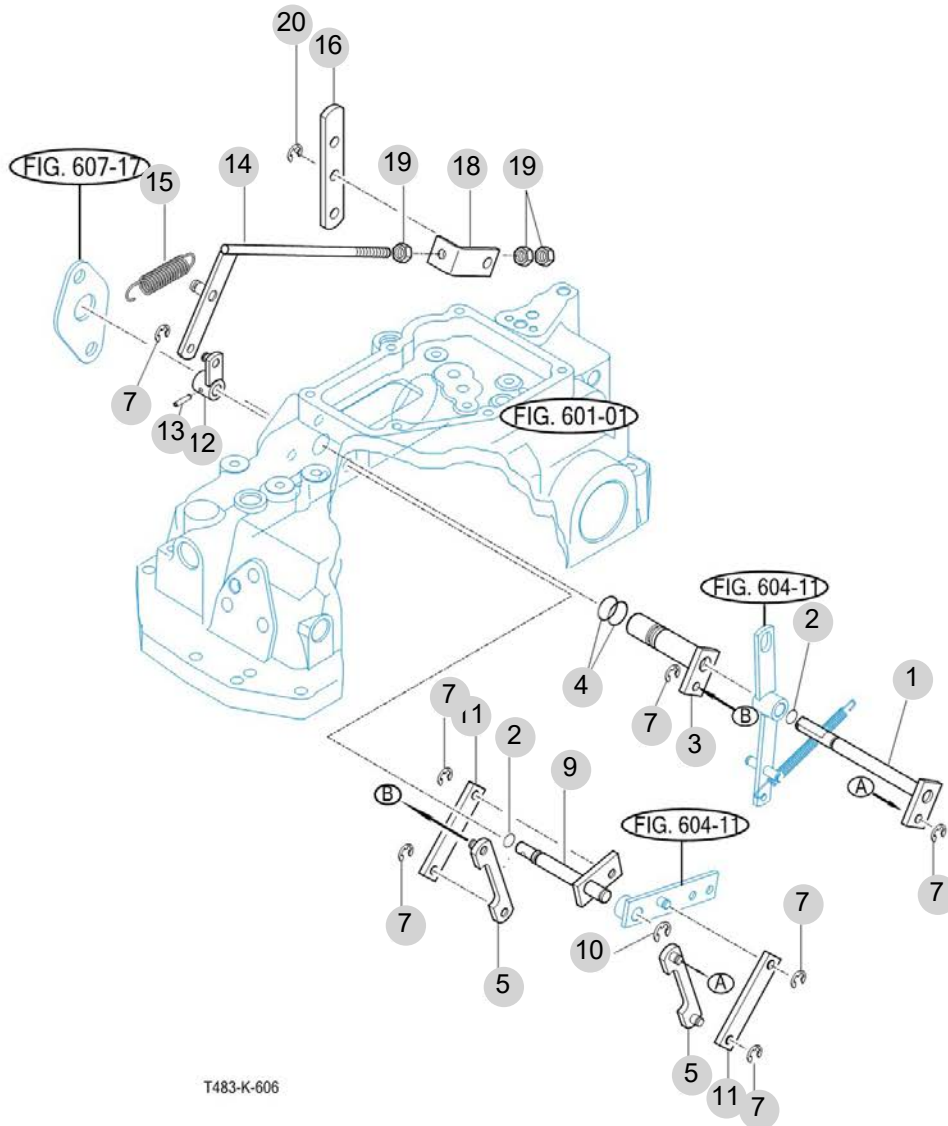
FIG 606

T555NCGBC

DRAFT LINK

년/월  
Year/Month

2022-12



NOTE





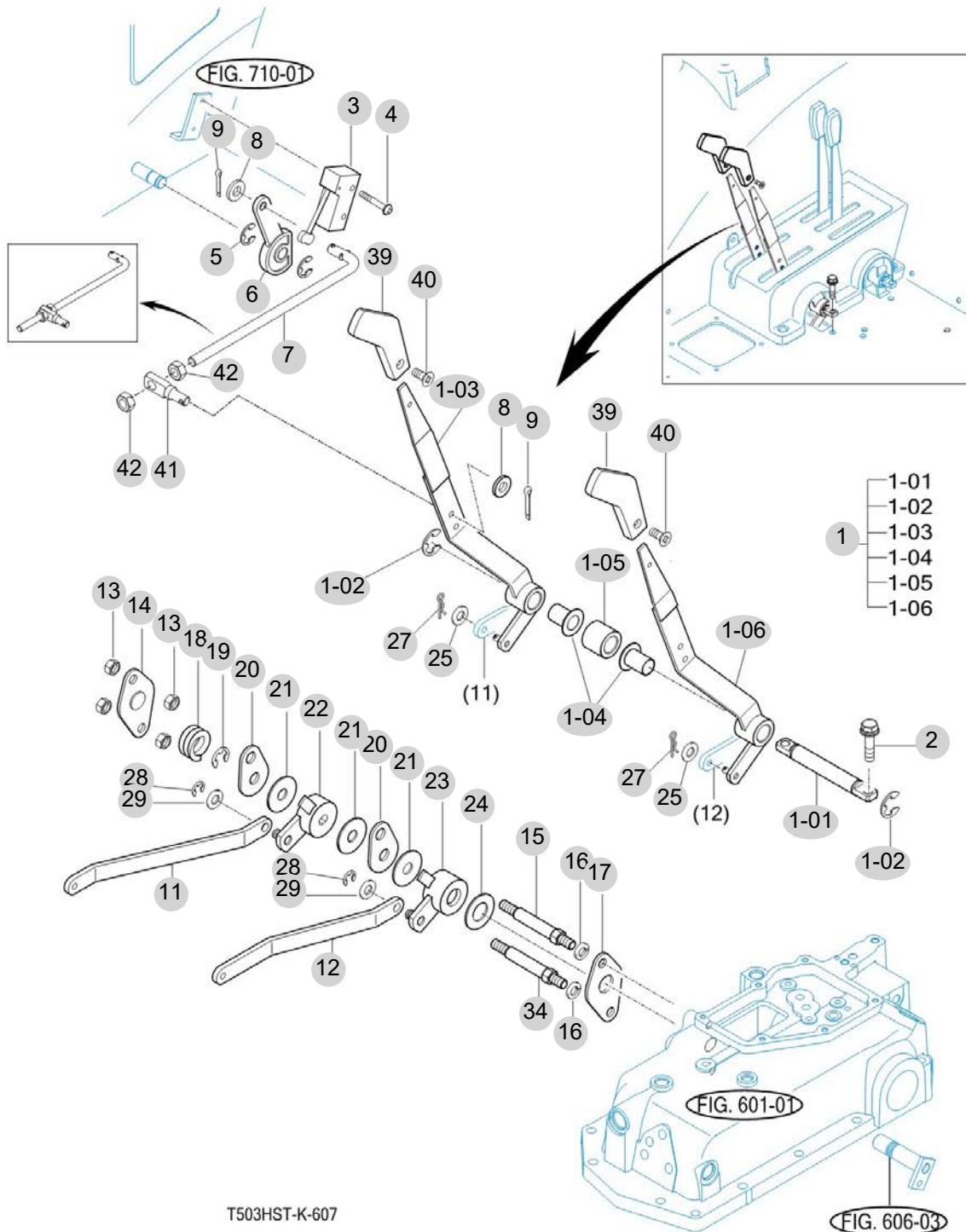
FIG 607

T555NCGBC

POSITION & DRAFT LEVER

년/월  
Year/Month

2022-12



NOTE



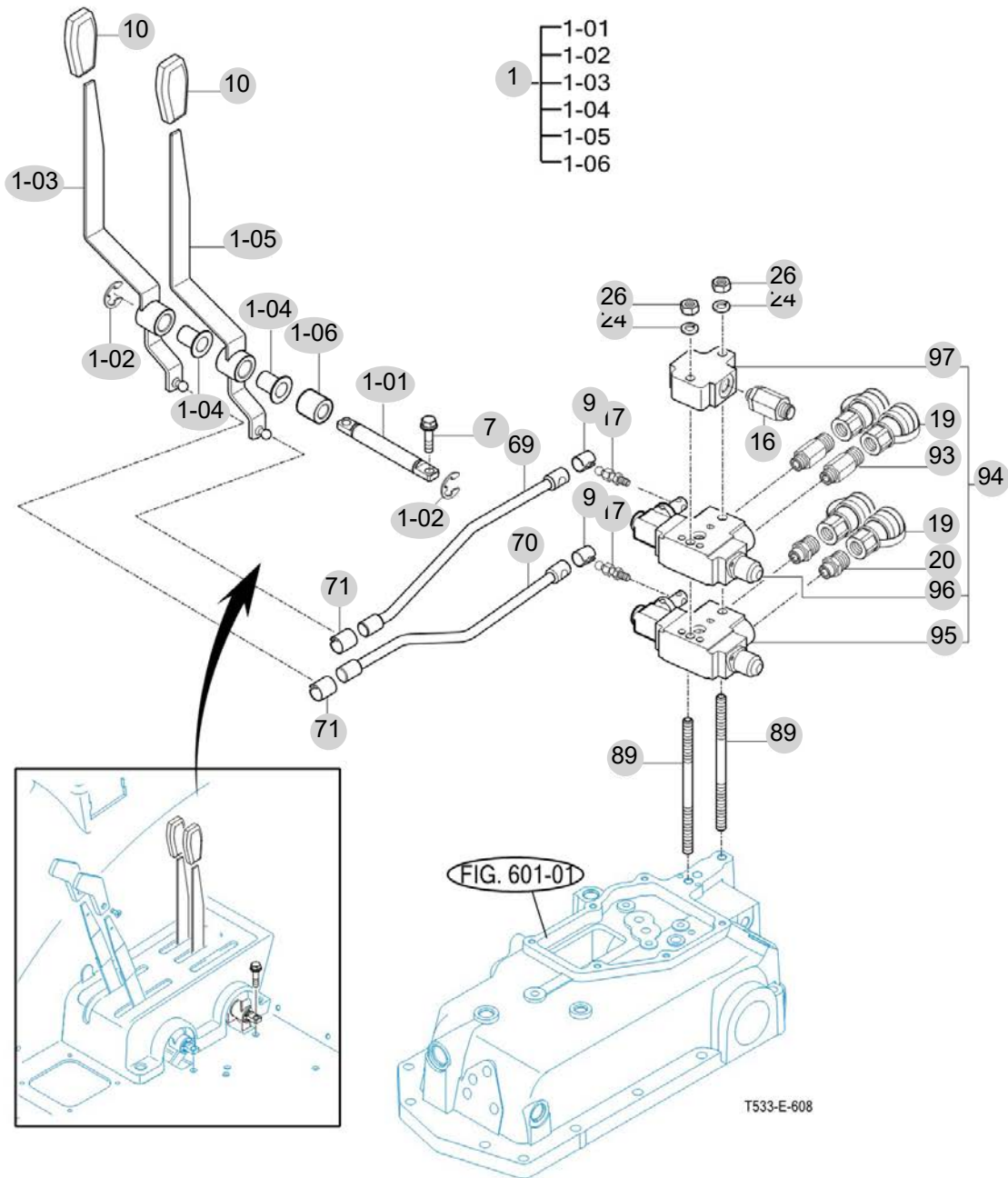
FIG 608

T555NCGBC

EXTERIOR HYD.VALVE

년/월  
Year/Month

2022-12



NOTE



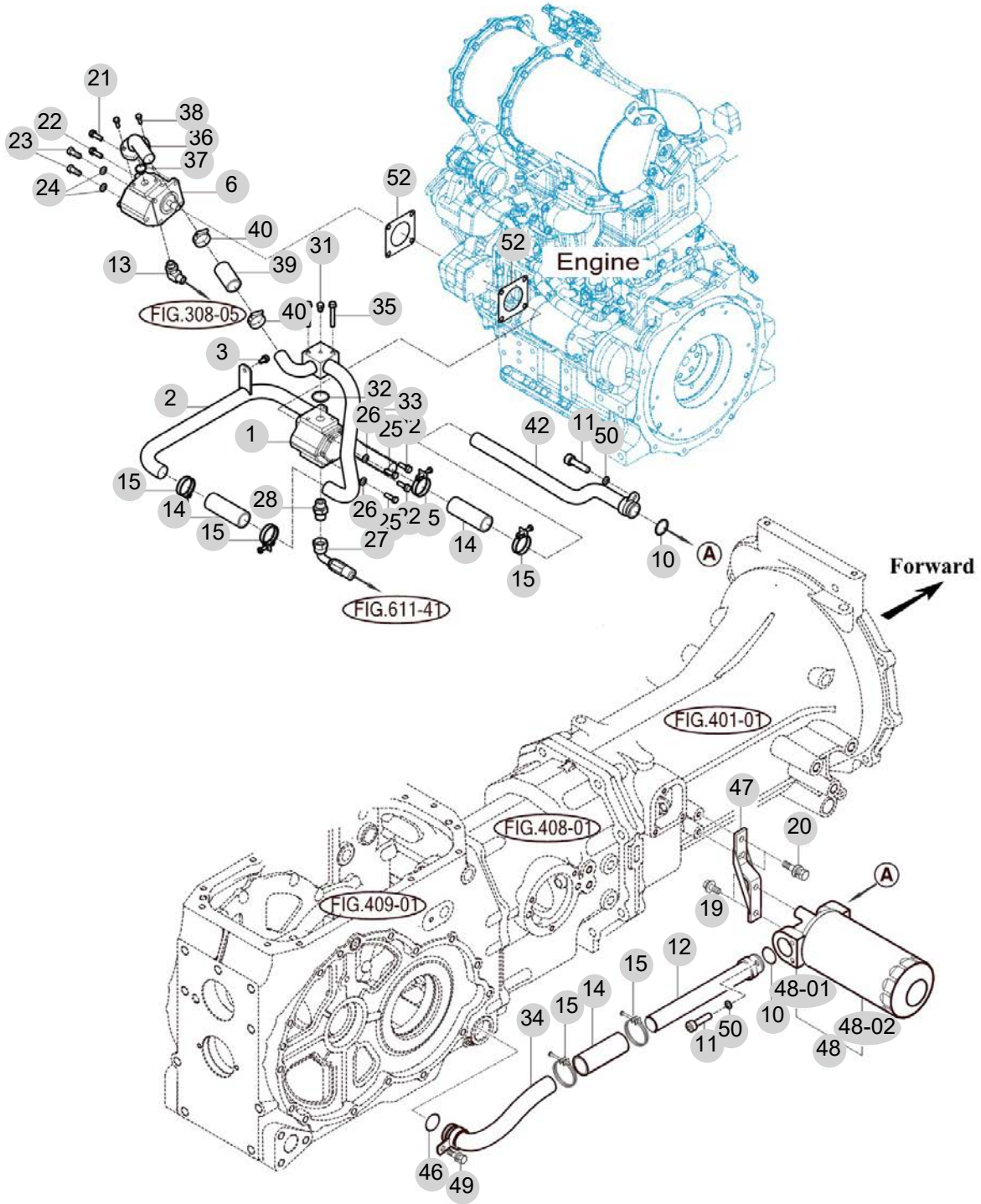
FIG 609

HYDRAULIC PIPE

년/월  
Year/Month

2022-12

T555NCGBC



NOTE

FIG 609 T555NCGBC		HYDRAULIC PIPE					년/월 Year/Month	
							2022-12	
KEY NO	PART NO	DESCRIPTION	SPEC	QTY	REPAIR	EFFECTIVE DATE	REMARKS	
609	1	15115100001	기어펌프(MAIN)ASSY			1		
609	2	17465152201GB	흡입 파이프 COMP (FR/RR)			1		
609	2	17465152202GB	흡입 파이프 COMP (FR/RR)			1		
609	3	V2173608016	소형육각볼트보통(S)			1		
609	6	15115200000	기어펌프(PS)ASSY			1		
609	10	V7211031030	O링(G)			2		
609	11	V2205408016	육각홀트	M8X16		2		
609	12	14525153401	파이프(석션/F)COMP			1		
609	12	14525153401PC	파이프(석션/F)COMP			1		
609	12	14525153401	파이프(석션/F)COMP			1		
609	13	36313530021	어댑터(고압)			1		
609	14	15605150031	호스(100)			3		
609	15	18027090400	밴드 클램프 40 홀식	D=40		6		
609	19	V2183610025	소형육각볼트보통(SP)	M10X25		2		
609	20	V2183608020	소형육각볼트보통(SP)	M8X20		2		
609	21	V2173608040	소형육각볼트보통(S)	M8X40		1		
609	22	V2173608025	소형육각볼트보통(S)	M8X25		3		
609	23	V2013608110	소형육각볼트(보통)	M8X110		2		
609	24	V4011600080	스프링와셔	M8		2		
609	25	V2013608110	소형육각볼트(보통)	M8X110		2		
609	26	V4011600080	스프링와셔	M8		2		
609	27	14525152331	유압호스(1560)ASSY			1		
609	28	16582630620	콘넥터(PF1/2)			1		
609	31	13267060022	드레인플러그			1		
609	32	V7211031030	O링(G)			1		
609	33	17465153301GB	흡입 파이프 COMP (앞)			1		
609	33	17465153302GB	흡입 파이프 COMP (앞)			1		
609	33	17465153303GB	흡입 파이프 COMP (앞)			1		
609	34	14525162402PC	파이프(석션/RR)COMP			1		
609	34	14525162403	파이프(석션/RR)COMP			1		
609	35	V2173608055	소형육각볼트보통(S)	M8X55		2		
609	36	15155152901GB	파이프(석션/P)COMP			1		
609	37	V7201024018	O링(P)	P18		1		
609	38	V2113606020	육각볼트(S)	M6X20		2		
609	39	19955100010	호스(26X34X60)			1		
609	40	18027090400	밴드 클램프 40 홀식			2		
609	42	14525152101	파이프(석션/R/IN)COMP			1		
609	42	14525152102	파이프 COMP , 석션/R/IN			1		
609	42	14525152102PC	파이프 COMP , 석션/R/IN			1		
609	42	14525152103	파이프 COMP , 석션/R/IN			1		
609	46	V7211031030	O링(G)	G30		1		
609	47	14525150000GB	브래킷(오일필터)			1		
609	47	14525150000	브래킷(오일필터)			1		
609	47	14525150001	브래킷(오일필터)			1		
609	48	17975152010	필터헤드			1		
NOTE								





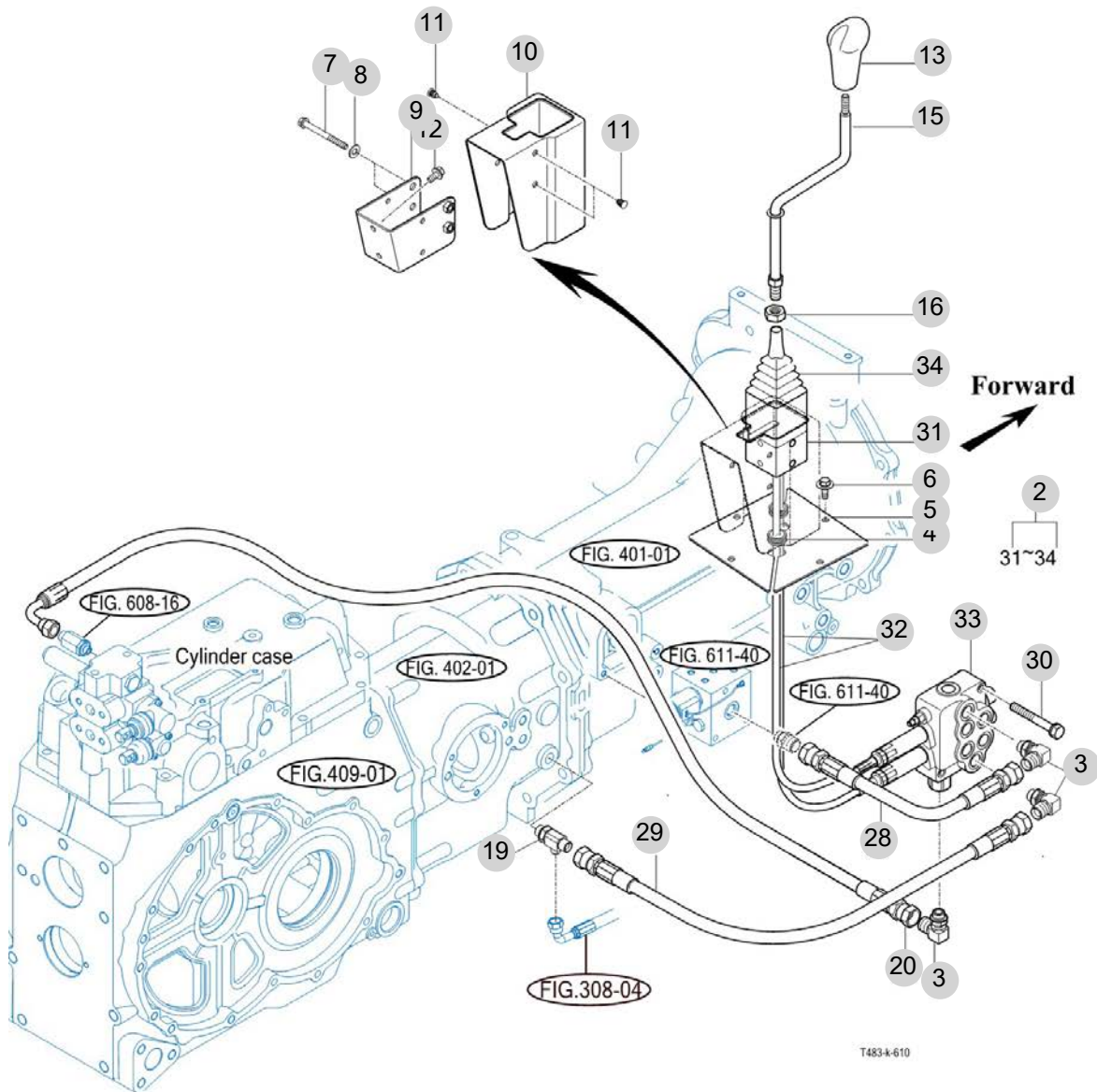
FIG 610

T555NCGBC

JOYSTICK

년/월  
Year/Month

2022-12



T483A-610

NOTE



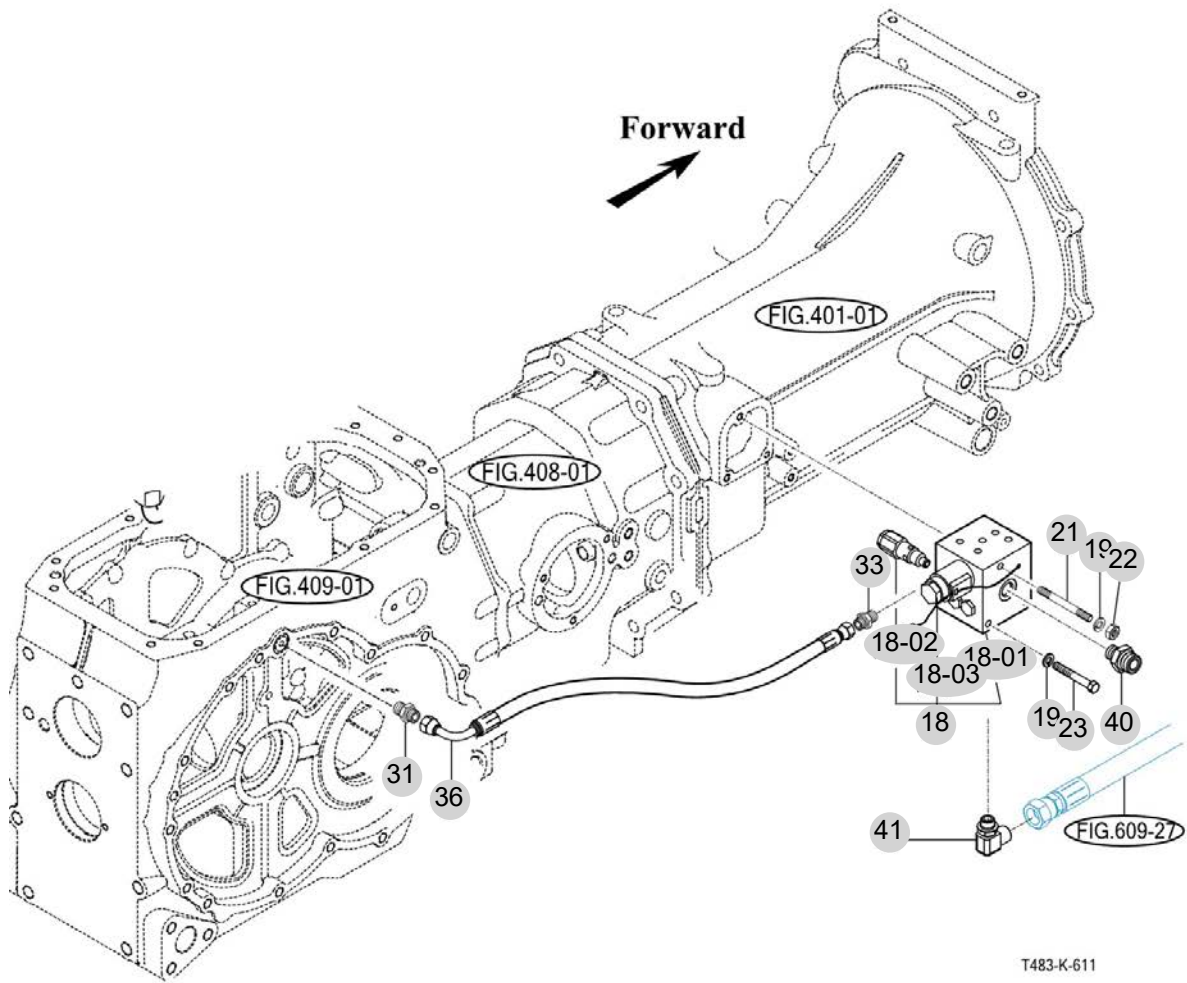
FIG 611

T555NCGBC

HYDRAULIC HOSE

년/월  
Year/Month

2022-12



NOTE



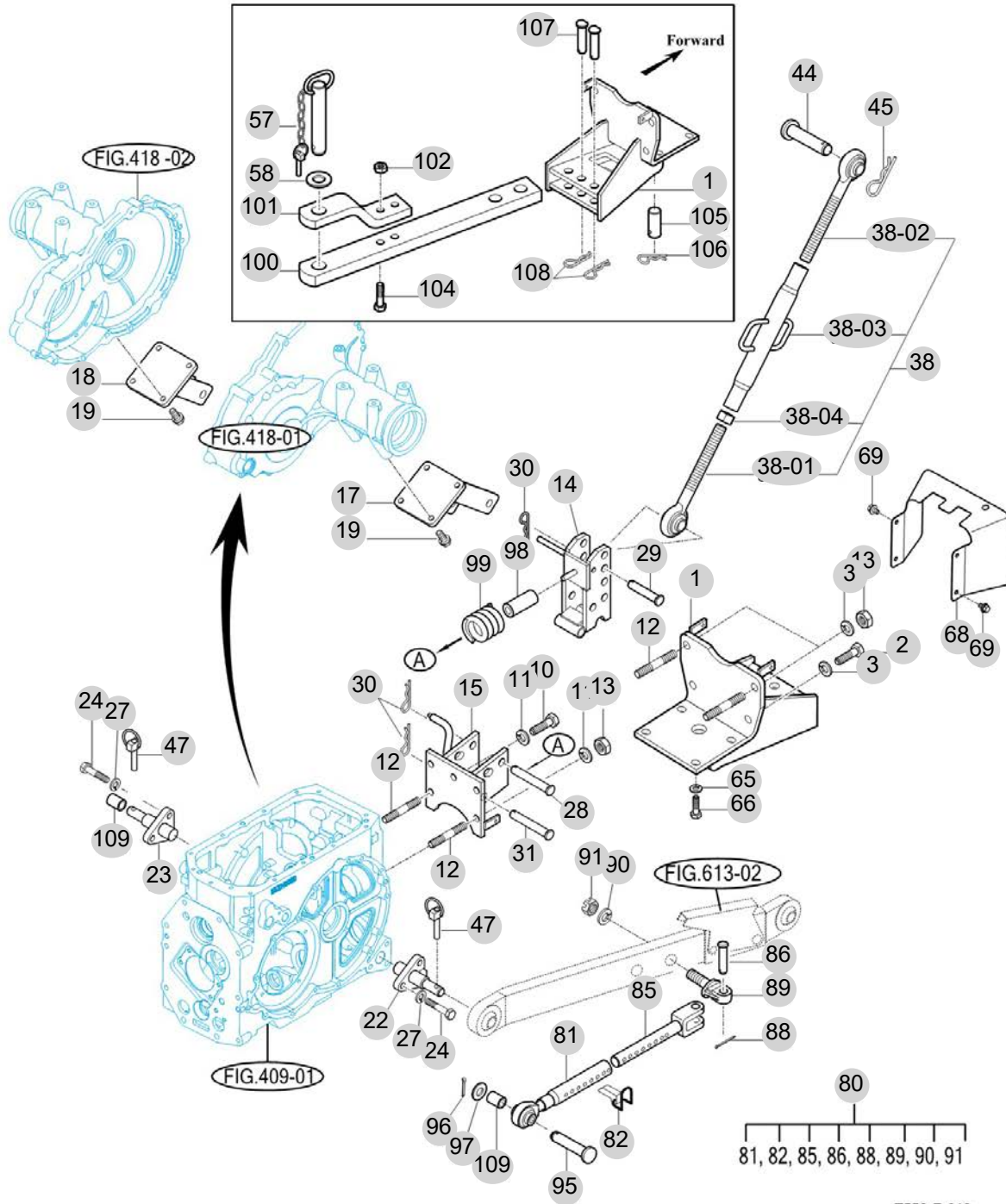
FIG 612

T555NCGBC

HITCH & 3-POINT LINK

년/월  
Year/Month

2022-12



T553-E-612

NOTE

FIG 612 T555NCGBC		HITCH & 3-POINT LINK					년/월 Year/Month	
							2022-12	
KEY NO	PART NO	DESCRIPTION	SPEC	QTY	REPAIR	EFFECTIVE DATE	REMARKS	
612	1	15175202001GB	브래킷COMP, 스윙 드로바		1			
612	1	15175202002GB	브래킷COMP, 스윙 드로바		1			
612	1	15175202003GB	브래킷COMP, 스윙 드로바		1			
612	2	V2013616035	소형육각볼트(보통)	M16X35	2			
612	3	V4011600160	스프링와셔	M16	4			
612	10	V2013616035	소형육각볼트(보통)	M16X35	3			
612	11	V4011600160	스프링와셔	M16	5			
612	12	V2513416035	스터드볼트2종	M16X35	4			
612	13	V3043600160	소형육각너트보통2종	M16	4			
612	14	16735222102GB	링크 COMP		1			
612	15	15185222000GB	브래킷 COMP		1			
612	17	14525254100GB	브래킷(후)COMP		1			
612	18	14525254100GB	브래킷(후)COMP		1			
612	19	V2173612030	소형육각볼트보통(S)	M12X30	8			
612	22	15685252204	핀(L) COMP		1			
612	23	15685252801	핀(R) COMP		1			
612	24	V2013614040	소형육각볼트(보통)	M14X40	6			
612	27	V4011600140	스프링와셔	M14	6			
612	28	15645250010	핀(19X122)		1			
612	29	15645220020	핀(19X95)		1			
612	30	14445140051	헤어핀(19)		3			
612	31	15645250010	핀(19X122)		1			
612	38	16505245501GB	톱링크ASSY		1			
612	38	16505245502GB	톱링크 ASSY		1			
612	38-01	16505245510	톱링크COMP(RH)		1			
612	38-02	16505245520	톱링크COMP(LH)		1			
612	38-03	14555140251	턴버클 조합(톱링크)		1			
612	38-04	16505245530	육각너트		1			
612	44	15645220011	핀(19X86)		1			
612	45	14445140051	헤어핀(19)		1			
612	47	14215020020	링크핀		2			
612	57	S0973063031	핀ASSY		1			
612	58	15252470010	쿠션고무		1			
612	65	V4011600140	스프링와셔	M14	4			
612	66	V2013614035	소형육각볼트(보통)	M14X35	4			
612	68	13605200012GB	커버(씰드)		1			
612	69	V2183608016	소형육각볼트보통(SP)		4			
612	80	15155253000GB	조정링크(완)ASSY		2			
612	81	15155253100	로드 SUB, FR		2			
612	82	17705254200	린치핀		2			
612	85	15155253300	로드 SUB, RR		2			
612	86	15155253400	핀, ø20X59		2			
612	88	V5001940035	분할핀	4.0X35	2			
612	89	15155253500	아이볼트		2			
612	90	V4111600220	평와셔	M22	2			
NOTE								



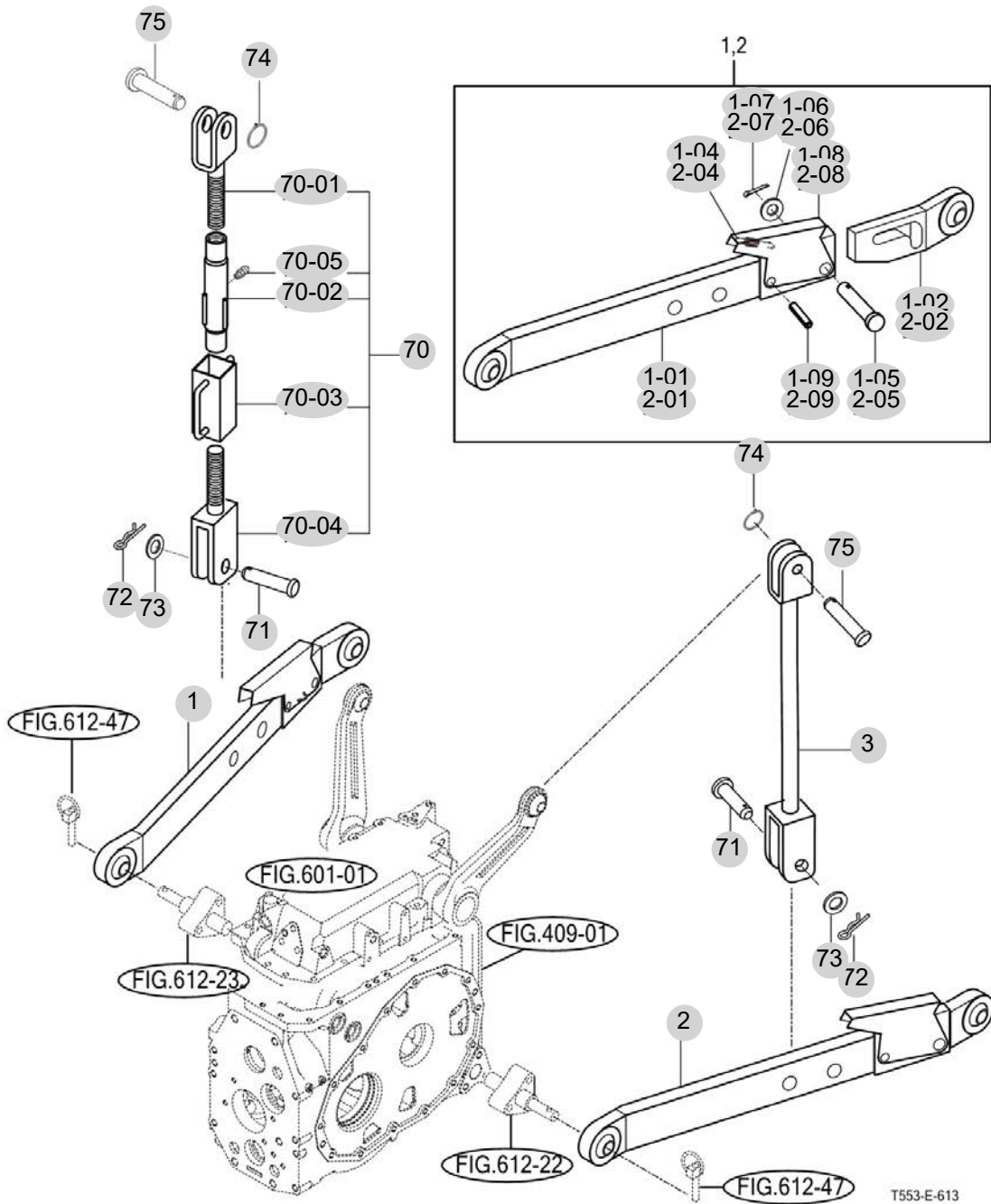
FIG 613

T555NCGBC

HITCH & 3-POINT LINK

년/월  
Year/Month

2022-12



NOTE





## 7. 시트메탈/캐빈 PART NO. T7

FIG 701 HOOD (1)	175
FIG 702 HOOD (2)	177
FIG 704B LEVER COVER & STEP-Non CAB	179
FIG 705 FRONT & REAR MOUNTING	181
FIG 706 SEAT & MAT	183
FIG 710B FRAME&2POLES ROPS-Non CAB	185
FIG 713B SUB FENDER&COVER-Non CAB	187
FIG 714B MIRROR&WORKING LAMP-Non CAB	189
FIG 718 CABIN INTERIOR	191

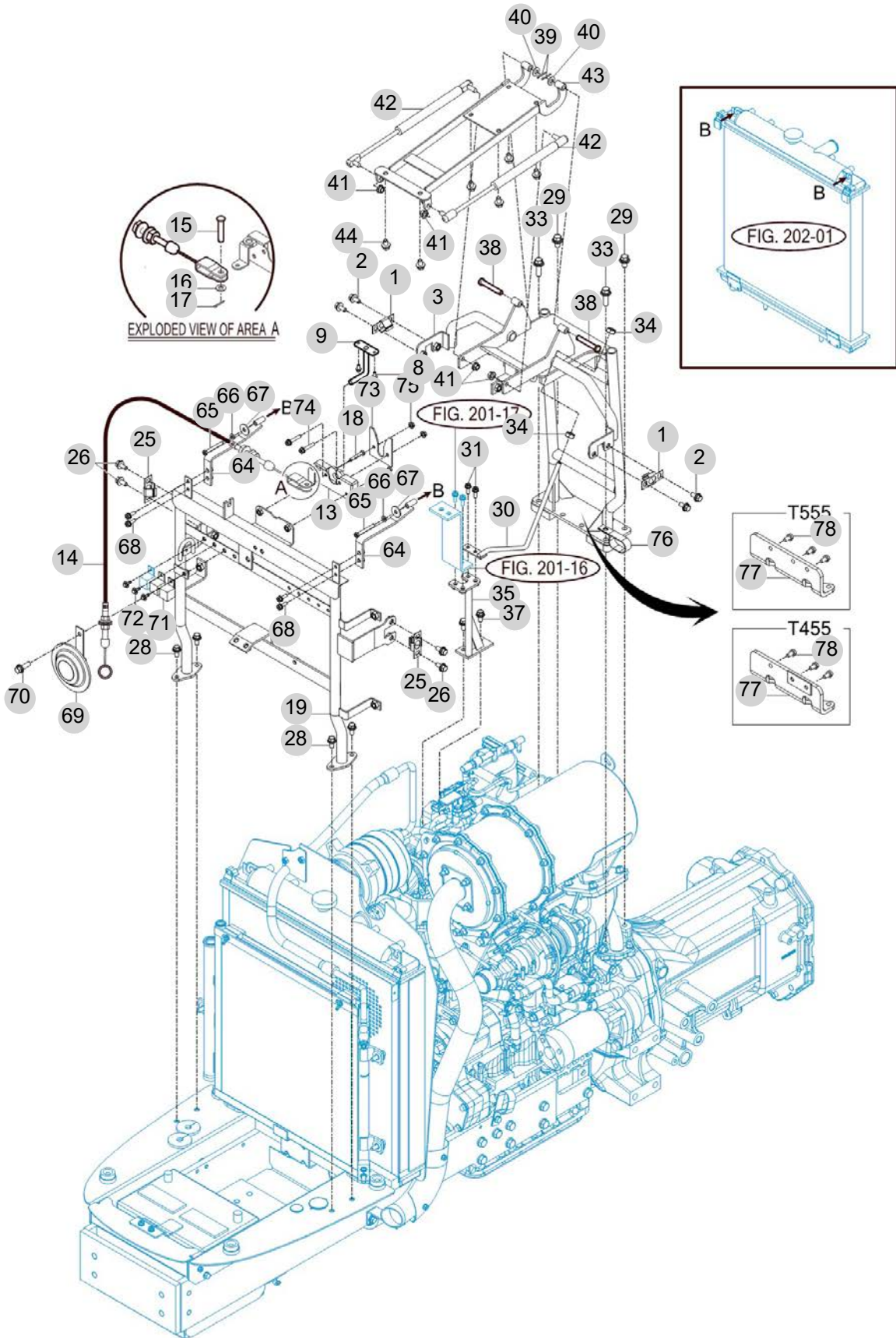
FIG 701

T555NCGBC

HOOD (1)

년/월  
Year/Month

2022-12



NOTE

FIG 701		HOOD (1)						년/월 Year/Month
T555NCGBC								2022-12
KEY NO	PART NO	DESCRIPTION	SPEC	QTY	REPAIR	EFFECTIVE DATE	REMARKS	
701	1	17686013502	고정스프링					
701	2	V2183608020	소형육각볼트보통(SP)	M8X20	4			
701	3	17466052000GB	프레임(후드/서포트)COMP		1			
701	8	V2183608016	소형육각볼트보통(SP)	M8X16	2			
701	9	17466022100	브래킷 COMP , 후드 록		1			
701	13	17686020600	잠금장치(후드)COMP		1			
701	14	12146020650	후드 케이블ASSY		1			
701	15	15601160083	핀 (06X16)		1			
701	16	V4111600060	평와셔	M6	1			
701	17	V5001920020	분할핀		1			
701	18	V2053606035	심자흡육각볼트	M6X35	2			
701	19	17466011001GB	프레임(후드/프런트)COMP		1			
701	25	17686013502	고정스프링		2			
701	26	V2183608020	소형육각볼트보통(SP)	M8X20	4			
701	28	V2183608020	소형육각볼트보통(SP)	M8X20	4			
701	29	V2183610020	소형육각볼트보통(SP)	M10X20	2			
701	30	17463282200	로드 COMP		1			
701	31	V2123606020	육각볼트(SP)	M6X20	2			
701	33	V2174610050	소형육각볼트보통(S)	M10X50	2			
701	34	V3013600100	육각너트보통2종	M10	2			
701	35	17466052300GB	서포트 COMP		1			
701	37	V2183608020	소형육각볼트보통(SP)	M8X20	2			
701	38	16996024552	두부핀		2			
701	39	V5001920020	분할핀		2			
701	40	V4111600080	평와셔	M8	2			
701	41	V3802600080	플랜지볼이육각너트	M8	4			
701	42	19957022201	댐퍼(후드)ASSY_35kg		2			
701	43	19956054600GB	후드 OPEN 브래킷 COMP		1			
701	44	V2183608016	소형육각볼트보통(SP)	M8X16	6			
701	64	17466012101GB	라디에이터 고정브래킷COMP		2			
701	65	V2053606050	심자흡육각볼트	M6X50	2			
701	66	V4011600060	스프링와셔	M6	2			
701	67	35602010150	결속축와셔		2			
701	68	V2123606020	육각볼트(SP)	M6X20	4			
701	69	13266212003	흔		1			
701	70	V2113606012	육각볼트(S)	M6X12	1			
701	71	17686641110	예열릴레이		2			
701	72	V2193606016	육각볼트(SPL)	M6X16	3			
701	73	17406014300	후드핀 가이드		1			
701	74	V2123606035	육각볼트(SP)	M6X35	2			
701	75	V3802600060	플랜지볼이육각너트		2			
701	76	14441010161	라디에이터호스클램프		1			
701	77	14137001200GB	하우징 서포터 COMP		1			
701	78	V2173608030	소형육각볼트보통(S)	M8X30	3			
NOTE								

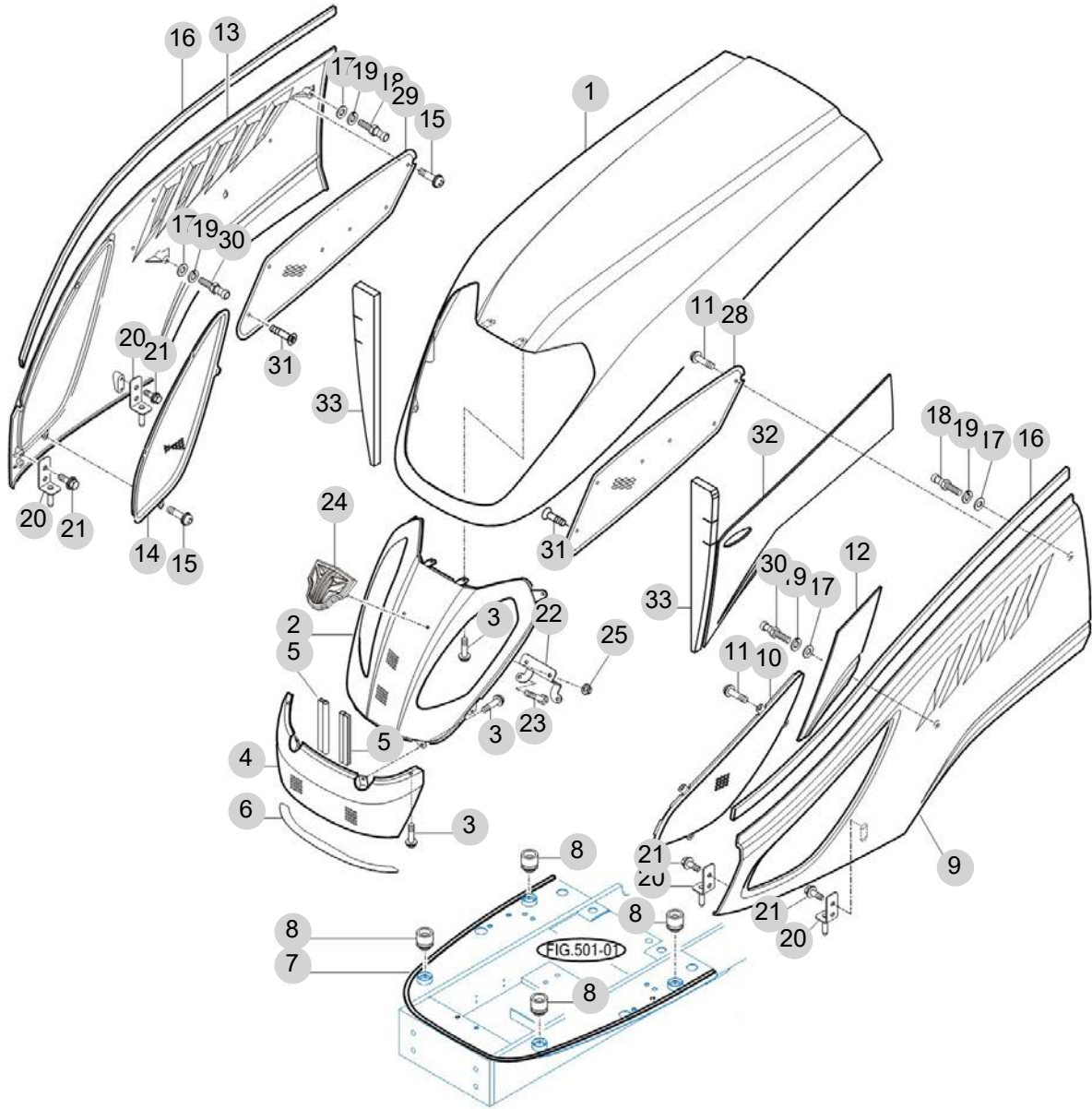
FIG 702

T555NCGBC

HOOD (2)

년/월  
Year/Month

2022-12



T554/454-E-702

NOTE



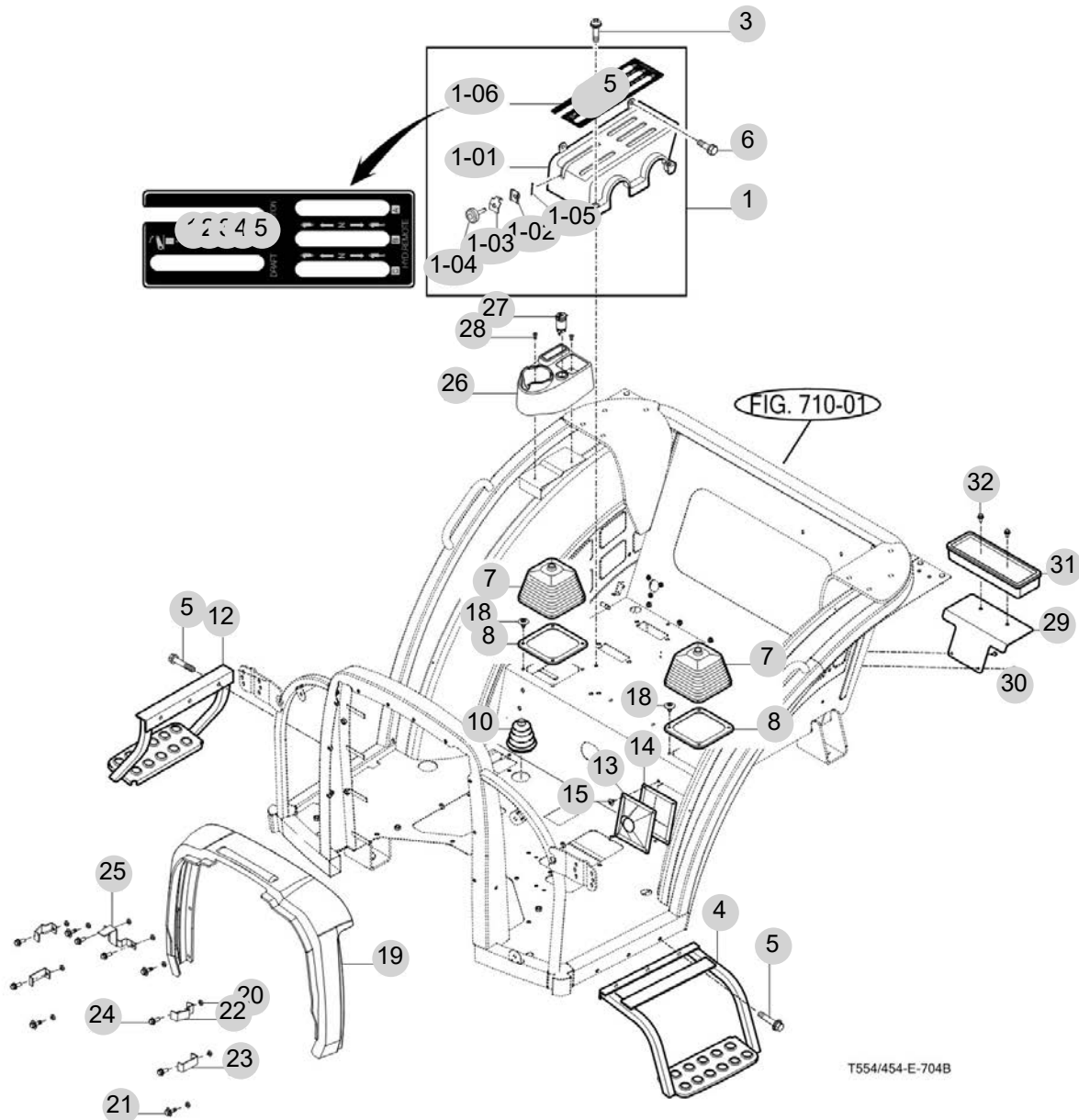
FIG 704B

T555NCGBC

LEVER COVER & STEP-Non CAB

년/월  
Year/Month

2022-12



NOTE

<b>FIG 704B</b>  T555NCGBC	<b>LEVER COVER &amp; STEP-Non CAB</b>	년/월 Year/Month
		2022-12

KEY NO	PART NO	DESCRIPTION	SPEC	QTY	REPAIR	EFFECTIVE DATE	REMARKS
704B	1	14527095400	레버 커버 SUB				
704B	1-01	14527095411	커버,레버	1			
704B	1-01	14527095412	커버,레버	1			
704B	1-02	14527095501	플레이트 조합	1			
704B	1-03	14526092010	플레이트	1			
704B	1-04	15186070020	볼트 (노브/M08X31)	1			
704B	1-05	V5001920020	분할핀	1			
704B	1-06	14527095421	라벨,포지션	1			
704B	1-06	14527095422	라벨,포지션	1			
704B	3	V1227006020	심자흡냄비작은나사(SP)		M6X20	2	
704B	4	14526062601SR	스텝 COMP , LH	2			
704B	4	14526062601GB	스텝(LH)COMP	2			
704B	4	14526062601GB	스텝(LH)COMP	1			
704B	5	V2173610065	소형육각볼트보통(S)	6			
704B	5	V2183610060	소형육각볼트보통(SP)		M10X60	6	
704B	6	V2103606020	육각볼트(P)	2			
704B	7	14527071640	부츠(시프터)	2			
704B	8	14527071650	커버(부츠)	2			
704B	10	16991160011	액셀페달부츠	1			
704B	12	14526062700SR	스텝 COMP , RH	1			
704B	12	14526062700GB	스텝(RH)COMP	1			
704B	13	15187071642	부츠(핸드브레이크)	1			
704B	14	14527071650	커버(부츠)	1			
704B	15	14526040030	리벳 SET(Φ6/흑)	4			
704B	18	14526040030	리벳 SET(Φ6/흑)	8			
704B	19	17477071130	연장커버(NC)	1			
704B	20	14527071120	칼라	10			
704B	21	V2193606020	육각볼트(SPL)		M6X20	4	
704B	22	14527071330	브래킷, 연장커버/하	2			
704B	23	17467071340	브래킷, 하/연장커버	2			
704B	24	17467071200	브래킷 COMP, 상/연장커버	2			
704B	25	V2123606020	육각볼트(SP)		M6X20	6	
704B	26	10556082120NG	컵홀더, B	1			
704B	27	10037018500	파워소켓ASSY	1			
704B	28	V1122605012	심자흡접시작은나사	2			
704B	29	11377011100GB	공구박스 브래킷 COMP	1			
704B	30	V2183606016	소형육각볼트보통(SP)		M6X16	2	
704B	31	14136081181	공구통	1			
704B	32	V2183608020	소형육각볼트보통(SP)		M8X20	2	

NOTE



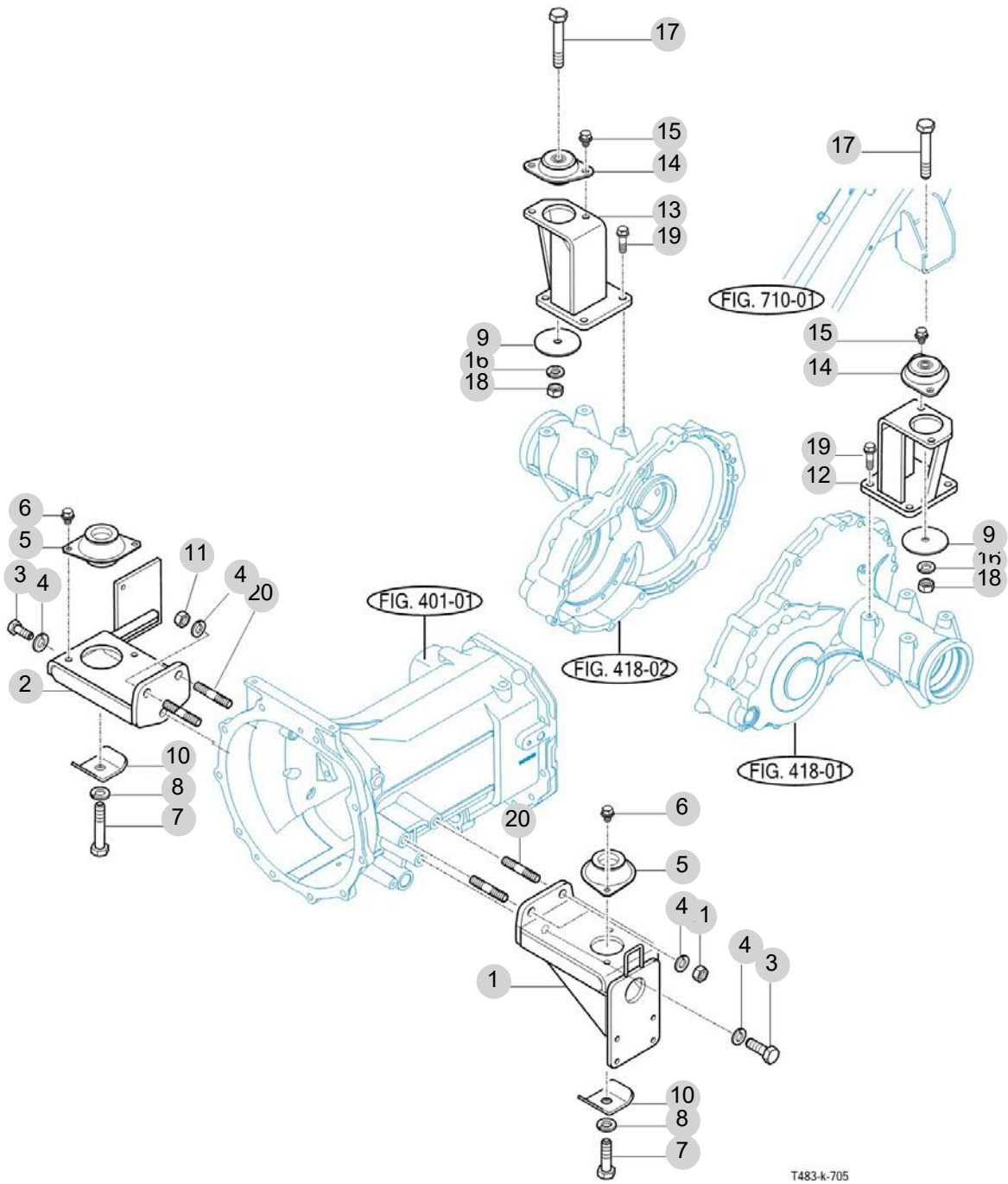
FIG 705

T555NCGBC

FRONT & REAR MOUNTING

년/월  
Year/Month

2022-12



T483-k-705

NOTE



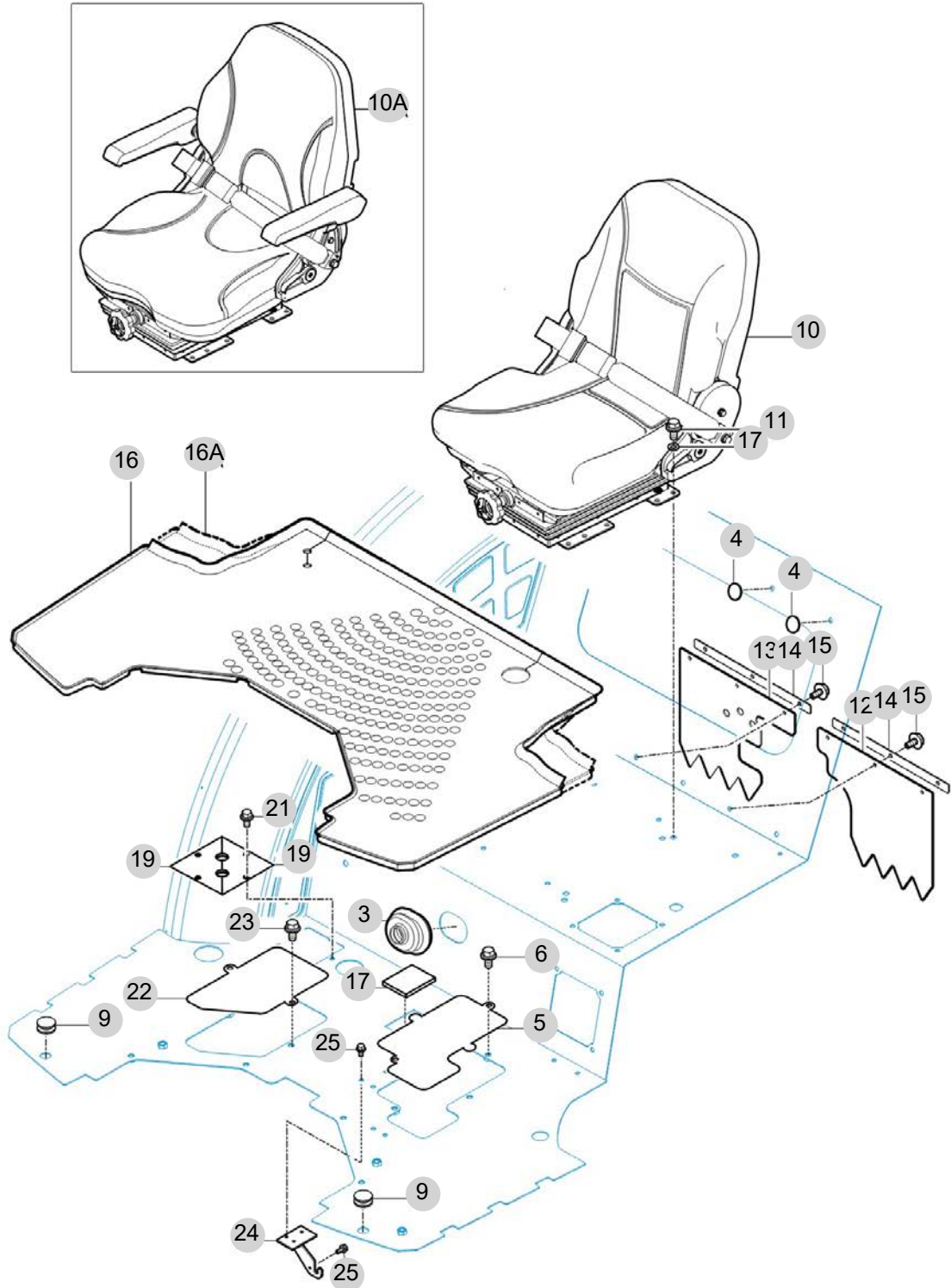
FIG 706

SEAT & MAT

년/월  
Year/Month

2022-12

T555NCGBC



NOTE



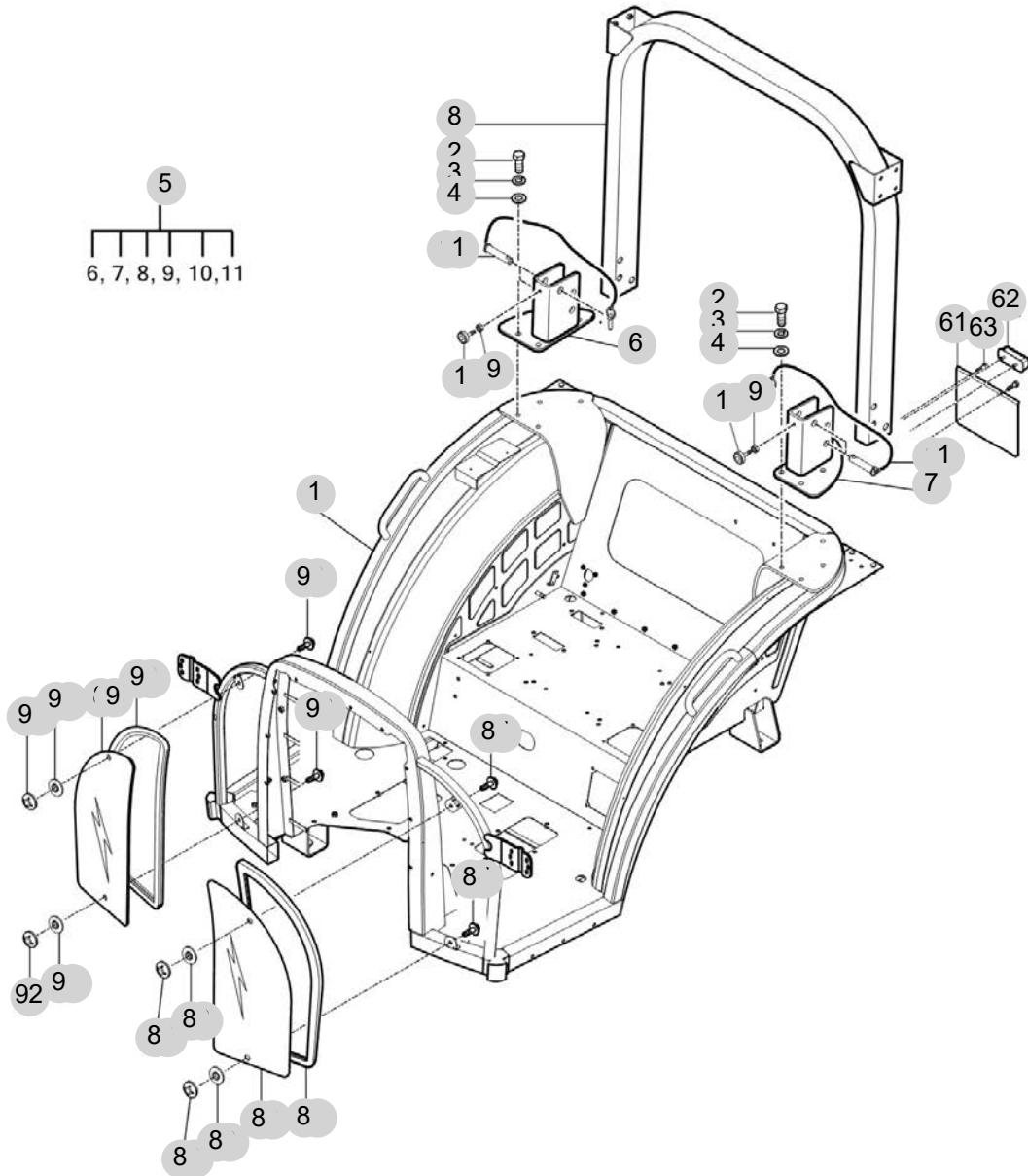
FIG 710B

T555NCGBC

FRAME&2POLES ROPS-Non CAB

년/월  
Year/Month

2022-12



NOTE



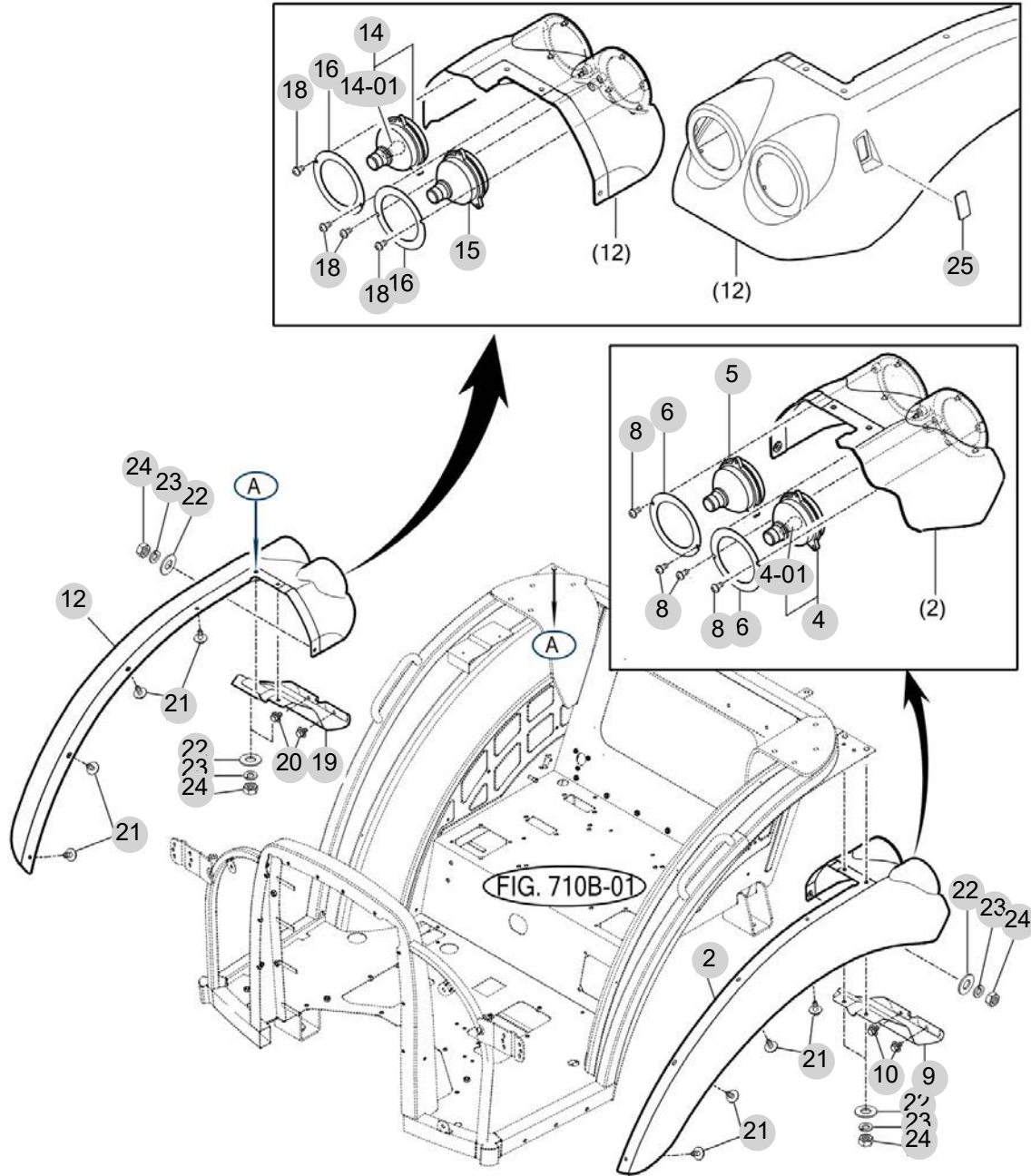
FIG 713B

T555NCGBC

SUB FENDER&COVER-Non CAB

년/월  
Year/Month

2022-12



T553-E-713B

NOTE





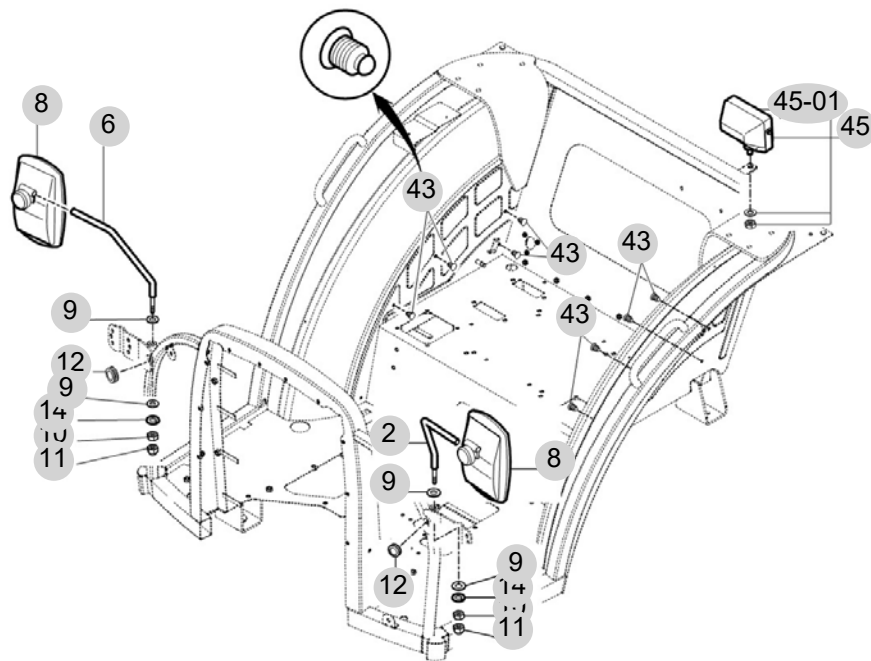
FIG 714B

T555NCGBC

MIRROR&WORKING LAMP-Non CAB

년/월  
Year/Month

2022-12



NOTE



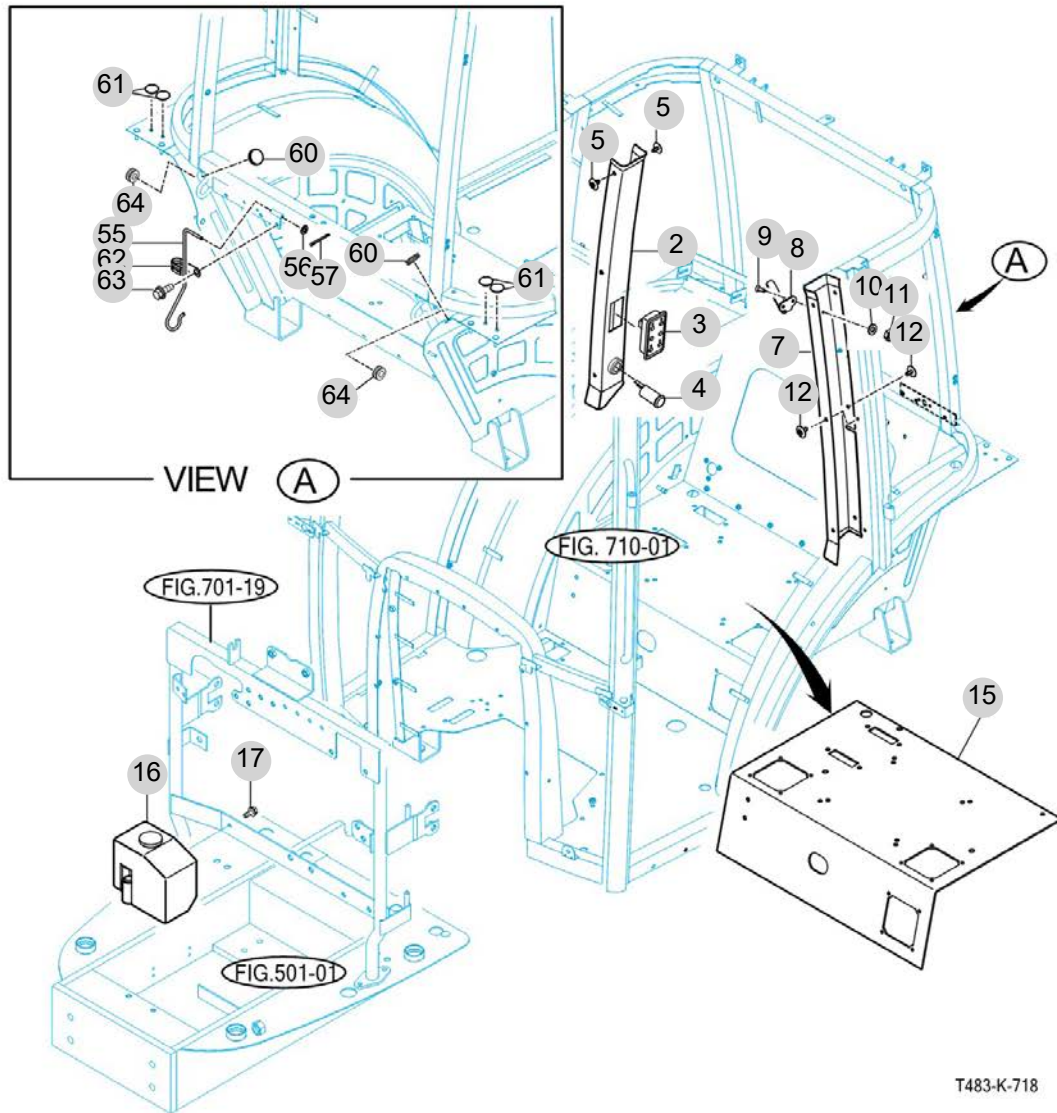
FIG 718

CABIN INTERIOR

년/월  
Year/Month

T555NCGBC

2022-12



T483-K-718

NOTE



## 8. 전장 PART NO. T8

FIG 801 BATTERY MOUNTING	194
FIG 802 LIGHT & BACK LAMP	196
FIG 803 INSTRUMENT PANEL	198
FIG 804 ELECTRIC SYSTEM (1)	200
FIG 805B ELECTRIC SYSTEM (2)-Non CAB	202
FIG 806 ELECTRIC SYSTEM (3)	204

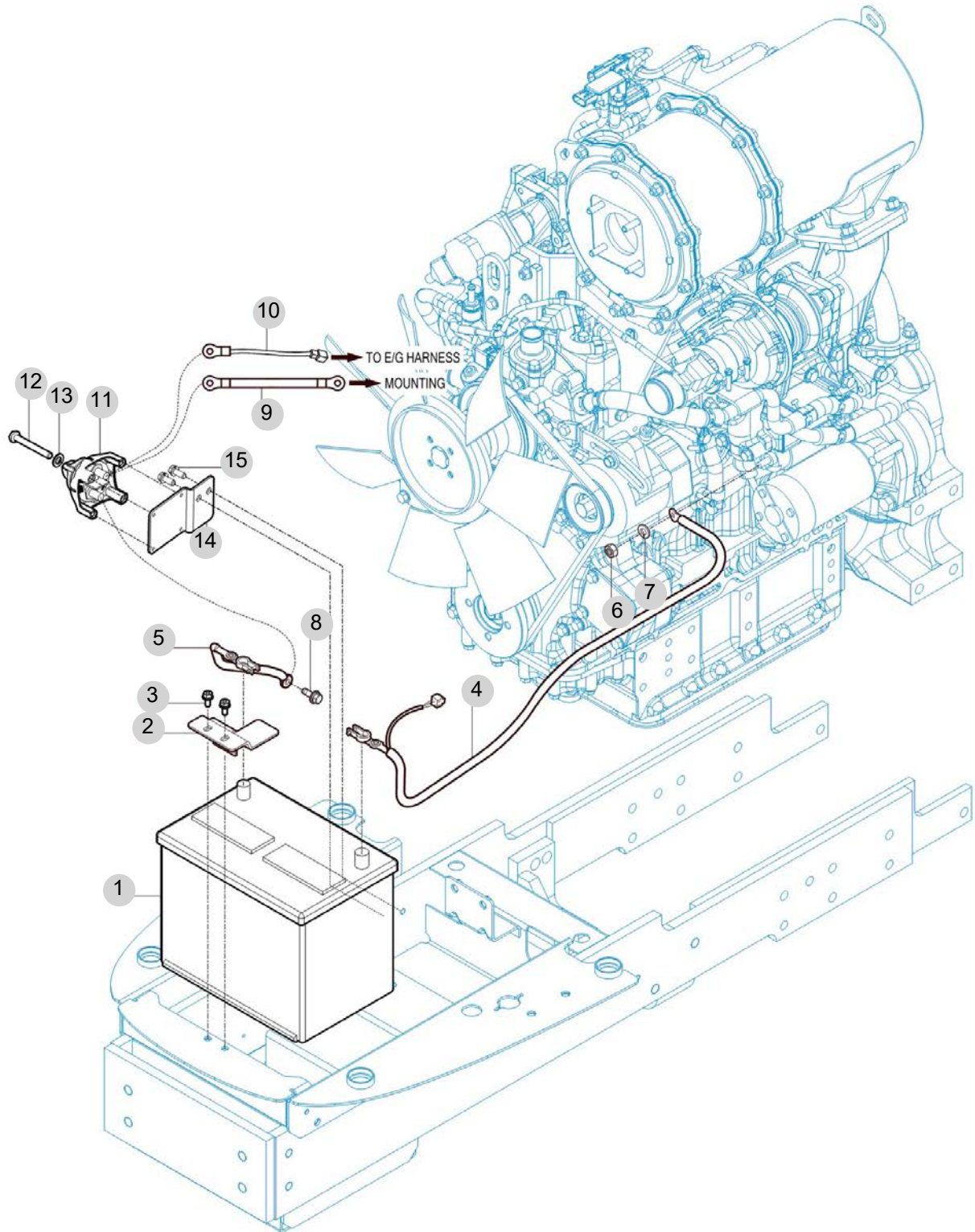
FIG 801

BATTERY MOUNTING

년/월  
Year/Month

2022-12

T555NCGBC



NOTE



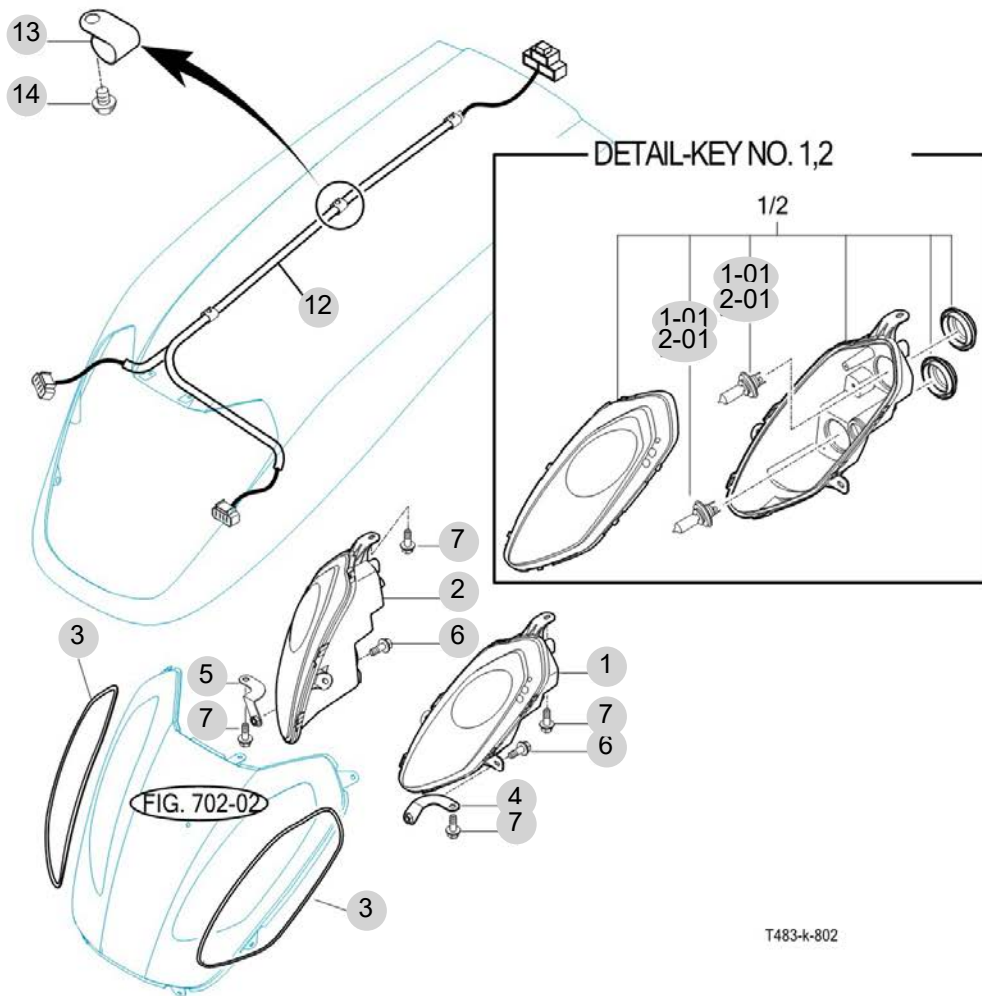
FIG 802

T555NCGBC

LIGHT & BACK LAMP

년/월  
Year/Month

2022-12



NOTE





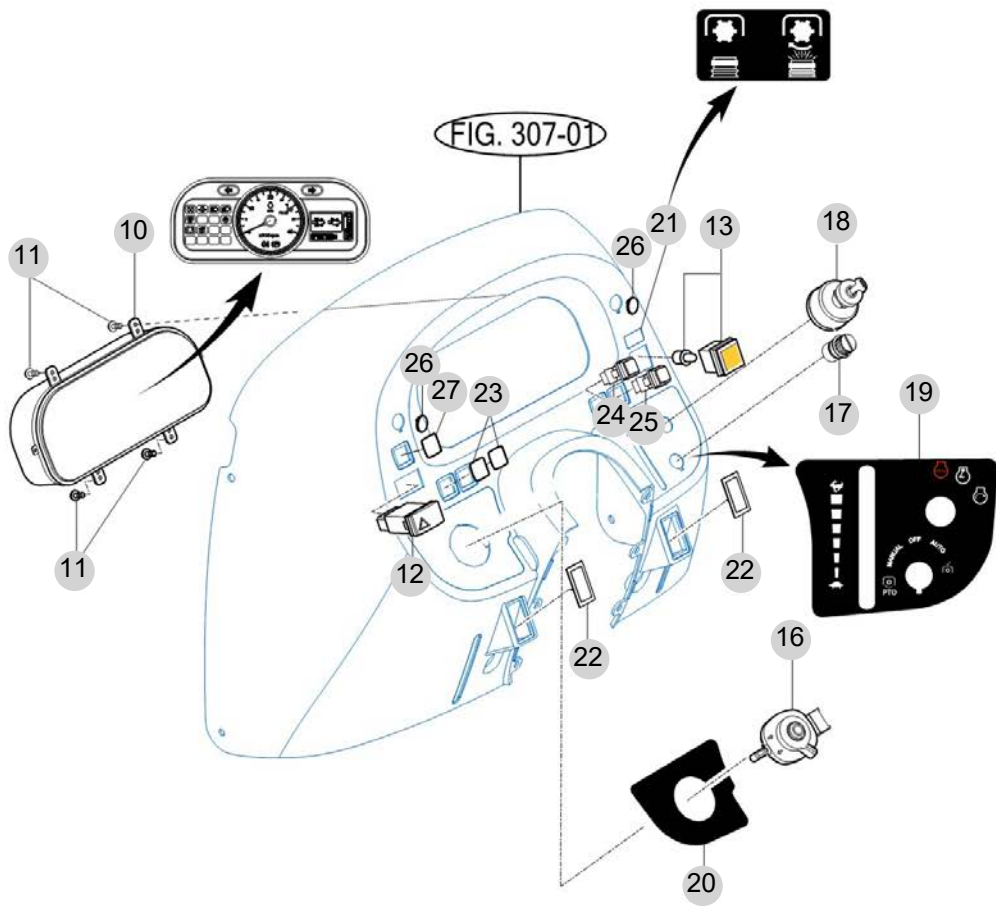
FIG 803

T555NCGBC

INSTRUMENT PANEL

년/월  
Year/Month

2022-12



NOTE



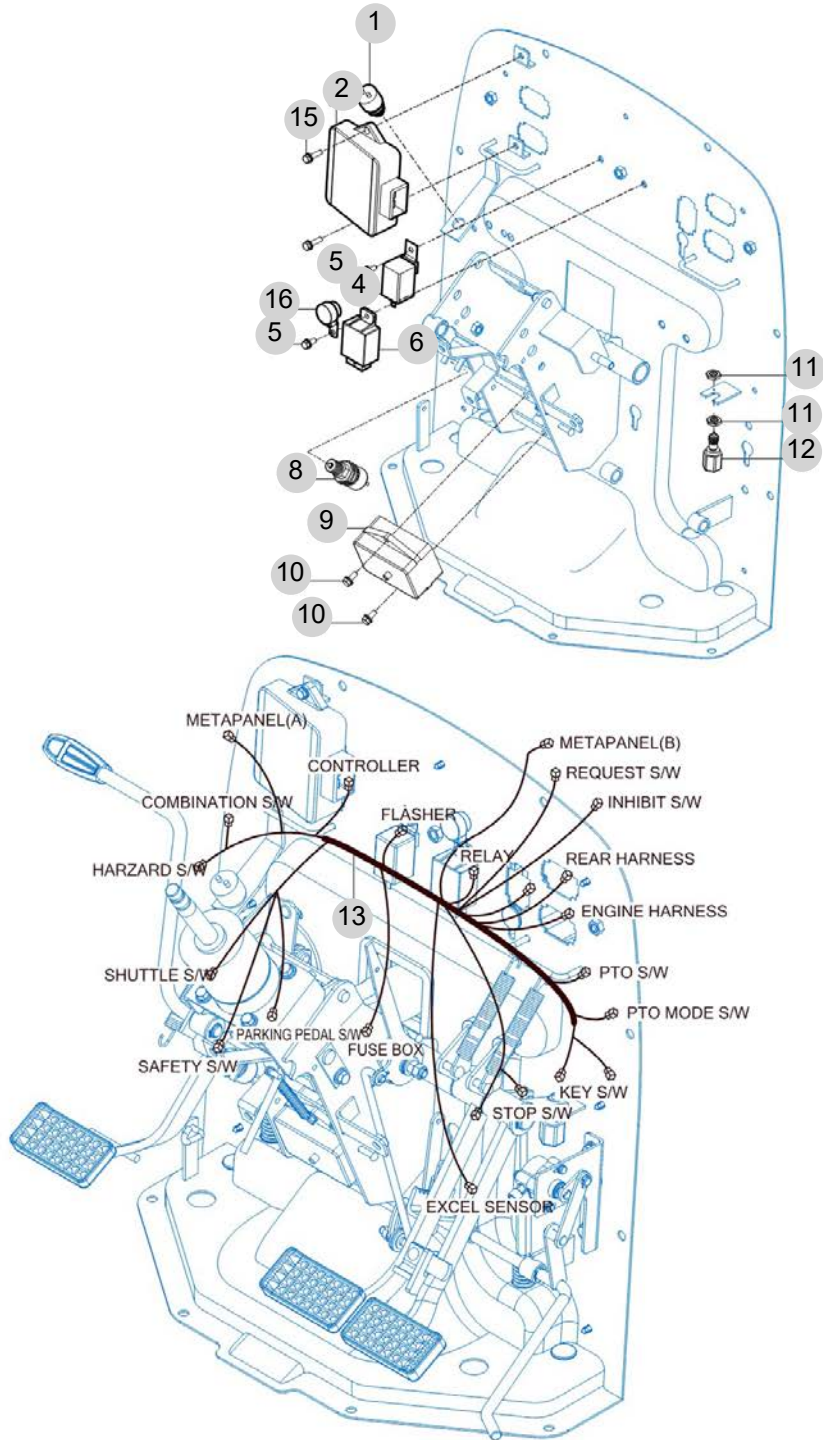
FIG 804

T555NCGBC

# ELECTRIC SYSTEM (1)

년/월  
Year/Month

2022-12



NOTE



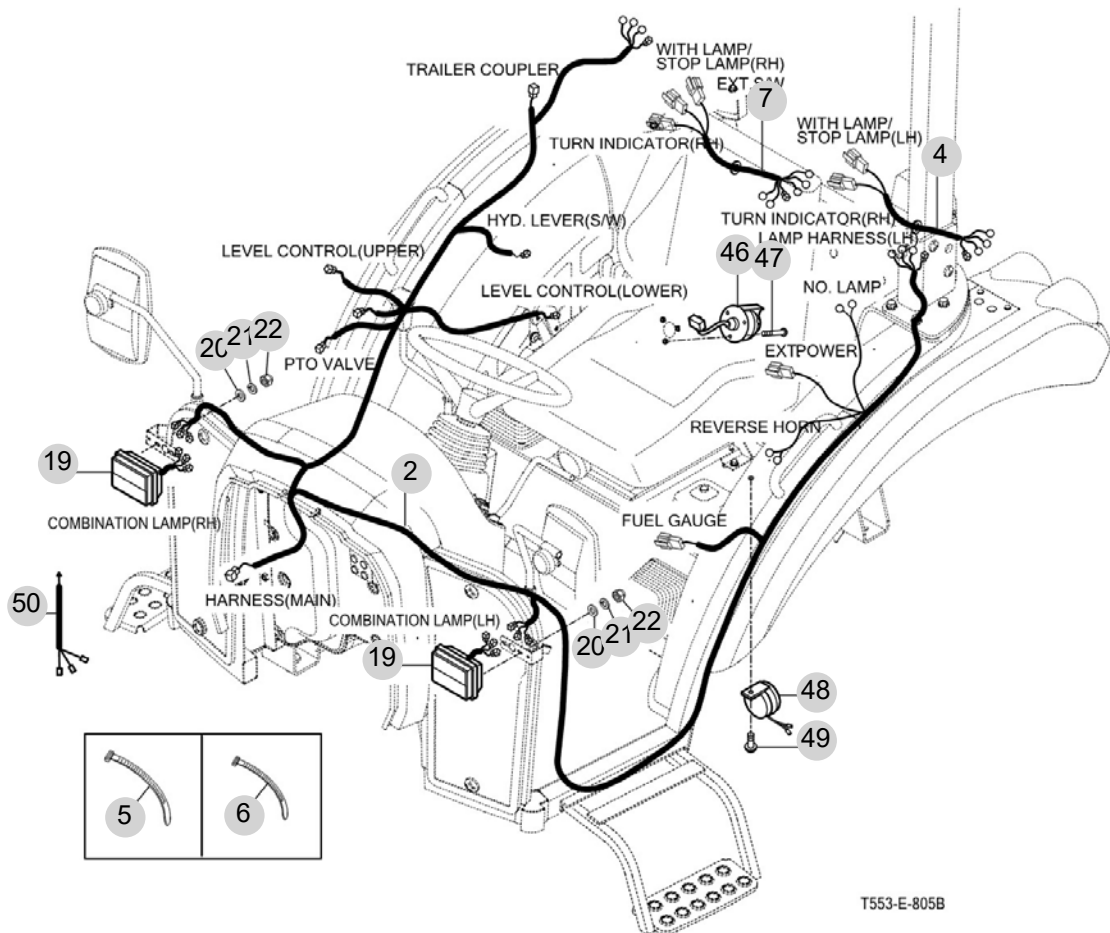
FIG 805B

T555NCGBC

### ELECTRIC SYSTEM (2)-Non CAB

년/월  
Year/Month

2022-12



NOTE



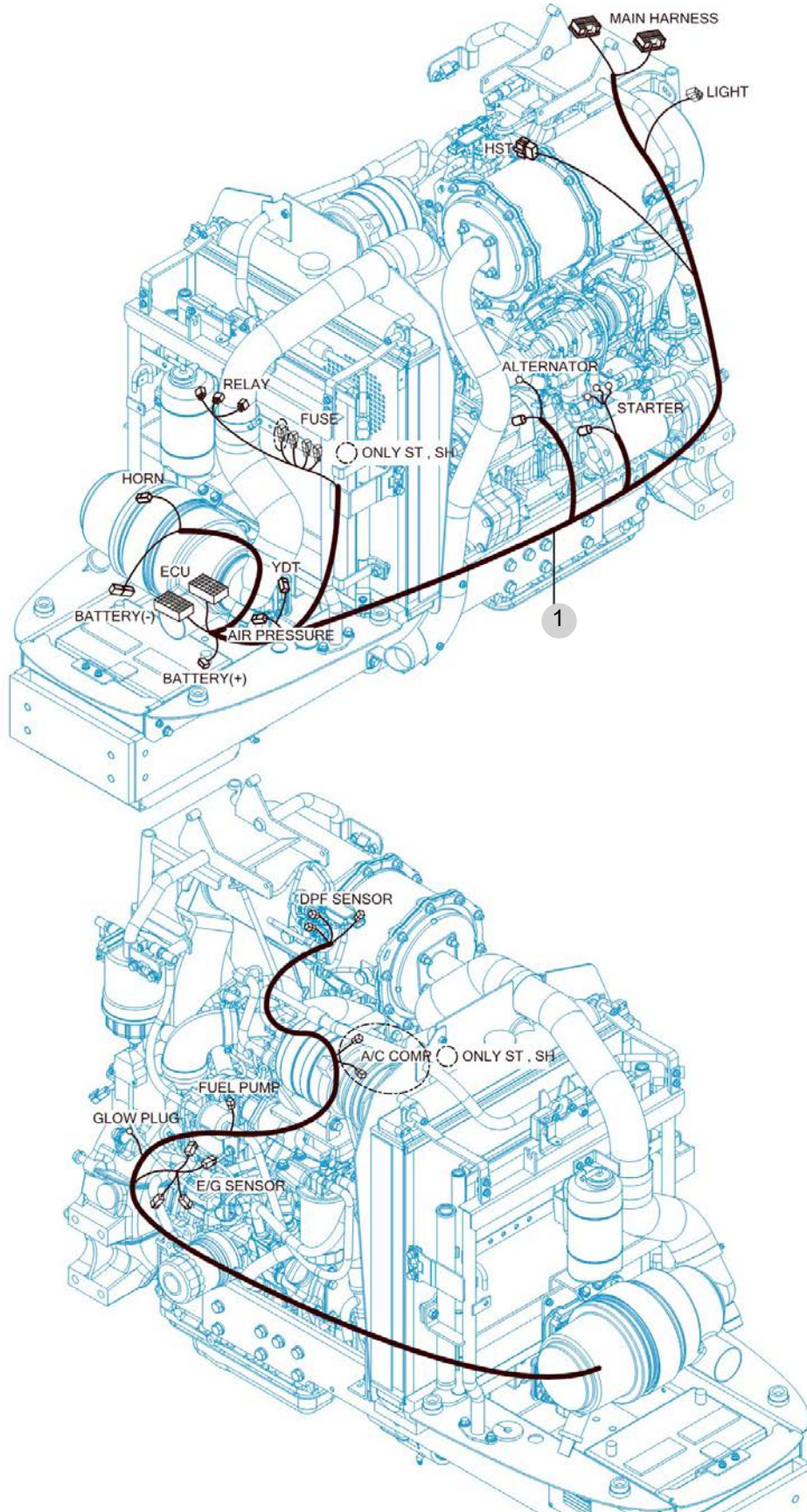
FIG 806

ELECTRIC SYSTEM (3)

년/월  
Year/Month

2022-12

T555NCGBC



NOTE





## 9. 라벨/옵션 PART NO. T9

FIG 901 TOOL & ACCESSORY	207
FIG 902 WEIGHT	209
FIG 903 LABEL	211
FIG 903-2 LABEL	213

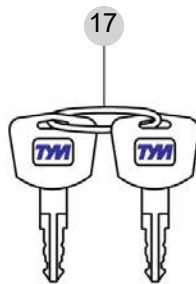
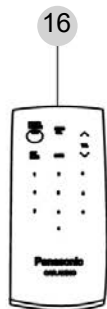
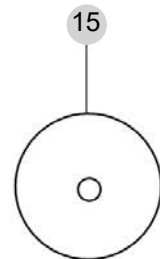
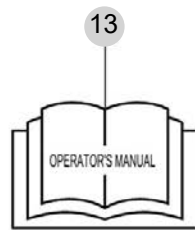
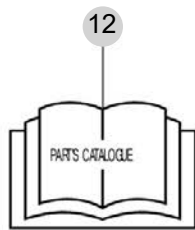
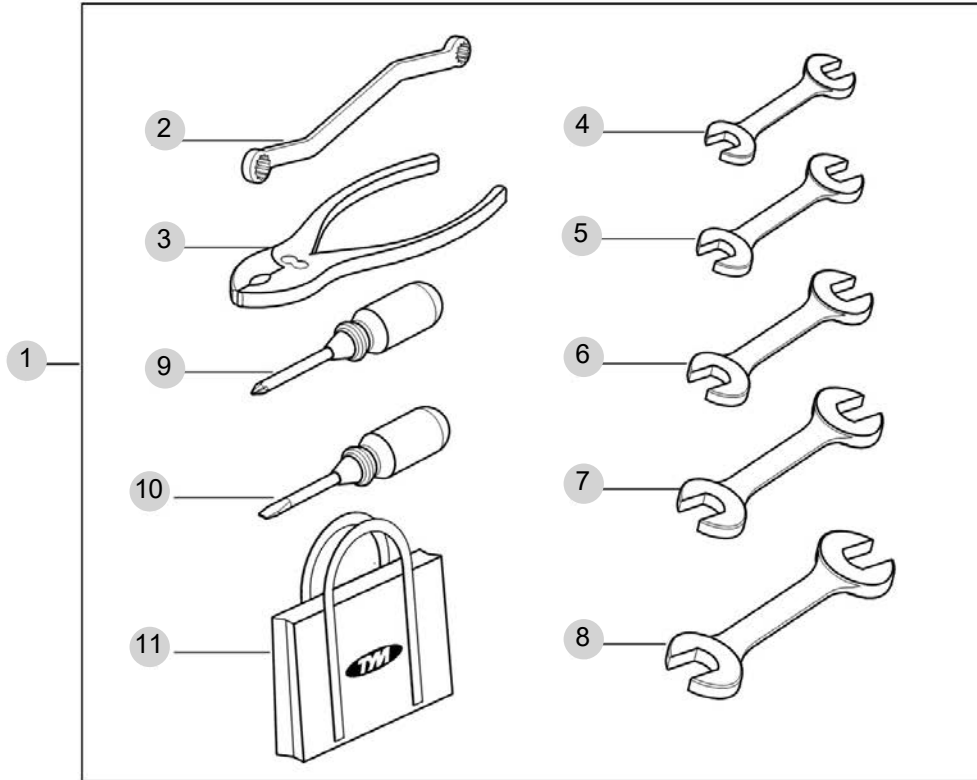
FIG 901

T555NCGBC

TOOL & ACCESSORY

년/월  
Year/Month

2022-12



NOTE



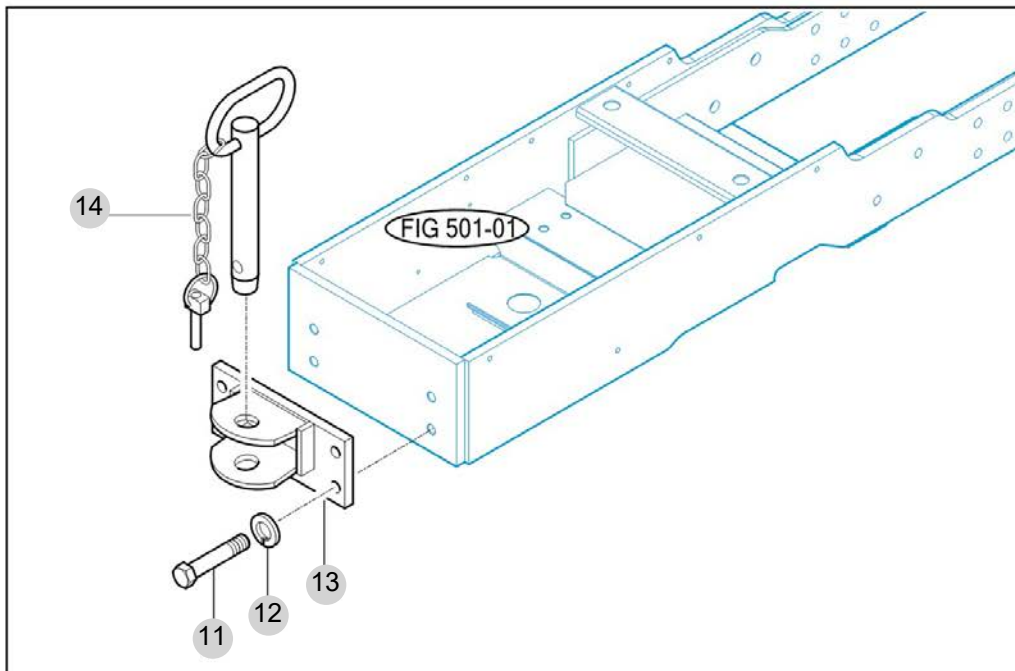
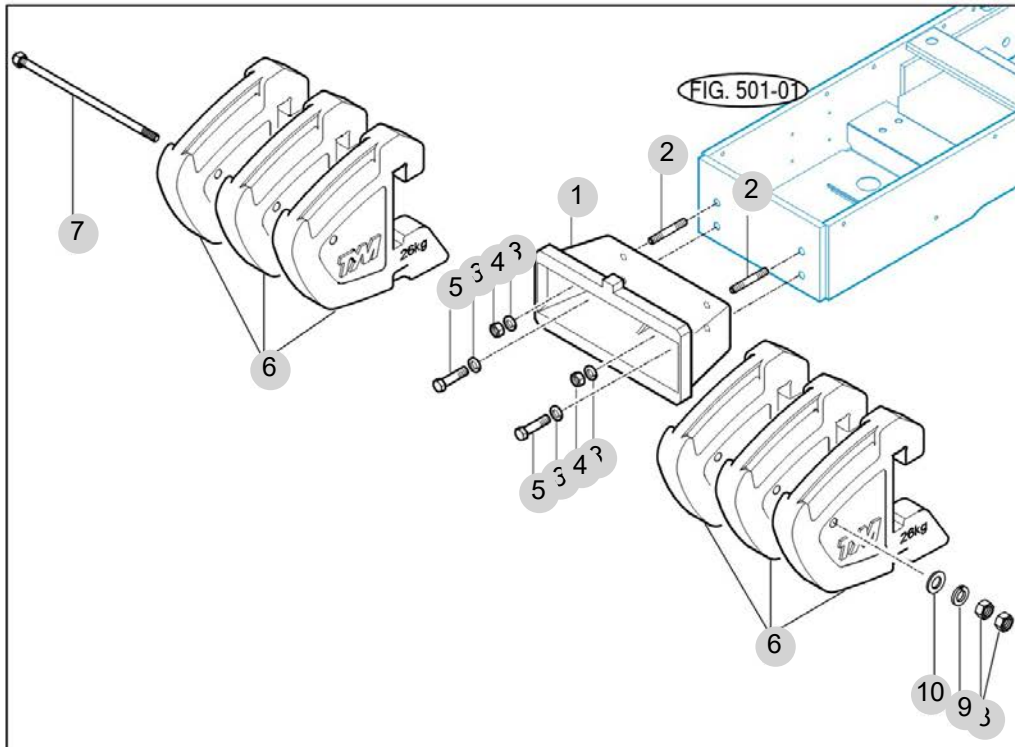
FIG 902

T555NCGBC

WEIGHT

년/월  
Year/Month

2022-12



T575-E-902

NOTE



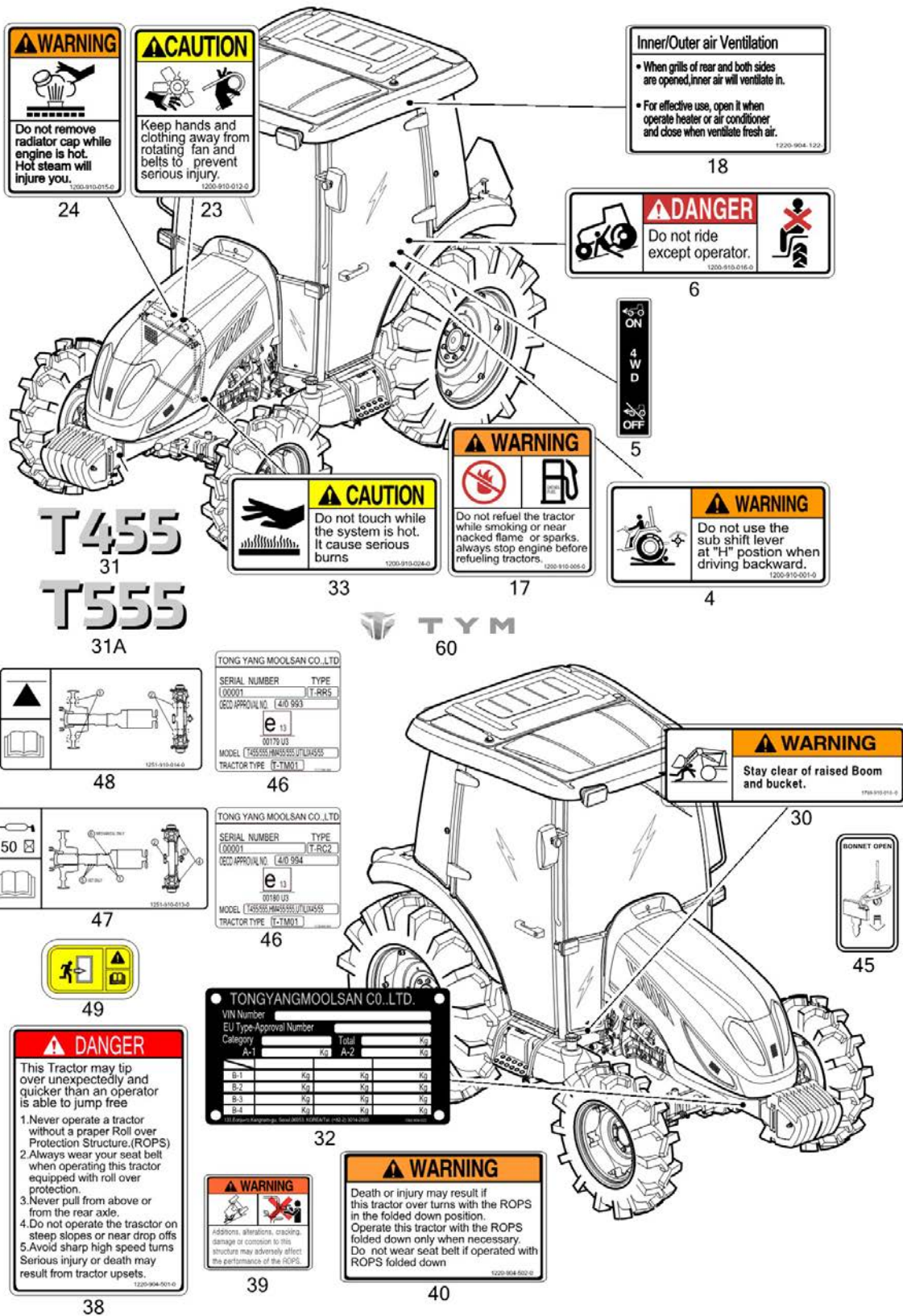
FIG 903

LABEL

년/월  
Year/Month

T555NCGBC

2022-12

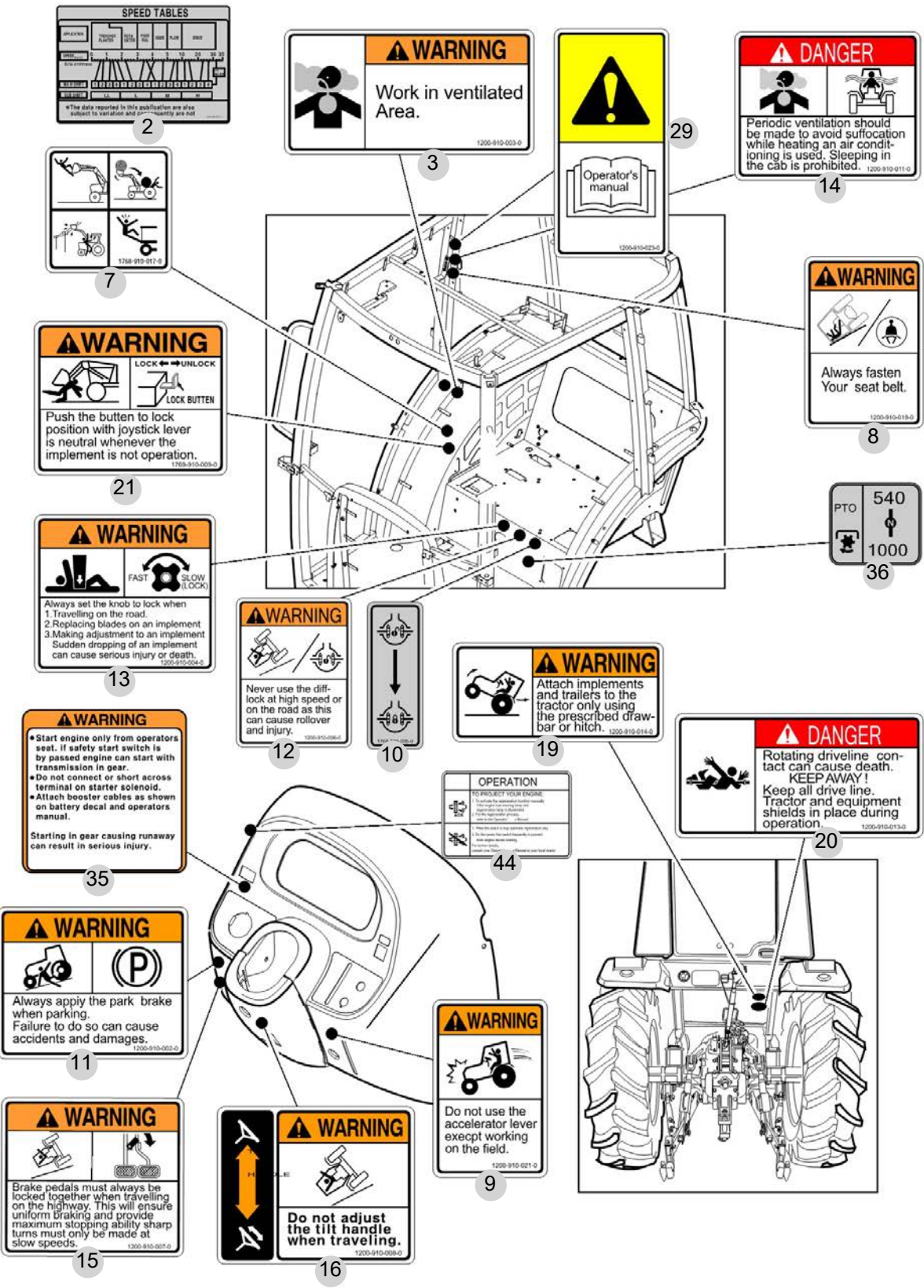


NOTE





T555NCGBC



NOTE

