

T454

Compact, Series 3
46.6 hp




Packed with features to help accomplish your goals

With more power in the same compact frame, the T454 redefines what a compact tractor can do. Make more impact without compromising on maneuverability.



1. PTO cruise control



2. Projection head lamps




3. 2 sets of rear remote valve for various implements




4. Independent rear PTO switch



5. Foldable ROPS or all-season cab



6. Joystick control for optional front loader



High efficiency, 4-cylinder Yanmar diesel engine

The Japanese made Yanmar engine offers more torque with less revs compared to competitors in its class, maximizing fuel efficiency. The liquid cooling mechanism warms up the engine faster and stabilizes temperature more effectively while the tractor is running.



Enhanced implement controls for efficient operation

To tackle tasks more productively, this tractor has a range of controls to accelerate task completion. Two sets of rear remote valves allow control a range of implements from the operator station, reducing the need for manual position adjustment. It also has a dial or knob to control implement lowering speed, while draft control levers control implement depth for effective ground engagement.



Interior detailing to promote operator comfort

Operators can activate core functions easily from the main console, including the PTO on/off switch. Digital displays provide alerts and diagnostic information instantly and at a glance. In addition to a spacious and ergonomic seat, the operator platform has a flat floor with a rubber mat to support comfort during entry, exit and while driving.



Durable, shock absorbing axle configuration

The heavy duty 4WD front axle allows the tractor to lift heavy loads and tow large implements while absorbing shock and maintaining tractor stability. Powerful hydraulics support the power steering system, which benefits from a dual action mechanism using a hydraulic cylinder and tandem type hydraulic pump.



Factory installed joystick controls

The joystick controls come installed from the factory, so you can put the tractor to work as soon as it is delivered. Factory installation ensures that gears are configured perfectly and controls are positioned ergonomically.

Technical specifications

ENGINE	
Engine manufacturer	Yanmar 4TNV88CR
Type	Natural Aspiration
Gross engine power	46.6 hp
PTO power	37.3 hp 27.4 kW
Rated engine speed	2800 rpm
No. of cylinders	4
Displacement	133.6 cu. in. 2189 cc
Air cleaner	Dual Dry
Alternator	12V, 70A
Fuel system	CRDI
POWERTRAIN	
Transmission type	Synchro-Shuttle/HST
No. of speeds	F16xR16/Infinite 4-range
Max. traveling speed	18.4 mph 29.7 kmph
Brakes	Wet Disc
Steering	Hydrostatic
Clutch	Dry Single Plate
CAPACITIES	
Fuel tank	17.0 gal 60 L
Coolant	9 qt 8.5 L
Crankcase	7.1 qt 6.7 L
Transmission/Hydraulics system	9.2 gal 34.8 L
Front axle	10.5 qt 9.9 L

PTO	
PTO type	Independent
PTO control	Electric/Hydro
PTO rear	540 rpm
HYDRAULIC SYSTEM	
Pump type	Dual Gear Pump
Implement flow	9.5 gpm 35.96 l/min
Steering flow	4.57 gpm 17.3 l/min
Total flow	14.07 gpm 53.26 l/min
Category, 3-point hitch	I
Hitch lift capacity	3314 lb 1503 kg
Hitch lift capacity at 24 inches behind link ends	2945 lb 1336 kg
Lift control type	Position/Draft
No. of standard remote valves	2
DIMENSIONS & WEIGHTS	
Overall length with 3-point hitch	141.3 in. 3590 mm
Overall width	63.8 in. 1620 mm
Wheelbase	76.2 in. 1935 mm
Min. ground clearance	13.8 in. 350 mm
Min. turn radius with brakes	131.9 in. 3352 mm
Min. turn radius without brakes	150.4 in. 3820 mm
Weight with ROPS	3814 lb 1730 kg
Weight with cab	4233 lb 1920 kg
Height to top of ROPS	102.1 in. 2594 mm
STANDARD TIRES	
R1 Agricultural - Front	Farm Specialist 9.5-16 NHS TL 6PR
R1 Agricultural - Rear	Farm Specialist 14.9-24 NHS TL 6PR
R3 Turf - Front	Multi-Trac CS 27x10.50-15 NHS TL 4PR
R3 Turf - Rear	Multi-Trac CS 44x18.00-20 NHS TL 4PR
R4 Industrial - Front	Trac Chief 12-16.5 NHS TL 6PR
R4 Industrial - Rear	Xtra Grip 16.9-24 NHS TL 6PR

TX55 Front-End Loader

Attachments

The TX55 front-end loader takes advantage of the power and durability of TYM compact tractors. Ideal for tasks that require more strength, this front-end loader can help you get your tasks done more efficiently.



Lift height	109.1 in. / 2770 mm
Lift capacity	2478 lb / 1124 kgf
Bucket capacity	13.8 cu. ft / 0.39 cu. m

CAPACITIES & REACH	
Lift height	109.1 in. 2770 mm
Max. lift height under level bucket	99.2 in. 2519 mm
Clearance with bucket dumped	80.8 in. 2052 mm
Reach at maximum lift height	18.6 in. 472 mm
Max. dump angle	48°
Reach with bucket on ground	73.3 in. 1863 mm
Max. rollback angle	35°
Digging depth	5.1 in. 130 mm
Lift capacity	2478 lb 1124 kgf
Breakout force at ground level, pivot points	4938 lb 2240 kgf
Bucket rollback force at ground line	4268 lb 1936 kgf
Bucket capacity	13.8 cu. ft 0.39 cu. m
Self leveling	NA
Relief valve setting (Loader control valve)	2489 psi 175 kg/sq. cm

DIMENSIONS & WEIGHTS	
Overall height in carry position	56.9 in. 1445 mm
Depth of Attachment (to the back of the inner shell)	22.8 in. 579 mm
Height of Attachment	21.9 in. 557 mm
Length of Attachment (to pivot point)	29.8 in. 758 mm
Weight of boom & quick attach mechanism (1)	564.4 lb 256 kg
Weight of mounting frame (2)	348.3 lb 158 kg
Weight of bucket (3)	348 lb 158 kg
Loader total weight (1+2+3)	1261 lb 572 kg
Lift cylinder	2.4x1.4 in. 60x35 mm
Bucket cylinder	2.4x1.4 in. 65x35 mm
Attachment used for specification	72 in. 1830 mm

CYCLE TIMES	
Boom raising time	5.4 sec
Boom lowering time	4.6 sec
Bucket rollback time	3.6 sec
Bucket dumping time	5.0 sec

COMPATIBLE BUCKET SIZES

TYM's multi-purpose buckets are capable of bulldozing, scraping, loading, metering, moving, and clamping material.

72" Front-End Loader bucket

BY85 Backhoe

Attachments

For heavy duty tasks, you can depend on TYM BY85 to deliver performance and power. Built to take advantage of the features of TYM Series 3 compact tractors, the TYM BY85 backhoe attachment is ideal for applications that require the extra power.

Digging depth	103.2 in. / 2621 mm
Loading height	92.4 in. / 2347 mm
Backhoe reach	134.4 in. / 3414 mm



CAPACITIES & REACH

Backhoe reach	134.4 in. 3414 mm
Swing angle	180°
Bucket rotation	151°
Stabilizer spread (lowered position)	88.8 in. 2256 mm
Stabilizer spread (raised position)	68.4 in. 1737 mm

PERFORMANCE

Digging depth	103.2 in. 2621 mm
Loading height	92.4 in. 2347 mm
Max. leveling angle	10°
Angle of departure	21°

DIMENSIONS & WEIGHTS

Transport overhang	50.4 in. 1280 mm
Transport height (max.)	91.2 in. 2317 mm

COMPATIBLE BUCKET SIZES

TYM's multi-purpose buckets are capable of bulldozing, scraping, loading, metering, moving, and clamping material.

9" backhoe bucket	12" backhoe bucket
16" backhoe bucket	18" backhoe bucket
24" backhoe bucket	36" backhoe bucket

Upgrades for the Series 3, T454

Complement the capabilities of your TYM tractor with compatible accessories and options.

Accessories

- Block heater
- 7-pin trailer socket
- Mid-PTO kit
- Front counterweights
- Auxiliary hydraulic kit
- T85A Mechanical Thumb
- BHPAD200 Street Pads



Options

Tire	R1 Agricultural Tires	F Farm Specialist 9.5 - 16 NHS TL 6PR	R Farm Specialist 14.9-24 NHS TL 6PR
Tire	R3 Turf Tires	F Multi - Trac CS 27x10.50 - 15 NHS TL 4PR	R Multi-Trac CS 44x18.00-20 NHS TL 4PR
Tire	R4 Industrial Tires	F Trac Chief 12 - 16.5 NHS TL 6PR	R Xtra Grip 16.9-24 NHS TL 6PR



Designed for your world

TYM creates tractors that bring together alluring form, advanced function and accessible value. Through Korean expertise in design, engineering and manufacturing, the company helps owners overcome every obstacle as they shape the world around them.

Headquartered in Korea with distribution across North America, Europe, and Asia, and assembly operations in the USA, TYM has been empowering customers for over 70 years.

www.tym.world