

T575

Compact, Series 3
55 hp



Packed with features to help accomplish your goals


Take on tough jobs in tight spaces with the T575. This tractor brings you the best features from our compact and utility ranges, balancing high power output with maximized maneuverability.



1. Cruise control switch



2. Projection headlights



3. 4-port rear hydraulic valve



4. 3-range hydrostatic transmission



5. PTO switch




6. Digital instrument panel



Telescopic linkages and stabilizers

Telescopic linkages allow implements to be easily connected and swapped out, without needing input from the operator cabin. Stabilizers make it possible for the tractor to adapt to implements of varying loads, without putting too much pressure on the engine productivity.



4-cylinder TYM diesel engine with high output

Equipped with a powerful, Tier-4 certified 4-cylinder engine, this tractor has an output comparable to utility tractors while maintaining the dimensions of a sub-compact tractor. The durable body and efficient engine come together to perform medium duty applications efficiently and productively.




Superior operator amenities for greater productivity

Fully equipped with modern amenities to maximize operator comfort, this tractor is complete with a large cup holder, wireless smartphone charging dock, multiple USB ports to charge personal devices and a bluetooth speaker. These features are designed to promote productivity, keeping drivers hydrated, connected and alert during every job.



Durable power steering and axle configuration

The heavy duty 4WD front axle allows the tractor to lift heavy loads and tow large implements. Powerful hydraulics support the power steering system, which benefits from a dual action mechanism using a hydraulic cylinder and tandem type hydraulic pump.



3rd function hydraulic valve to enhance implement capabilities

Allowing for versatile implement handling, this tractor comes ready with a 3rd function installation kit. It can maximize the use of a bucket implement with 4-in-1 functionality, including lifting, tilting, dumping and grappling.



Easy maintenance and service

The hood of the tractor can be easily opened, allowing quick access to the engine and other systems for daily checks, routine service and maintenance. These help increase the durability of the tractor.

Technical specifications

| ENGINE | |
|--------------------------------|--|
| Engine manufacturer | TYM A2300T3 |
| Type | Turbo |
| Gross engine power | 55 hp |
| PTO power | 44.7 hp 32.9 kW |
| Rated engine speed | 2600 rpm |
| No. of cylinders | 4 |
| Displacement | 139.5 cu. in. 2286 cc |
| Air cleaner | Dual Dry |
| Alternator | 12V, 70A |
| Fuel system | IDI |
| POWERTRAIN | |
| Transmission type | Sync Shuttle |
| No. of speeds | F8xR8/Infinite 3-range |
| Max. traveling speed | SS: 25.8 kmph (16 mph) HST: 24.3 kmph (15.1 mph) |
| Brakes | Wet Disc |
| Steering | Hydrostatic |
| Clutch | Dry Single Plate |
| CAPACITIES | |
| Fuel tank | 17.0 gal 60 L |
| Coolant | 6.9 qt 6.53 L |
| Crankcase | 6.8 qt 6.4 L |
| Transmission/Hydraulics system | 9.2 gal 34.8 L |
| Front axle | 10.5 qt 9.9 L |

| PTO | |
|---|---|
| PTO type | Independent |
| PTO control | Electric/Hydro |
| PTO rear | 540 rpm |
| HYDRAULIC SYSTEM | |
| Pump type | Dual Gear Pump |
| Implement flow | 7.66 gpm 29 l/min |
| Steering flow | 4.25 gpm 16.09 l/min |
| Total flow | 11.91 gpm 45.08 l/min |
| Category, 3-point hitch | I |
| Hitch lift capacity | 3822 lb 1733 kg |
| Hitch lift capacity at 24 inches behind link ends | 3057 lb 1387 kg |
| Lift control type | Position/Draft |
| No. of standard remote valves | 2 |
| DIMENSIONS & WEIGHTS | |
| Overall length with 3-point hitch | 141.3 in. 3590 mm |
| Overall width | 63.8 in. 1620 mm |
| Wheelbase | 76.2 in. 1935 mm |
| Height to top of ROPS | ROPS: 2594 mm (102.1 in.) Cab: 2530 mm (99.6 in.) |
| Min. ground clearance | 13.8 in. 350 mm |
| Min. turn radius with brakes | 121.2 in. 3080 mm |
| Min. turn radius without brakes | 131.5 in. 3340 mm |
| Weight with ROPS | 3887 lb 1763 kg |
| Weight with cab | 4233 lb 1920 kg |
| STANDARD TIRES | |
| R1 Agricultural - Front | 9.5-16 |
| R1 Agricultural - Rear | 13.6-26 |
| R4 Industrial - Front | 12-16.5 |
| R4 Industrial - Rear | 17.5Lx24 |

TX57 Front-End Loader

Attachments

The TX57 front-end loader takes advantage of the power and durability of TYM compact tractors. Ideal for tasks that require more strength, the TX57 front-end loader can help you get your tasks done more efficiently.



| | |
|-----------------|--------------------------|
| Lift height | 109.4 in. / 2780 mm |
| Lift capacity | 2790 lb / 1266 kgf |
| Bucket capacity | 11.3 cu. ft / 0.32 cu. m |

| CAPACITIES & REACH | |
|--|--------------------------|
| Lift height | 109.4 in. 2780 mm |
| Max. lift height under level bucket | 101 in. 2566 mm |
| Clearance with bucket dumped | 83.6 in. 2123 mm |
| Reach at maximum lift height | 17.6 in. 447 mm |
| Max. dump angle | 50° |
| Reach with bucket on ground | 71.5 in. 1815 mm |
| Max. rollback angle | 35° |
| Digging depth | 5.5 in. 140 mm |
| Lift capacity | 2790 lb 1266 kgf |
| Breakout force at ground level, pivot points | 5316 lb 2411 kgf |
| Bucket rollback force at ground line | 4356 lb 1976 kgf |
| Bucket capacity | 11.3 cu. ft 0.32 cu. m |
| Self leveling | NA |
| Relief valve setting (Loader control valve) | 2489 psi 175 kg/sq. cm |

| DIMENSIONS & WEIGHTS | |
|--|------------------------|
| Overall height in carry position | 56.8 in. 1442 mm |
| Depth of Attachment (to the back of the inner shell) | 21.1 in. 537 mm |
| Height of Attachment | 20.4 in. 519 mm |
| Length of Attachment (to pivot point) | 27.3 in. 694 mm |
| Weight of boom & quick attach mechanism (1) | 535.7 lb 243 kg |
| Weight of mounting frame (2) | 313 lb 142 kg |
| Weight of bucket (3) | 271.2 lb 123 kg |
| Loader total weight (1+2+3) | 1120 lb 508 kg |
| Lift cylinder | 2.4x1.4 in. 60x35 mm |
| Bucket cylinder | 2.4x1.4 in. 60x35 mm |
| Attachment used for specification | 72 in. 1830 mm |

| CYCLE TIMES | |
|----------------------|---------|
| Boom raising time | 6.4 sec |
| Boom lowering time | 4.2 sec |
| Bucket rollback time | 3.8 sec |
| Bucket dumping time | 5.7 sec |

COMPATIBLE BUCKET SIZES

TYM's multi-purpose buckets are capable of bulldozing, scraping, loading, metering, moving, and clamping material.

72" Front-End Loader bucket

BY85 Backhoe

Attachments

For heavy duty tasks, you can depend on TYM BY85 to deliver performance and power. Built to take advantage of the features of TYM Series 3 compact tractors, the TYM BY85 backhoe attachment is ideal for applications that require the extra power.



| | |
|----------------|---------------------|
| Digging depth | 103.2 in. / 2621 mm |
| Loading height | 92.4 in. / 2347 mm |
| Backhoe reach | 134.4 in. / 3414 mm |

| CAPACITIES & REACH | |
|--------------------------------------|---------------------|
| Backhoe reach | 134.4 in. 3414 mm |
| Swing angle | 180° |
| Bucket rotation | 151° |
| Stabilizer spread (lowered position) | 88.8 in. 2256 mm |
| Stabilizer spread (raised position) | 68.4 in. 1737 mm |

| PERFORMANCE | |
|---------------------|---------------------|
| Digging depth | 103.2 in. 2621 mm |
| Loading height | 92.4 in. 2347 mm |
| Max. leveling angle | 10° |
| Angle of departure | 21° |

| DIMENSIONS & WEIGHTS | |
|-------------------------|--------------------|
| Transport overhang | 50.4 in. 1280 mm |
| Transport height (max.) | 91.2 in. 2317 mm |

| COMPATIBLE BUCKET SIZES | |
|--|--------------------|
| TYM's multi-purpose buckets are capable of bulldozing, scraping, loading, metering, moving, and clamping material. | |
| 9" backhoe bucket | 12" backhoe bucket |
| 16" backhoe bucket | 18" backhoe bucket |
| 24" backhoe bucket | 36" backhoe bucket |

Upgrades for the Series 3, T575

Complement the capabilities of your TYM tractor with compatible accessories and options.

Accessories

Front counterweights



Options

| | | | |
|------|-----------------------|-------------|------------|
| Tire | R1 Agricultural Tires | F 9.5 - 16 | R 13.6-26 |
| Tire | R4 Industrial Tires | F 12 - 16.5 | R 17.5L-24 |



Designed for your world

TYM creates tractors that bring together alluring form, advanced function and accessible value. Through Korean expertise in design, engineering and manufacturing, the company helps owners overcome every obstacle as they shape the world around them.

Headquartered in Korea with distribution across North America, Europe, and Asia, and assembly operations in the USA, TYM has been empowering customers for over 70 years.

www.tym.world