

5025CH(AC02120) TRACTOR

Parts Catalogue



CONTENTS

GROUP NO	GROUP NAME	PAGE
G. ENGINE		
A01_007	CYLINDER BLOCK	6
A02_005	DRIVE PULLY	8
A03_004	CRANK SHAFT PULLEY	10
A04_005	GLOW PLUG ASS'Y OPTION	12
A05_005	CRANK SHAFT ASS'Y OPTION	14
A06_004	BREATHER OPTION	16
A07_005	CAMSHAFT	18
A08_006	ALTERNATOR	20
A09_007	COOLING WATER PUMP	22
A10_008	COOLING FAN SPACER	24
A11_007	INJECTOR	26
A12_017	FUEL INJECTON	28
A13_005	PLUMBING, FUEL	30
A14_003	FUEL FILTER BRACKET	33
A16_018	FUEL FILTER ASS'Y OPTION	35
A17_012	INTAKE MANIFOLD ASS'Y OPTION	37
A18_011	FLYWHEEL	39
A19_009	FLYWHEEL HOUSING	41
A20_010	HEAD, CYLINDER	43
A21_004	HEAD COVER	45
A23_009	TURBOCHARGER SUPPORT ASS'Y OPTION	47
A25_002	OIL JET ASS'Y OPTION	49
A26_005	COOLER, ENGINE OIL	51
A27_010	OIL PAN ASS'Y OPTION	53
A28_001	PUMP, LUBRICATING OIL	55
A29_005	FILTER, LUBRICATING OIL	57
A30_003	FRONT GEAR ACCESSORY DRIVE	59
A31_007	PISTON	61
A32_003	LEVER, LOCKER	63
A33_013	EXHAUST MANIFOLD	65
A35_002	IDLE GEAR	67
A36_004	COVER, FRONT GEAR	69
A37_001	BALANCE ASS'Y	71
A38_007	GAUGE, OIL LEVEL	73

CONTENTS

GROUP NO	GROUP NAME	PAGE
G. ENGINE		
A39_001	OIL FILLER CAP	75
A40_003	LIFT ASS'Y OPTION	77
A41_001	COMP,DRIVE PULLEY ASS'Y OPTION	79
A42_003	MOTER, STARTIONS	81
A43_001	DPF SUPPORT OPTION	83
A44_006	DPF MOUNTING OPTION	85
A45_012	DPF	87
A48_006	V-BELT	89
A50_001	COMPRESSOR BRACKET ASS'Y	91
B. ENGINE ACCESSORIES		
B01010	FUEL TANK	93
B02020	RADIATOR	95
B05011	LEVER ACCELERATOR	97
C. CLUTCH, BREAK, LEVER		
C01050	PTO DAMPER	99
C02050B	PARKING BRAKE	101
C03010	HYD SHIFT TRANSMISSION PEDAL	103
C04060	SCV LEVER	106
C04071	LEVER ASS'Y, PTO SPEED CHANGE	108
D. HYDRAULIC		
D01010	HYD PUMP	110
D01020	LOW PRESSURE PIPE	112
D01040	HYD FILTER	114
D02010	STEERING WHEEL	116
D02030	PST HOSE	119
D02040	PST CYLINDER	121
D03010	OIL COOLER	123
D04000	HYDRAULIC CYLINDER	125
E. FRONT AXLE		
E01010	FRONT AXLE CASE	127
E01013	FRONT AXLE CASE/SPACER	129
E01020	SHAFT COVER	131
E01030	GEAR CASE, FRONT AXLE	133
E01070	FORNT DRIVE SHAFT	136

CONTENTS

GROUP NO	GROUP NAME	PAGE
E. FRONT AXLE		
E01080	TIE ROD	138
F. TRANSMISSION		
F01011	FLY WHEEL HOUSING	140
F01030	HOUSING, REAR AXLE	142
F01050	HYD SHIFT TRANSMISSION HOUSING	144
F03030	HYD SHIFT TRANSMISSION GEAR	146
F04000	FRONT DRIVE & RANGE SHIFT GEAR	148
F05000	DIFFERENTIAL ASS'Y	150
F06030	BRAKE	153
F06031	SUPPORT, BRAKE	155
F06033	BRAKE LINK	157
F07000	GEAR, IND PTO SPEED CHANGE	159
F07050	PTO VALVE	162
F07120	ROD ASSY, PTO & 4WD	164
F08060	FORK, PTO SHIFT	166
F10020	LIFT ARM	168
F10030	SAFTY VALVE	170
F10040	STOP VALVE	172
F10061	DRAFT/ POSITION CONTROL LEVER	174
F10063	DRAFT CONTROL	176
F10064	POSITION CONTROL LEVER	178
F10120	REAR SCV	180
F11020	FRONT DRIVE & RANGE SHIFT LEVER	183
G. SHEET METAL, CABIN		
G01020	BONNET	186
G01040	LATCHING DEVICE, BONNET	188
G01060	FIXED BRACKET, BONNET	190
G01080	FRONT AXLE BRACKET	192
G02010	CABIN FRAME	194
G02011	PILLAR COVER	197
G02020	DASH BOARD	199
G02030	SIDE MIRROR	201
G02050	DOOR ASS'Y	203
G02071	FRONT WINDOWS	206

CONTENTS

GROUP NO	GROUP NAME	PAGE
G. SHEET METAL, CABIN		
G02072	REAR WINDOWS	208
G02131	ROOF/OUTER	210
G02132	ROOF/INNER	212
G02140	DRIVER'S SEAT	214
G02150	FLOOR MAT	216
G02181	FENDER COVER/LH	218
G02190	FENDER ASS'Y	220
G03010	AIR CONDITIONER	222
G03020	A/C DUCT	224
G03080	A.C HOSE/CONDENSER HOSE	226
G03091	COMPRESSOR	228
G05000	TOP LINK, LIFT LINK	231
G05020	TOP LINK	233
G05030	LOWER LINK	235
G05050	LIFT LINK/LH,RH	237
G05070	DRAWBAR	239
H. ELECTRICALS, HARNESS		
H01030	BATTERY	241
H02020	COMBINATION LAMP	243
H03000	HARNESS	245
H04030	INSTRUMENT PANEL	247
H04050	SWITCH	249
H04052	SWITCH	251
H04090	HORN	253
H05040	WASHER LIQUID TANK	255
I. WEIGHT, TOOLS, TIRE		
I01010	FRONT WEIGHT(Optional)	257
I03000A	NAME PLATE	259
I03000B	NAME PLATE	261
I05010	FRONT WHEEL&TIRE	263
I05020	REAR WHEEL&TIRE ASSY	265
I07010	SPARE TOOLS	267

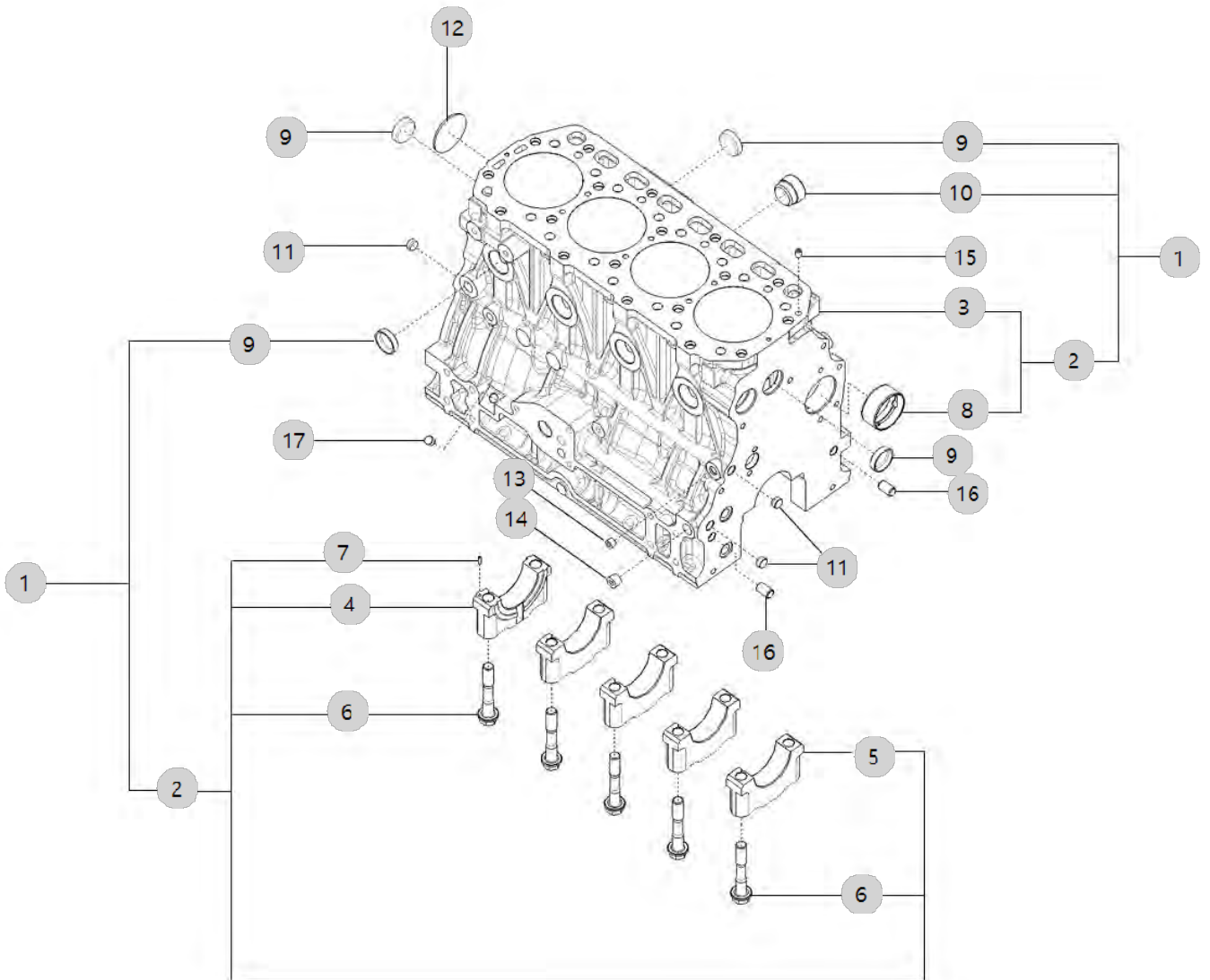
A01_007

A2300N2-ETC_5
(AB00329)

CYLINDER BLOCK

Year/Month

2023-01-18



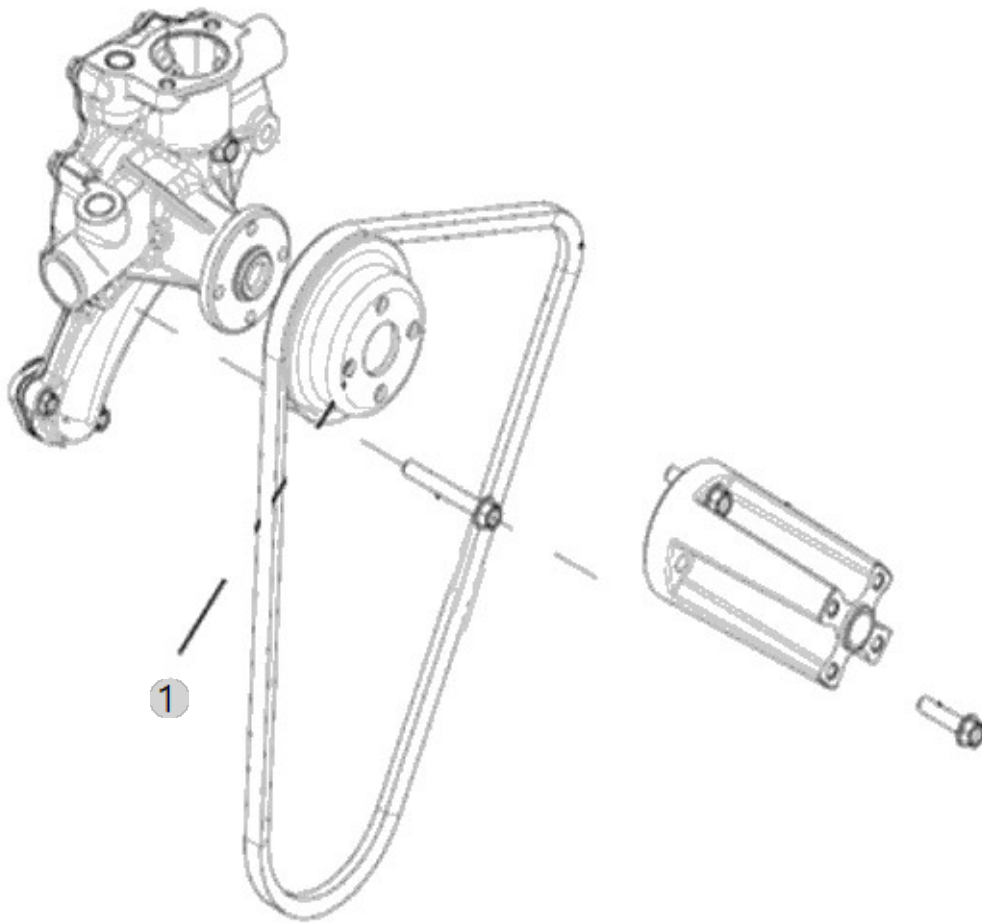
A02_005

A2300N2-ETC_5
(AB00329)

DRIVE PULLY

Year/Month

2023-01-18



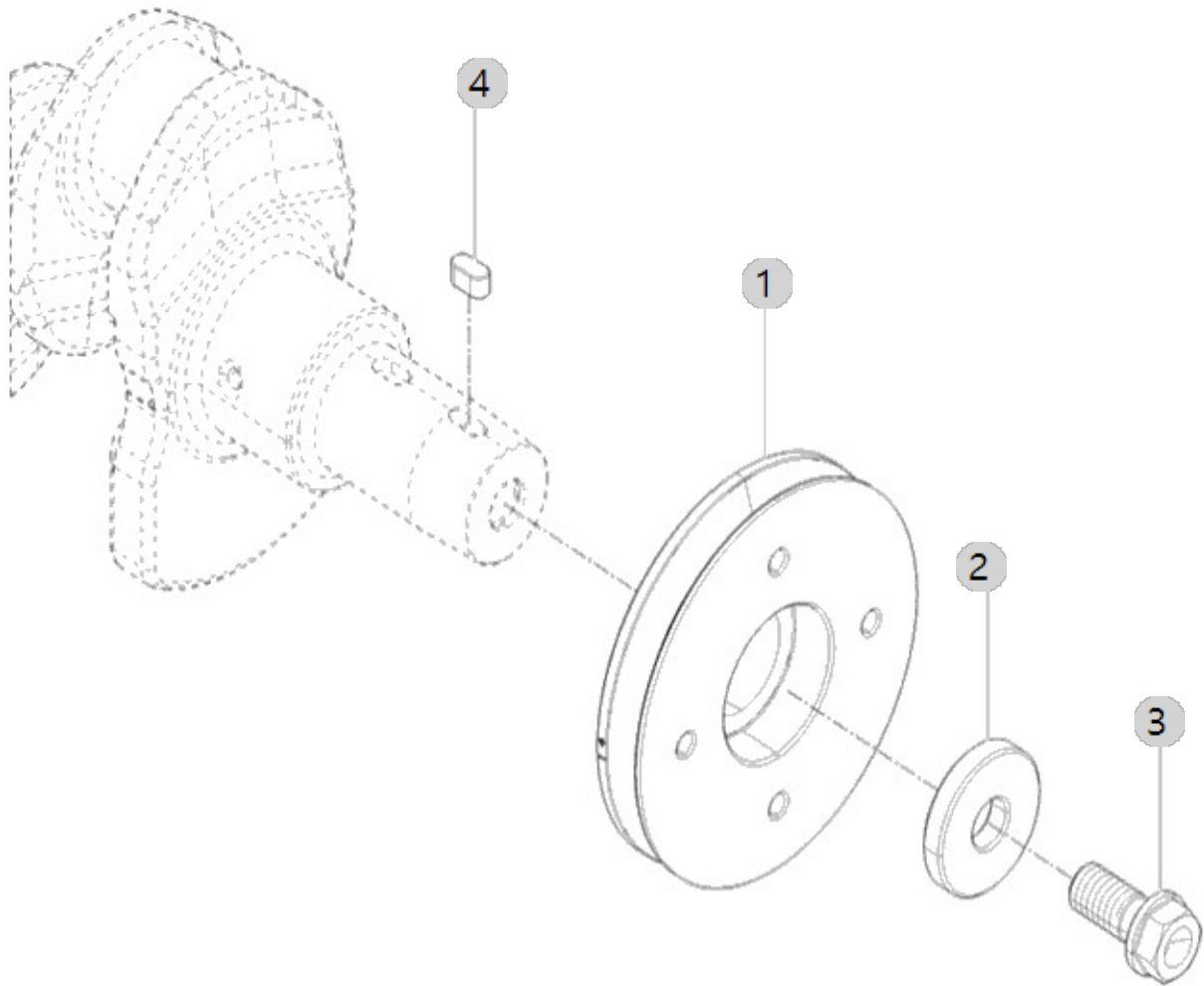
A03_004

A2300N2-ETC_5
(AB00329)

CRANK SHAFT PULLEY

Year/Month

2023-01-18



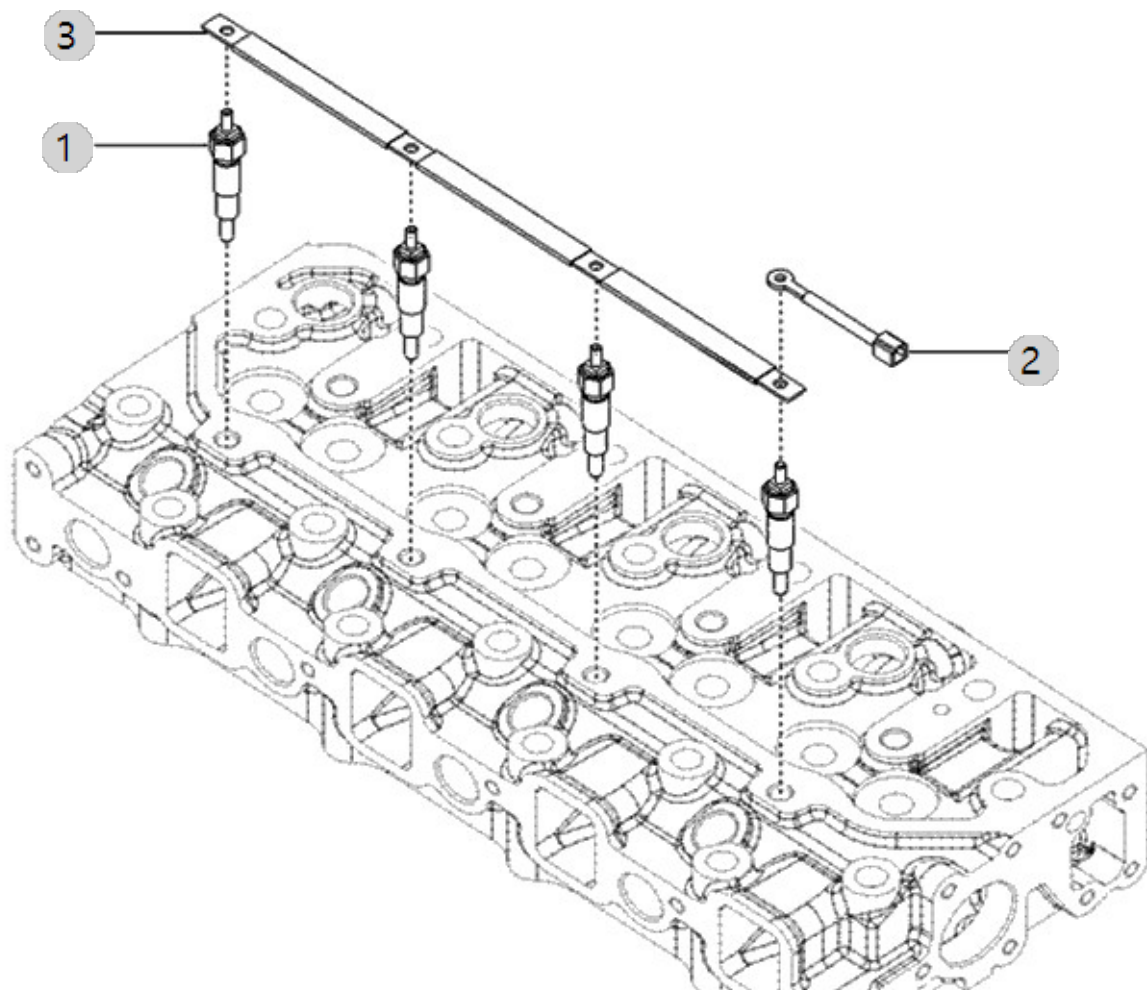
A04_005

A2300N2-ETC_5
(AB00329)

GLOW PLUG ASS'Y OPTION

Year/Month

2023-01-18



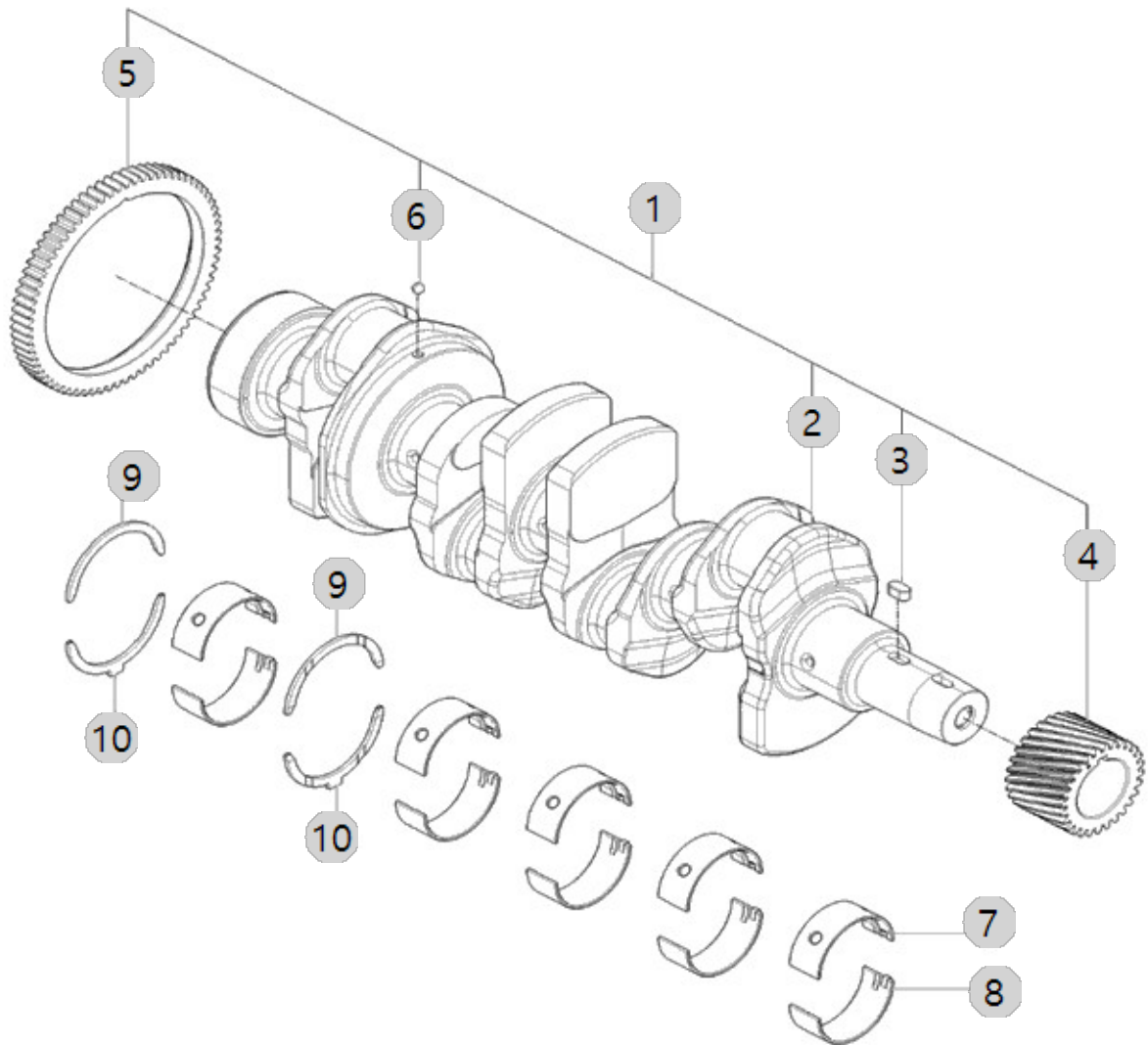
A05_005

A2300N2-ETC_5
(AB00329)

CRANK SHAFT ASS'Y OPTION

Year/Month

2023-01-18



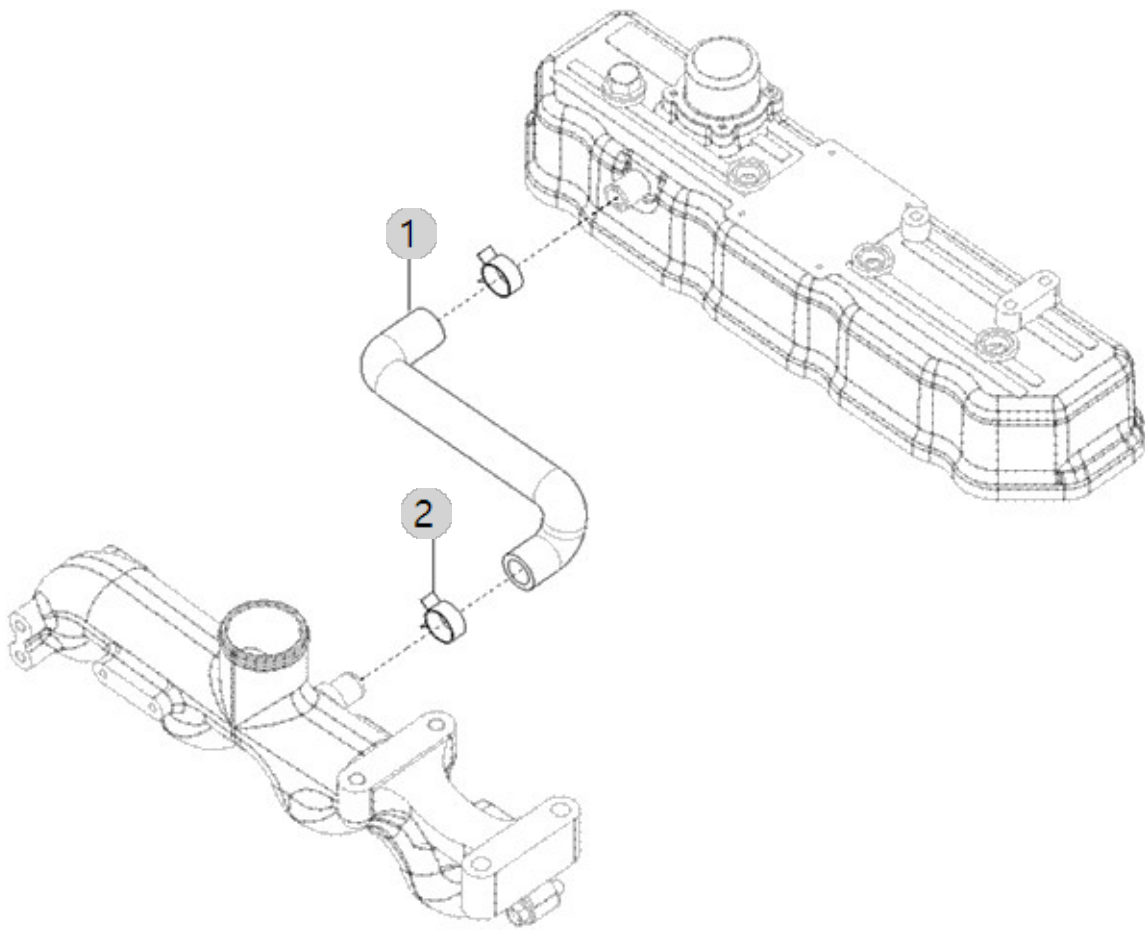
A06_004

A2300N2-ETC_5
(AB00329)

BREATHER OPTION

Year/Month

2023-01-18



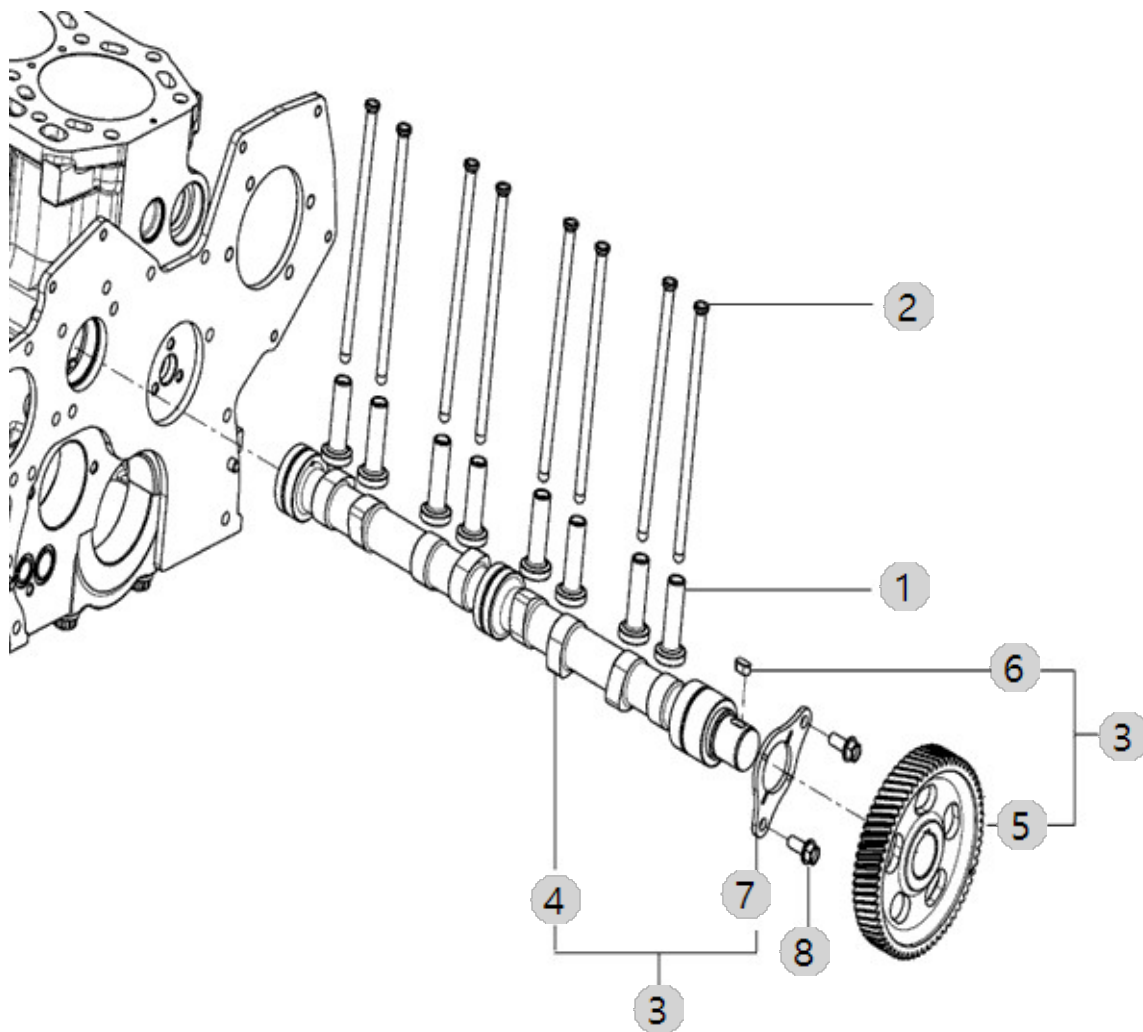
A07_005

A2300N2-ETC_5
(AB00329)

CAMSHAFT

Year/Month

2023-01-18



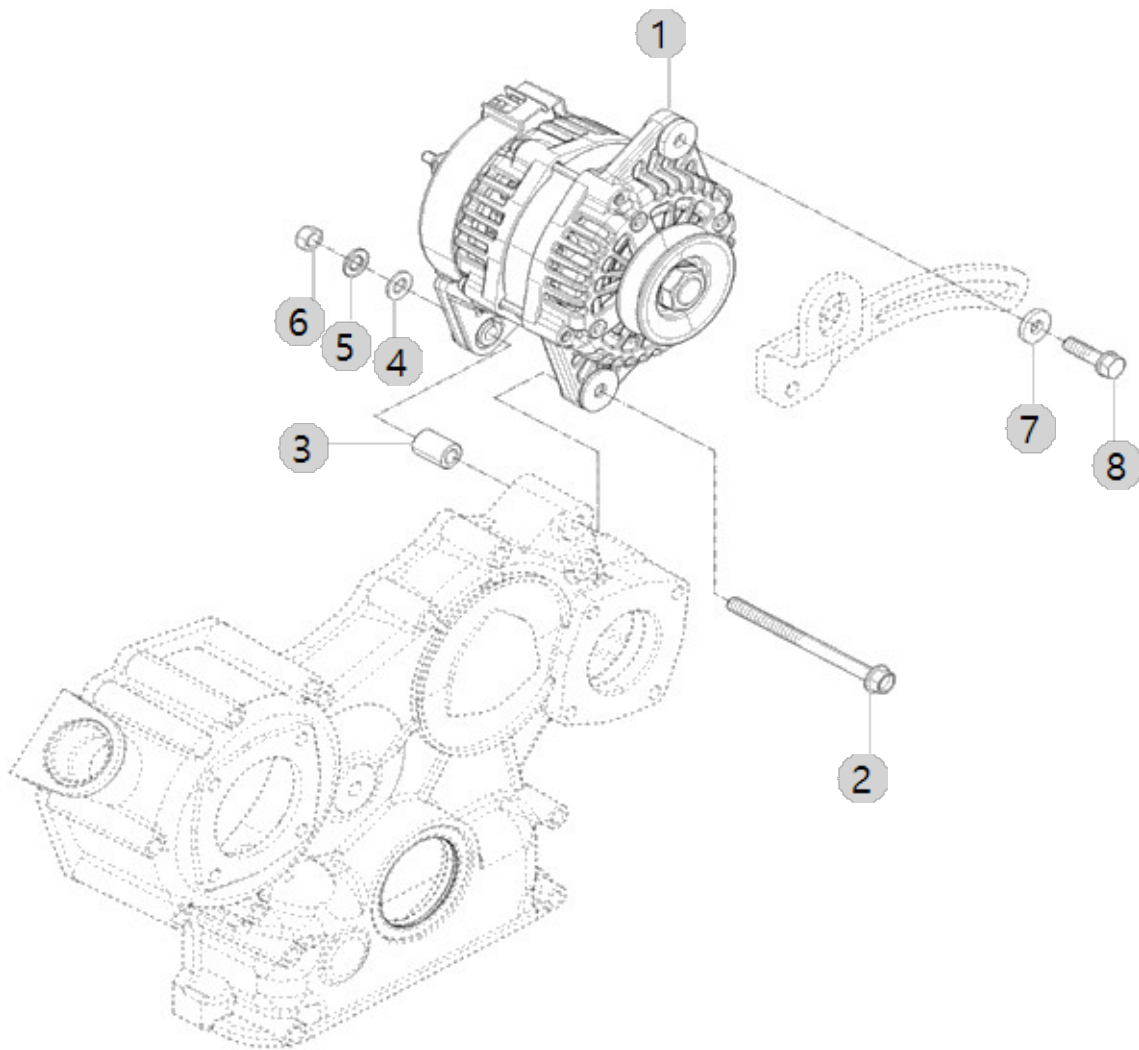
A08_006

A2300N2-ETC_5
(AB00329)

ALTERNATOR

Year/Month

2023-01-18



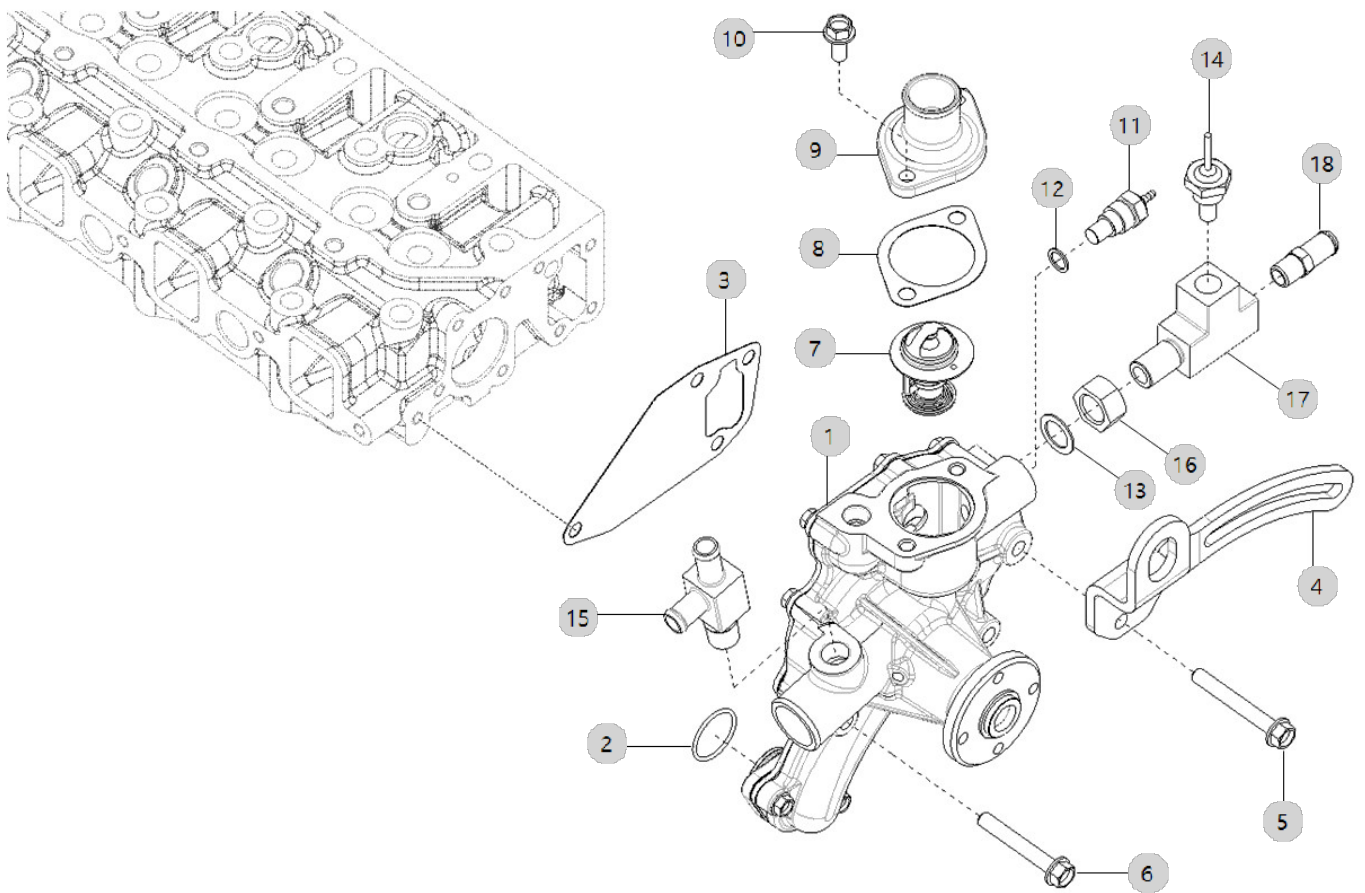
A09_007

A2300N2-ETC_5
(AB00329)

COOLING WATER PUMP

Year/Month

2023-01-18



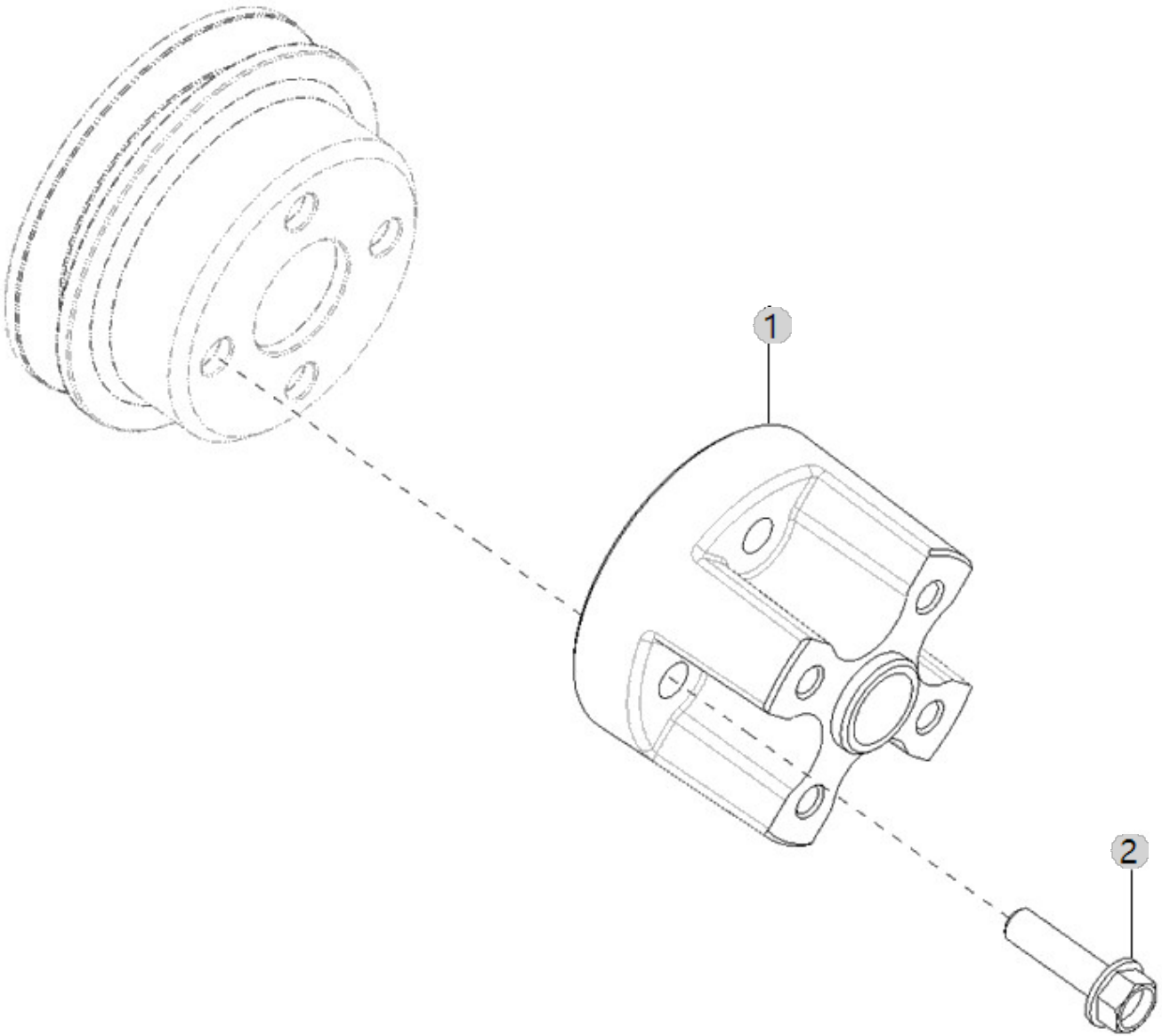
A10_008

A2300N2-ETC_5
(AB00329)

COOLING FAN SPACER

Year/Month

2023-01-18



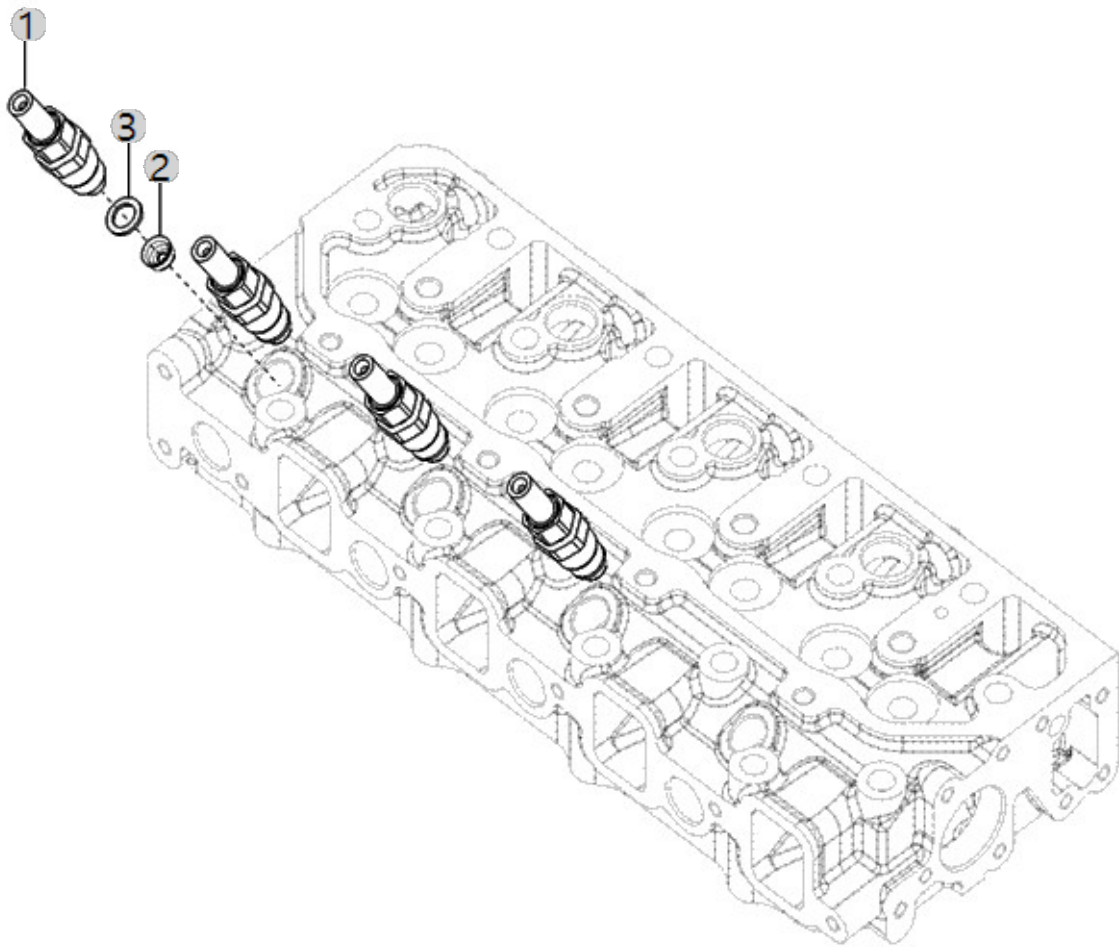
A11_007

A2300N2-ETC_5
(AB00329)

INJECTOR

Year/Month

2023-01-18



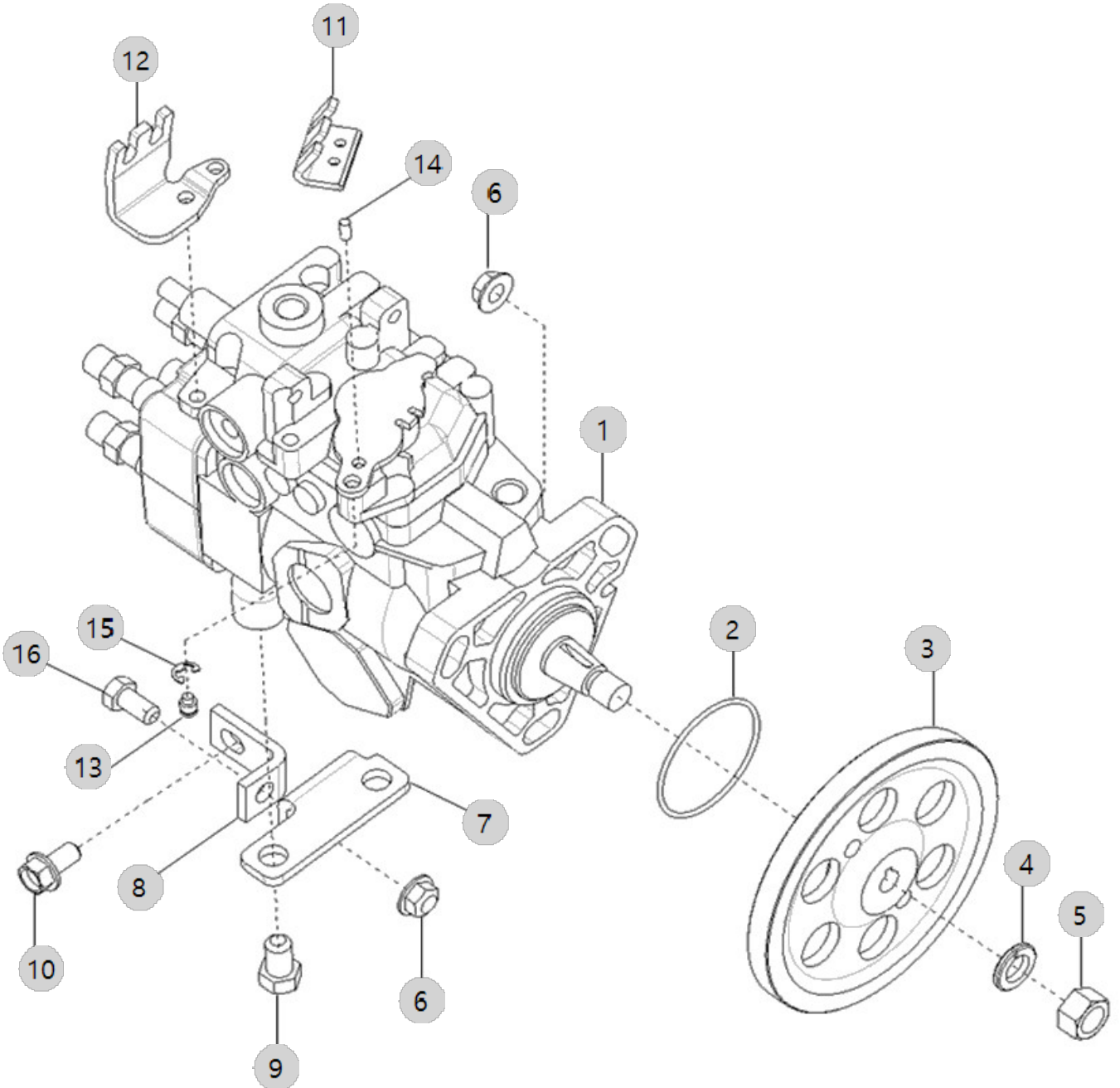
A12_017

A2300N2-ETC_5
(AB00329)

FUEL INJECTOR

Year/Month

2023-01-18



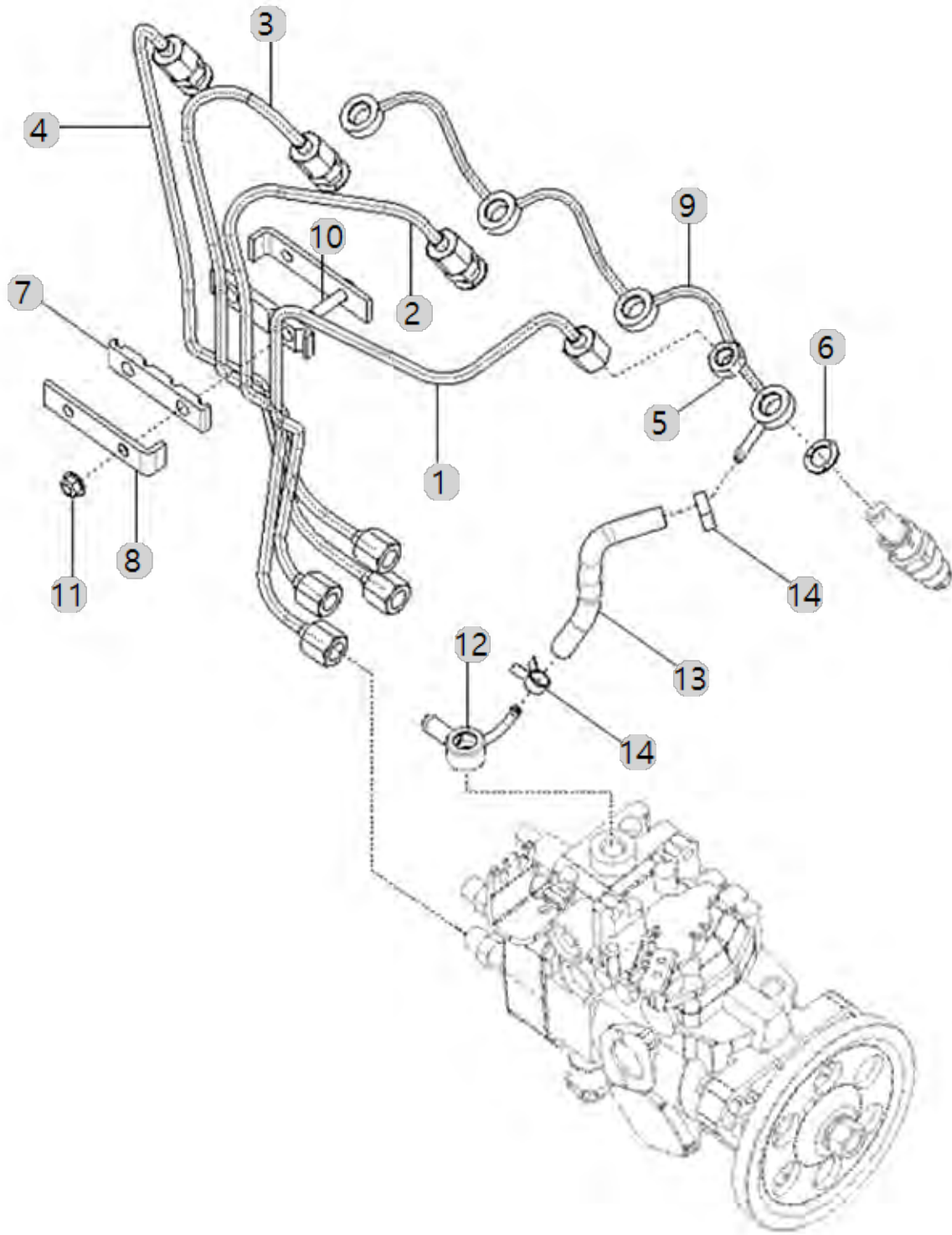
A13_005

A2300N2-ETC_5
(AB00329)

PLUMBING, FUEL

Year/Month

2023-01-18



A13_005 A2300N2-ETC_5 (AB00329)		PLUMBING, FUEL				Year/Month 2023-01-18
순번 (NO)	부품번호 (PART NO)	품명 (PART NAME)	품명 (PART NAME)	수량 (QTY)	규격 (SPEC)	비고 (REMARK)
1	HRA150050DB0	299,A202322,연료파이프조합(A)	PIPE ASSY, FUEL SUPPLY A	1		
1	HRA150050DB0	299,A202322,연료파이프조합(A)	PIPE ASSY, FUEL SUPPLY A	1		
1	HRA150050DB0	299,A202322,연료파이프조합(A)	PIPE ASSY, FUEL SUPPLY A	1		
1	HRA150050DC0	연료파이프조합(A)	TUBE,INJECTOR FUEL SUPPLY	1		
2	HRA150060DB0	300,A202322,연료파이프조합(B)	PIPE ASSY, FUEL SUPPLY (B)	1		
2	HRA150060DC0	연료파이프조합(B)	TUBE,INJECTOR FUEL SUPPLY	1		
2	HRA150060DB0	300,A202322,연료파이프조합(B)	PIPE ASSY, FUEL SUPPLY (B)	1		
2	HRA150060DB0	300,A202322,연료파이프조합(B)	PIPE ASSY, FUEL SUPPLY (B)	1		
3	HRA150070DB0	301,A202322,연료파이프조합(C)	PIPE ASSY, FUEL SUUPPLY C	1		
3	HRA150070DB0	301,A202322,연료파이프조합(C)	PIPE ASSY, FUEL SUUPPLY C	1		
3	HRA150070DC0	연료파이프조합(C)	TUBE,INJECTOR FUEL SUPPLY	1		
3	HRA150070DB0	301,A202322,연료파이프조합(C)	PIPE ASSY, FUEL SUUPPLY C	1		
4	HRA150080DB0	302,A202322,연료파이프조합(D)	PIPE ASSY, FUEL SUPPLY D	1		
4	HRA150080DB0	302,A202322,연료파이프조합(D)	PIPE ASSY, FUEL SUPPLY D	1		
4	HRA150080DC0	연료파이프조합(D)	TUBE,INJECTOR FUEL SUPPLY	1		
4	HRA150080DB0	302,A202322,연료파이프조합(D)	PIPE ASSY, FUEL SUPPLY D	1		
5	HK13450000A4	육각고정너트	NUT,REGULARHEXAGON	4	M12X1.5	
5	HK13450000A4	육각고정너트	NUT,REGULARHEXAGON	4	M12X1.5	
5	HK13450000A4	육각고정너트	NUT,REGULARHEXAGON	4	M12X1.5	
5	HK13450000A4	육각고정너트	NUT,REGULARHEXAGON	4	M12X1.5	
6	HK13440000A4	306,ALL,패킹(조인트)(와류실)	GASKET,FUELMANIFOLD	4		
6	HK13440000A4	306,ALL,패킹(조인트)(와류실)	GASKET,FUELMANIFOLD	4		
6	HK13440000A4	306,ALL,패킹(조인트)(와류실)	GASKET,FUELMANIFOLD	4		
6	HK13440000A4	306,ALL,패킹(조인트)(와류실)	GASKET,FUELMANIFOLD	4		
7	HRA1502700A4	462,ALL,브래킷고무	RUBBER,BRACKET	2		
7	HRA1502700A4	462,ALL,브래킷고무	RUBBER,BRACKET	2		
7	HRA1502700A4	462,ALL,브래킷고무	RUBBER,BRACKET	2		
7	HRA1502700A4	462,ALL,브래킷고무	RUBBER,BRACKET	2		
8	HRA1502800A4	브래킷판	CLAMP,TUBE	1	T 3.2	
8	HRA1502800A4	브래킷판	CLAMP,TUBE	1	T 3.2	
8	HRA1502800A4	브래킷판	CLAMP,TUBE	2	T 3.2	
8	HRA1502800A4	브래킷판	CLAMP,TUBE	1	T 3.2	
8	HRA1502800B4	브래킷판	CLAMP,TUBE	2	T 3.2	
9	HRA1500900C3	퇴유파이프조합	PIPE ASSY, FUEL RETURN	1		
9	HRA1500900C3	퇴유파이프조합	PIPE ASSY, FUEL RETURN	1		
9	HRA1500900D3	퇴유파이프조합	PIPE ASSY, FUEL	1		
9	HRA1500900C3	퇴유파이프조합	PIPE ASSY, FUEL RETURN	1		
10	HRA1502600B4	브래킷(연료파이프)	BRACKET,PIPE	1		
10	HRA1502600B4	브래킷(연료파이프)	BRACKET,PIPE	1		
10	HRA1502600B4	브래킷(연료파이프)	BRACKET,PIPE	1		
10	HRA1502600B4	브래킷(연료파이프)	BRACKET,PIPE	1		
11	26367-060002	플랜지너트	Nut, Hexa (Φ6)	2	M6XP1.0	
11	26367-060002	플랜지너트	Nut, Hexa (Φ6)	2	M6XP1.0	
11	26367-060002	플랜지너트	Nut, Hexa (Φ6)	2	M6XP1.0	
11	26367-060002	플랜지너트	Nut, Hexa (Φ6)	2	M6XP1.0	

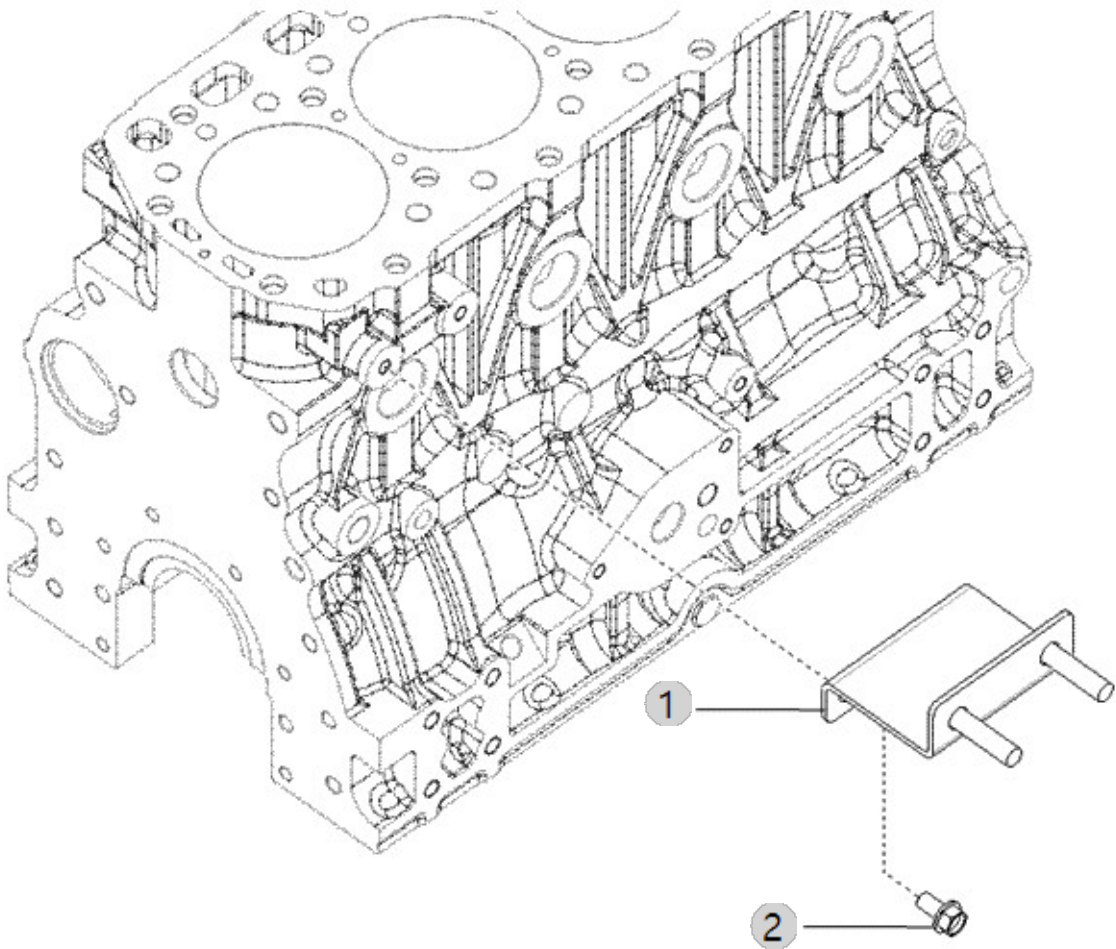
A14_003

A2300N2-ETC_5
(AB00329)

FUEL FILTER BRACKET

Year/Month

2023-01-18



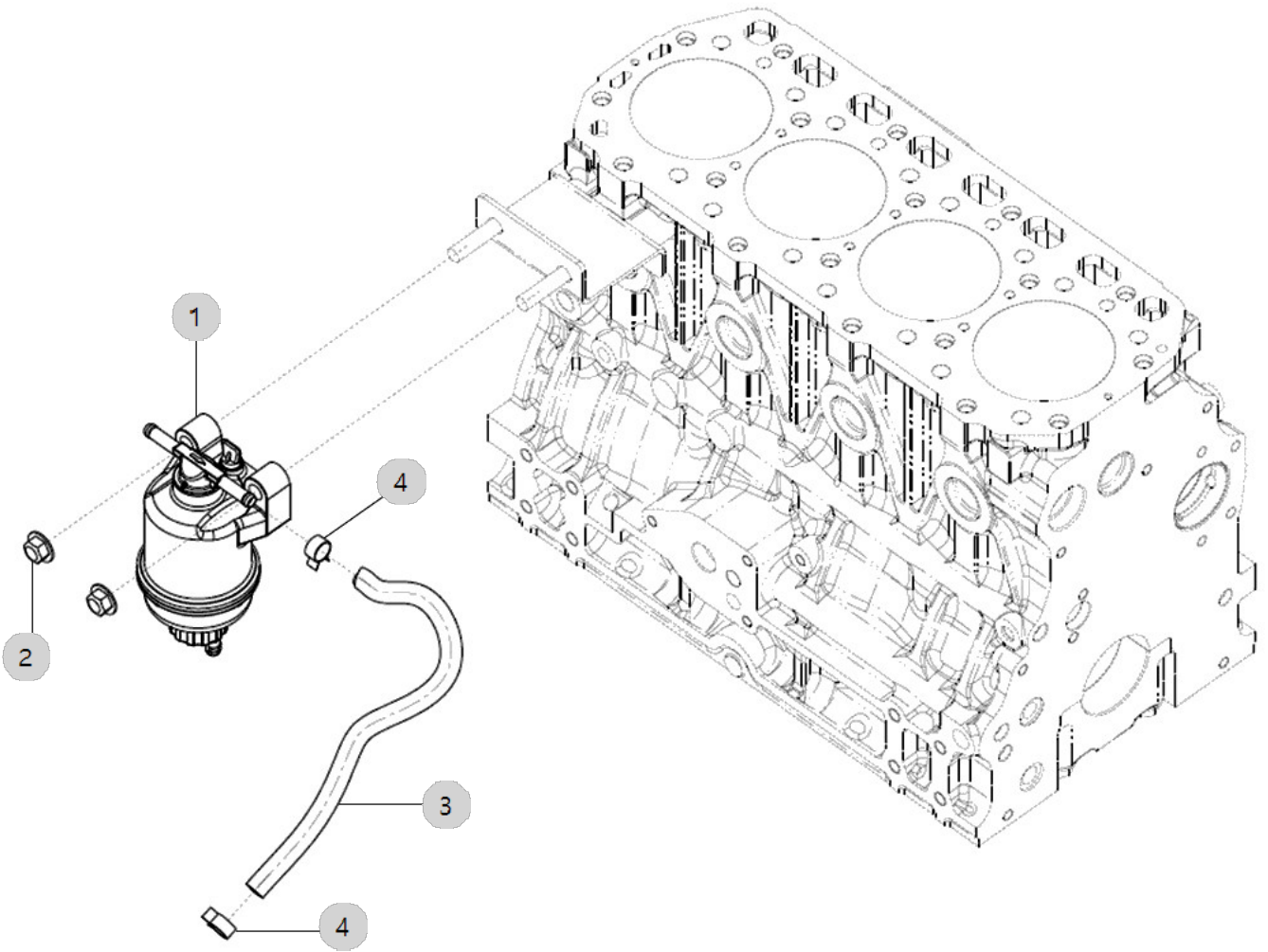
A16_018

A2300N2-ETC_5
(AB00329)

FUEL FILTER ASS'Y OPTION

Year/Month

2023-01-18



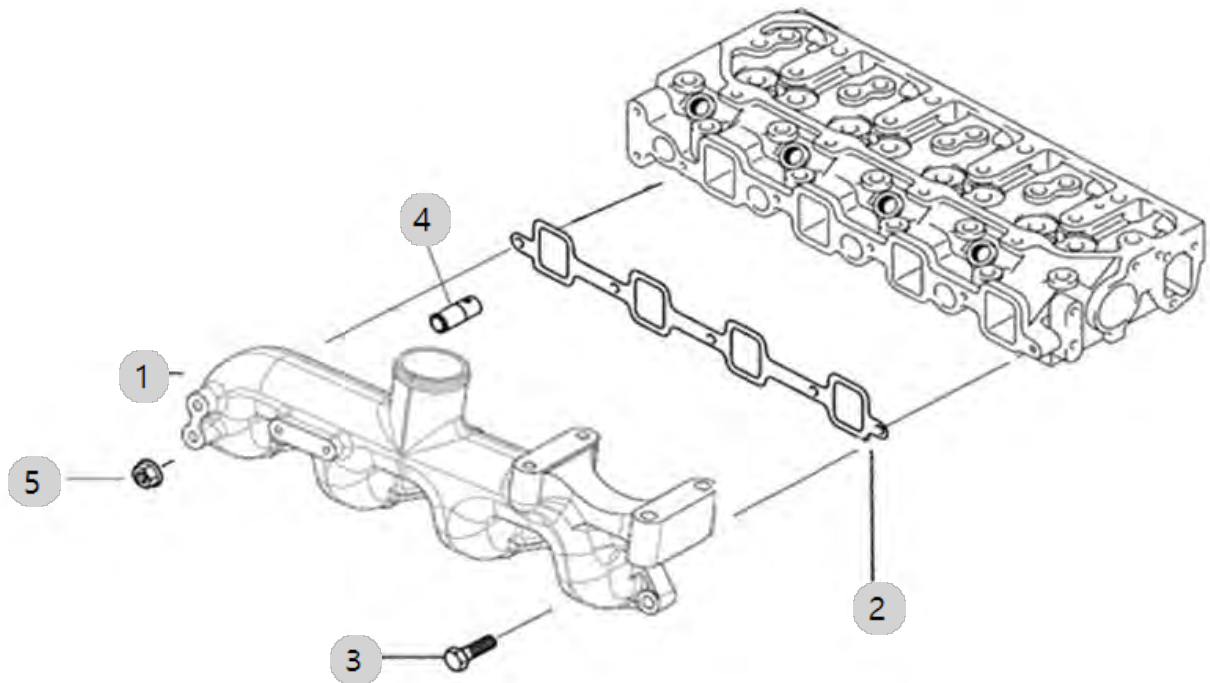
A17_012

A2300N2-ETC_5
(AB00329)

INTAKE MANIFOLD ASS'Y OPTION

Year/Month

2023-01-18



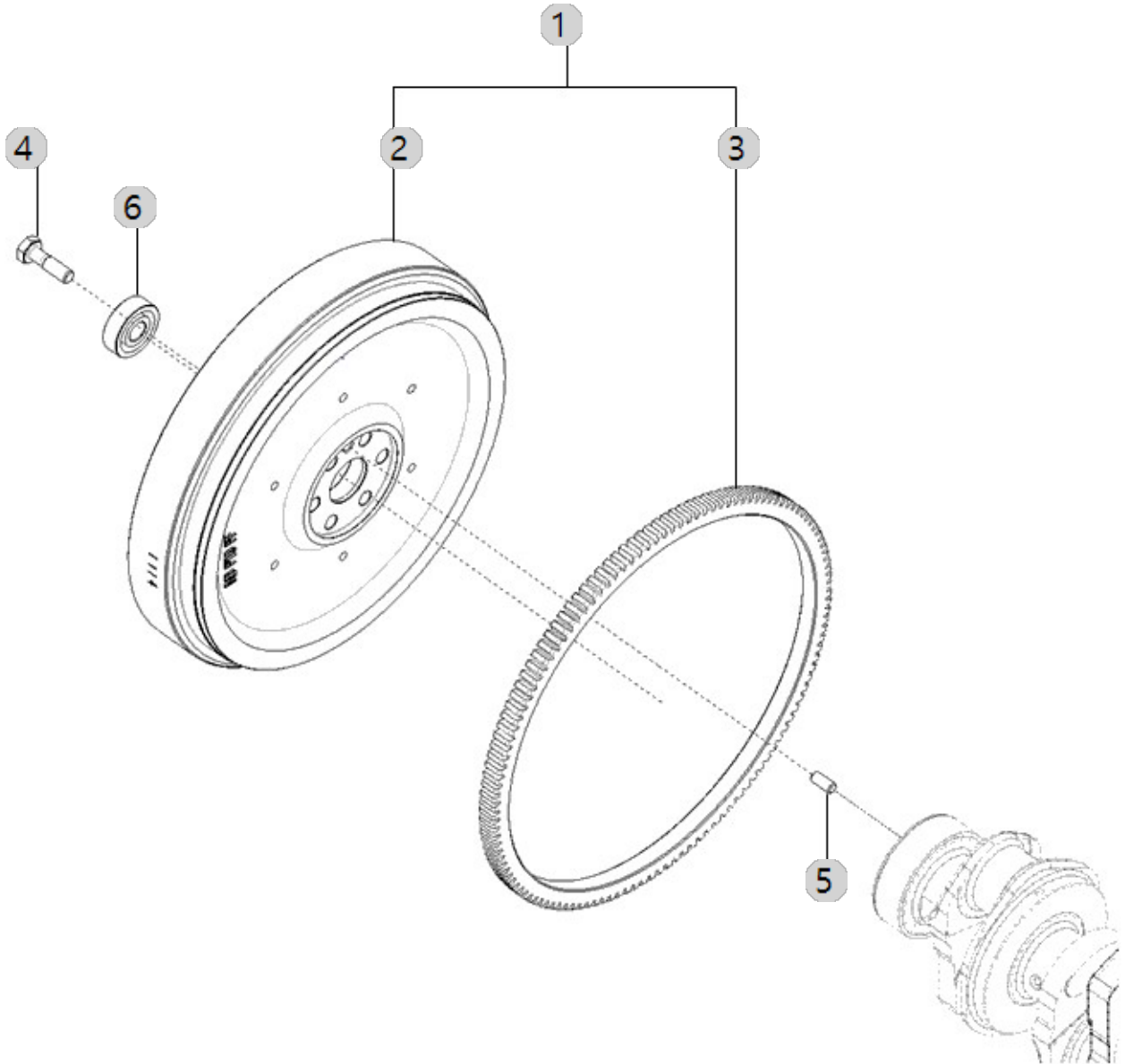
A18_011

A2300N2-ETC_5
(AB00329)

FLYWHEEL

Year/Month

2023-01-18



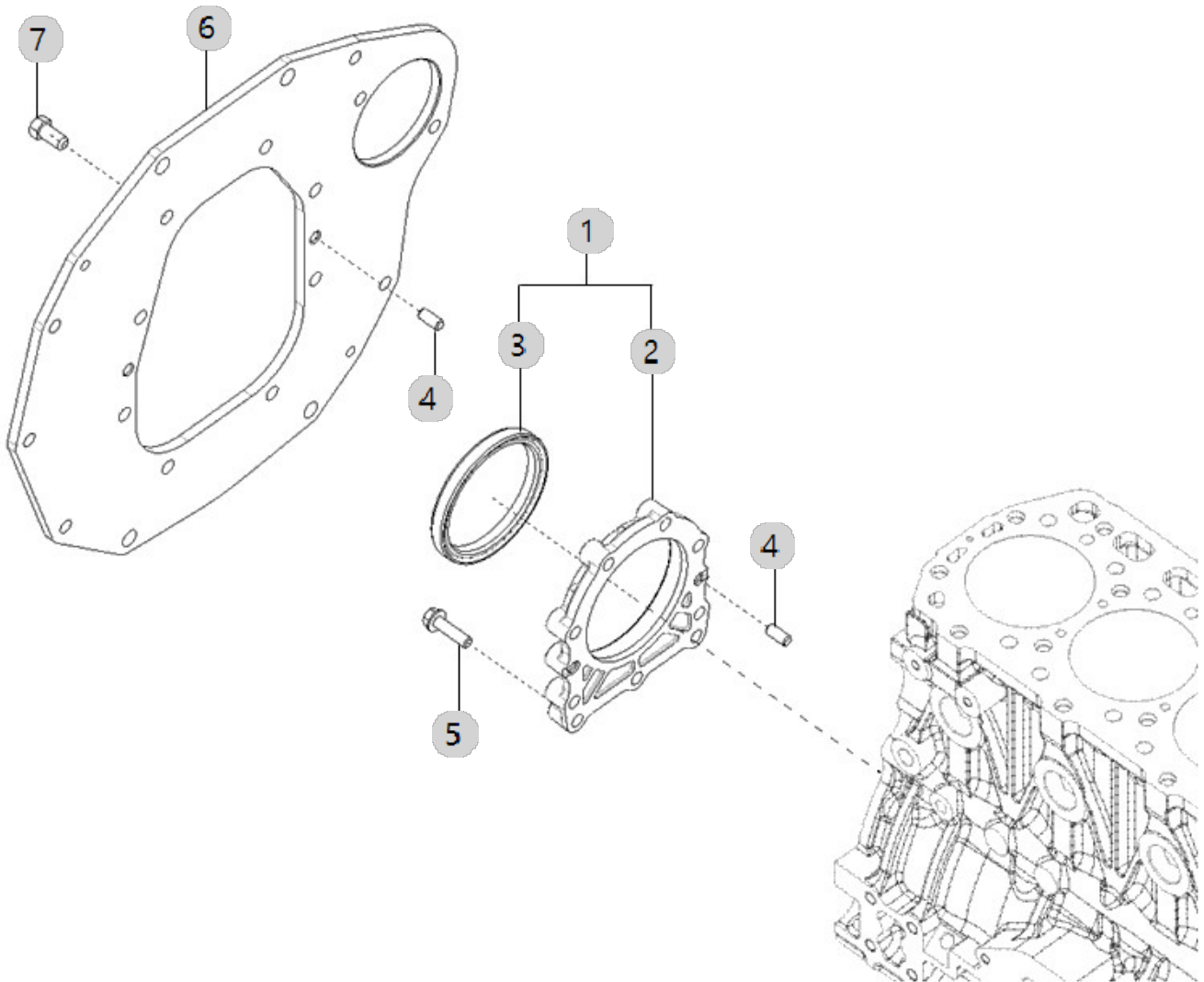
A19_009

A2300N2-ETC_5
(AB00329)

FLYWHEEL HOUSING

Year/Month

2023-01-18



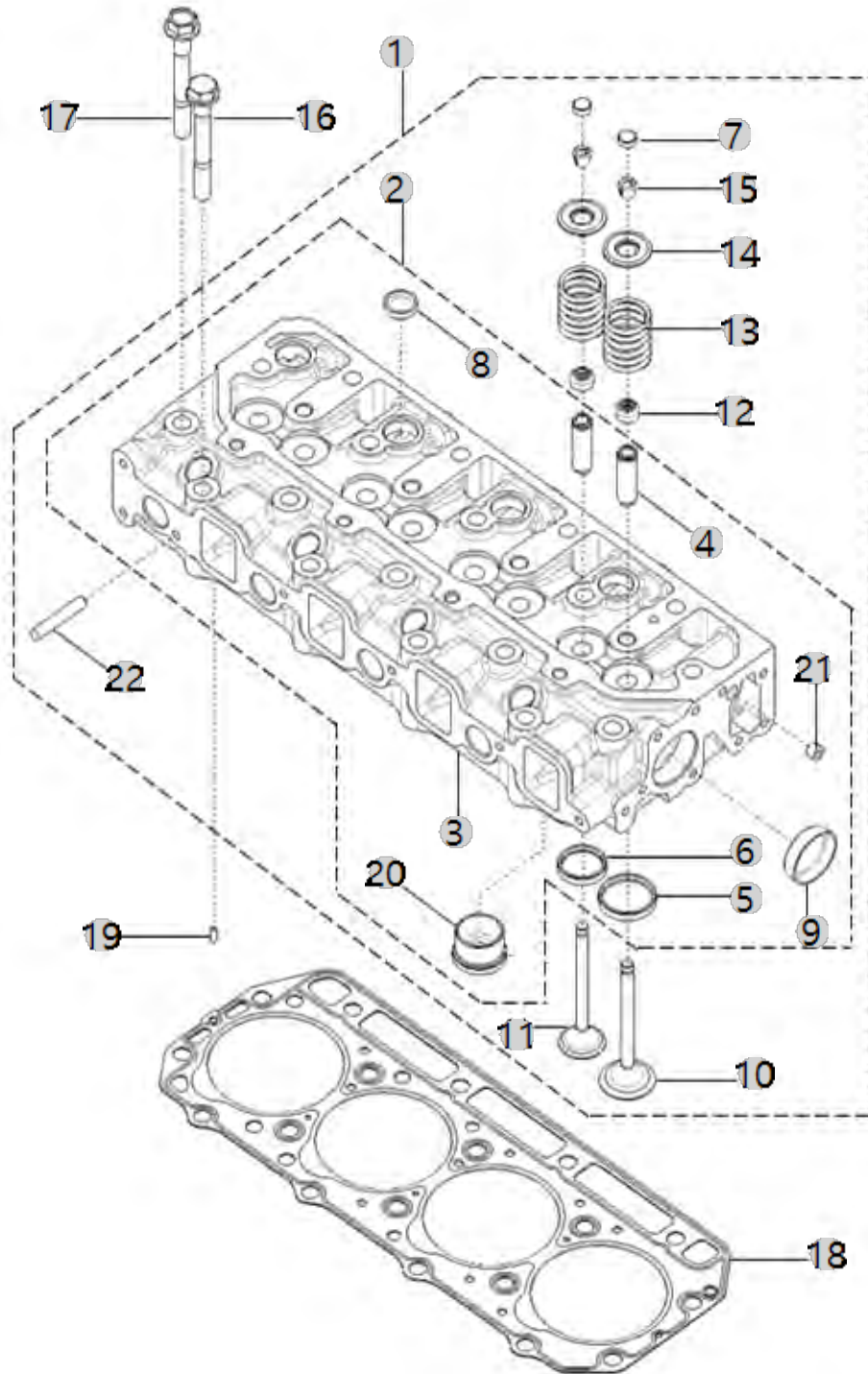
A20_010

A2300N2-ETC_5
(AB00329)

HEAD, CYLINDER

Year/Month

2023-01-18



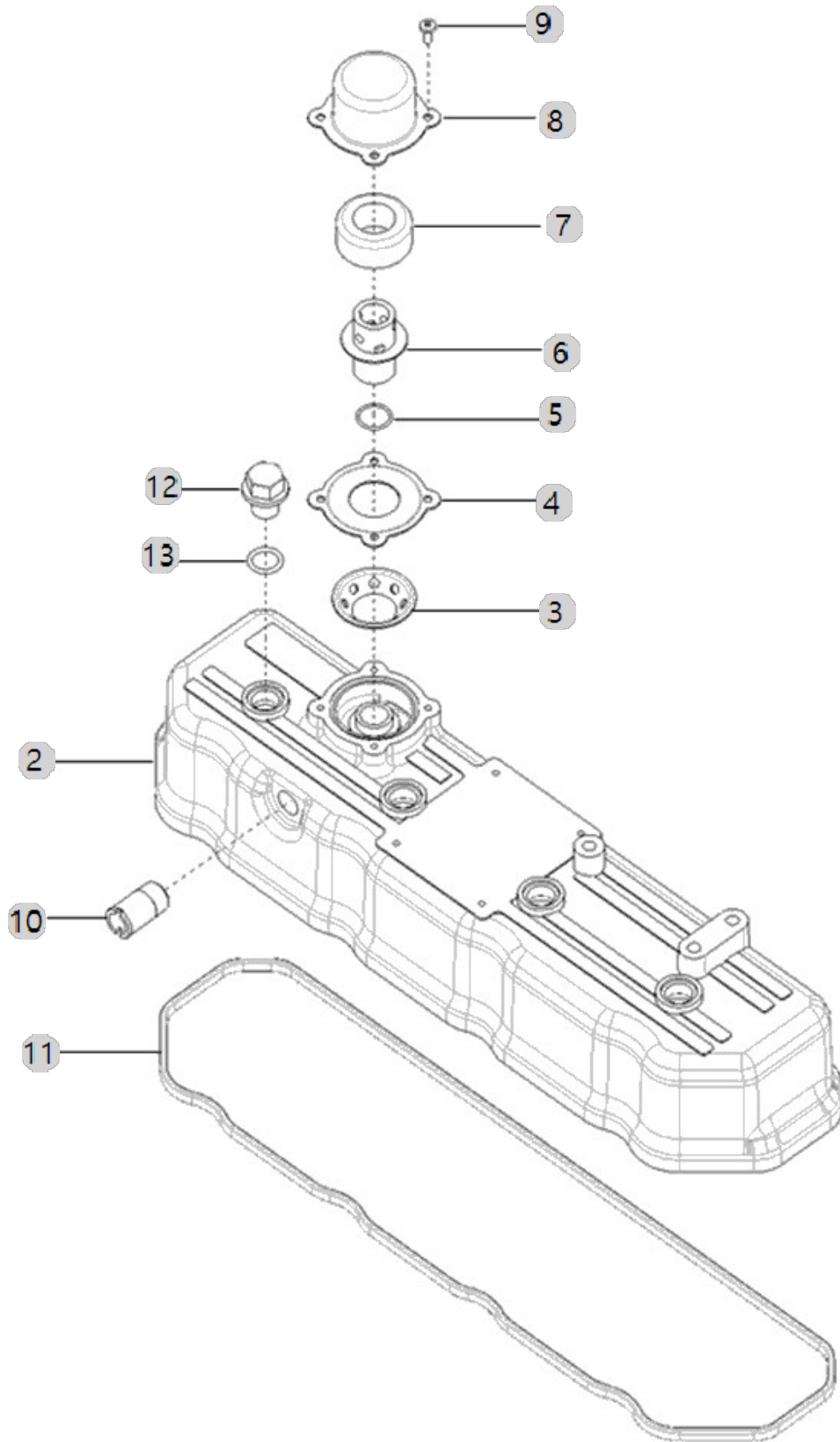
A21_004

A2300N2-ETC_5
(AB00329)

HEAD COVER

Year/Month

2023-01-18



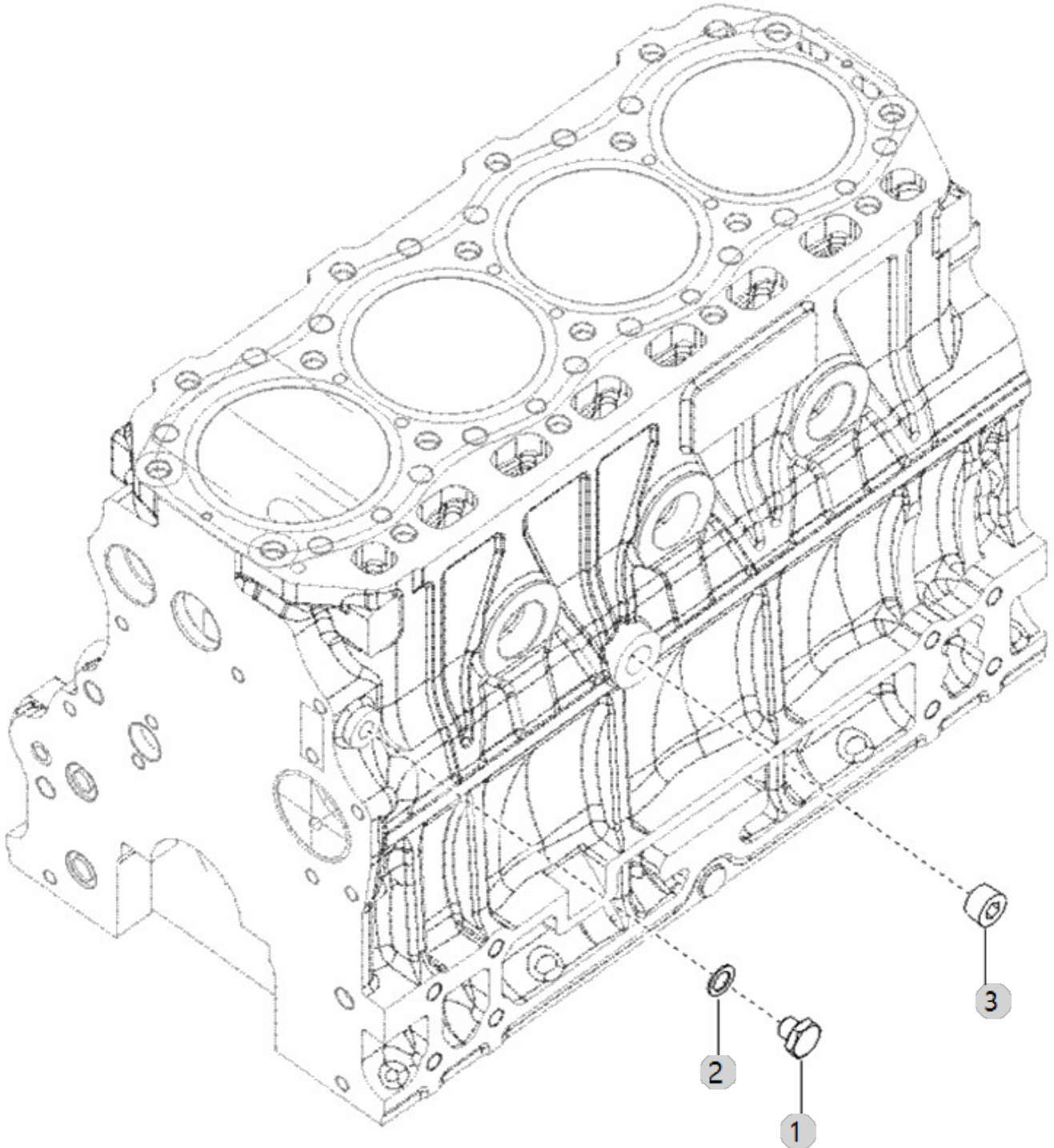
A23_009

A2300N2-ETC_5
(AB00329)

TURBOCHARGER SUPPORT ASS'Y OPTION

Year/Month

2023-01-18



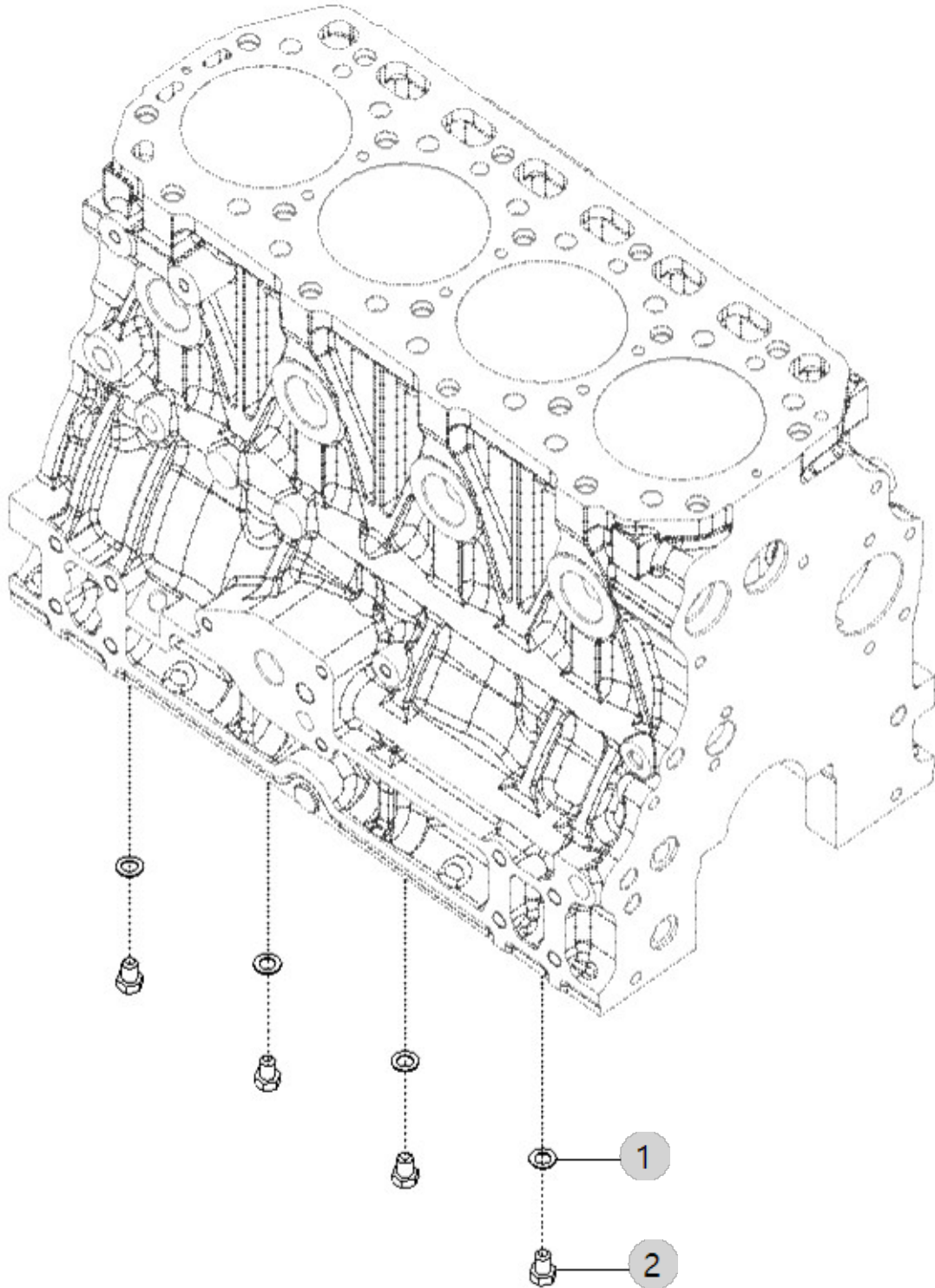
A25_002

A2300N2-ETC_5
(AB00329)

OIL JET ASS'Y OPTION

Year/Month

2023-01-18



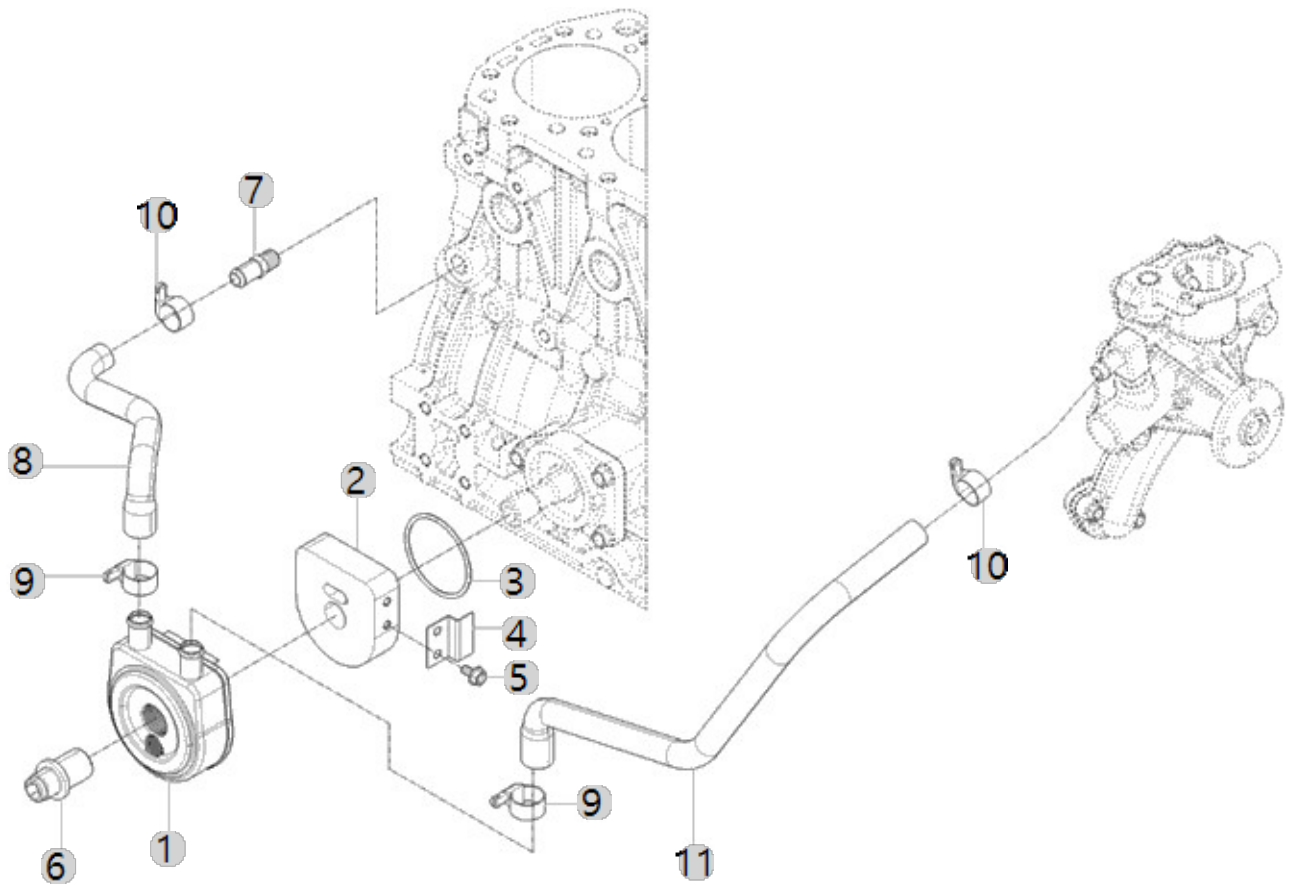
A26_005

A2300N2-ETC_5
(AB00329)

COOLER, ENGINE OIL

Year/Month

2023-01-18



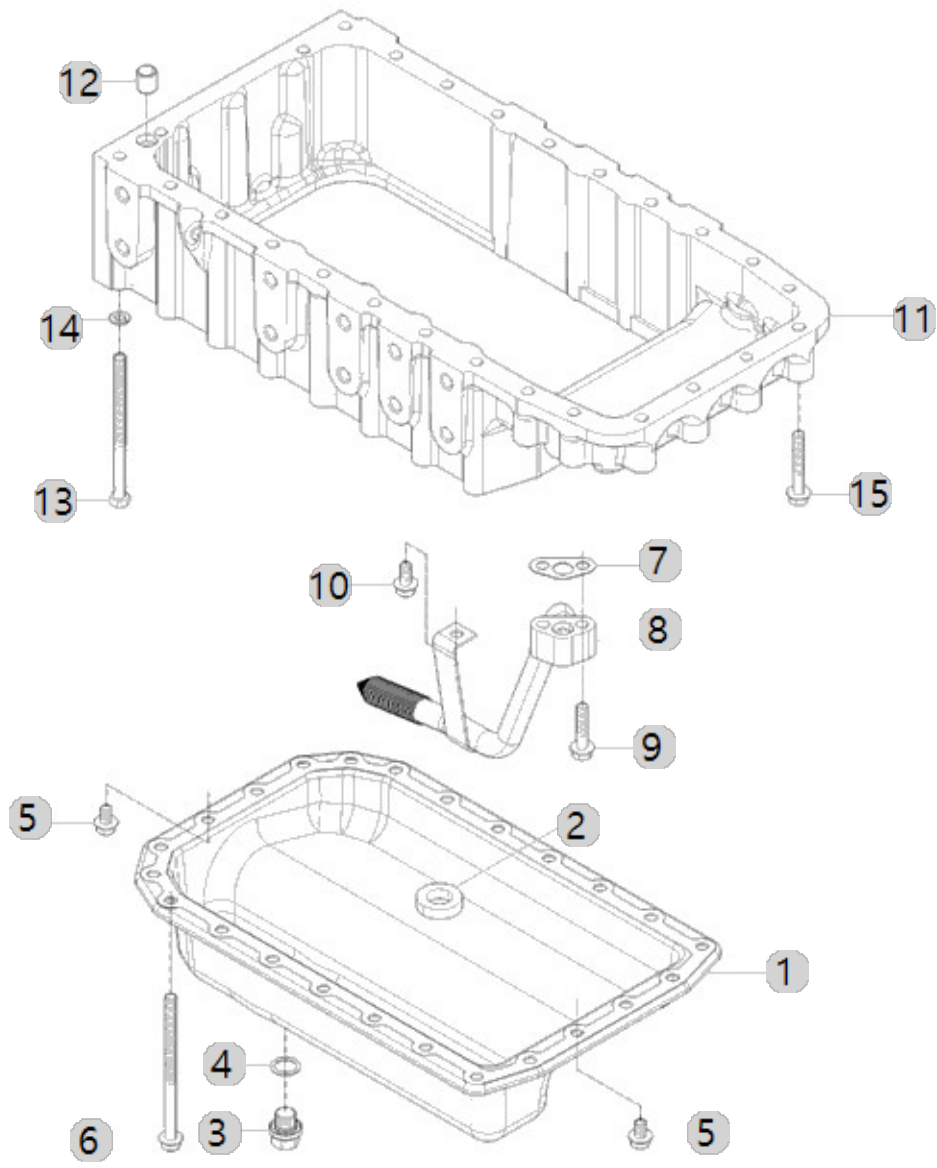
A27_010

A2300N2-ETC_5
(AB00329)

OIL PAN ASS'Y OPTION

Year/Month

2023-01-18



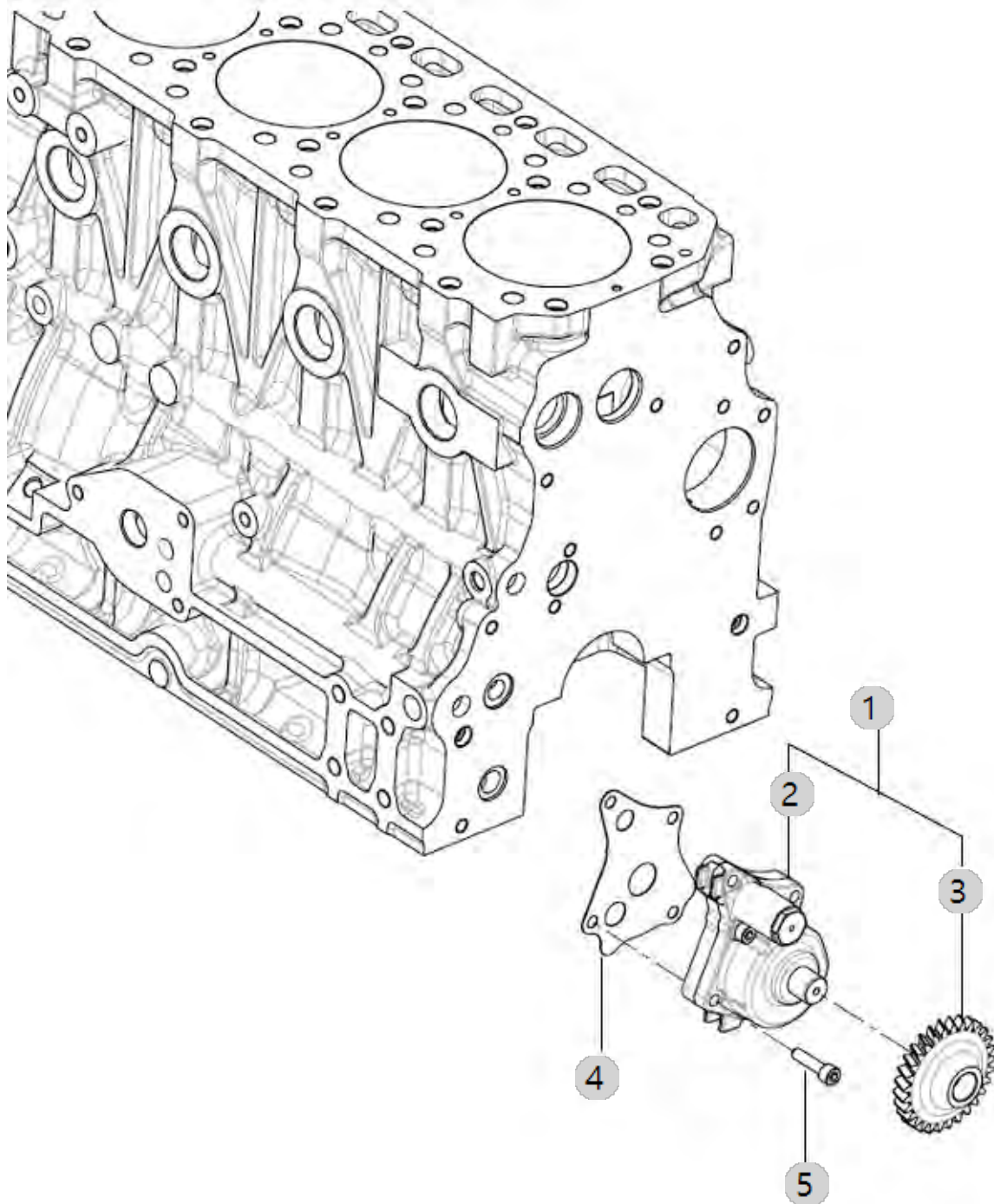
A28_001

A2300N2-ETC_5
(AB00329)

PUMP, LUBRICATING OIL

Year/Month

2023-01-18



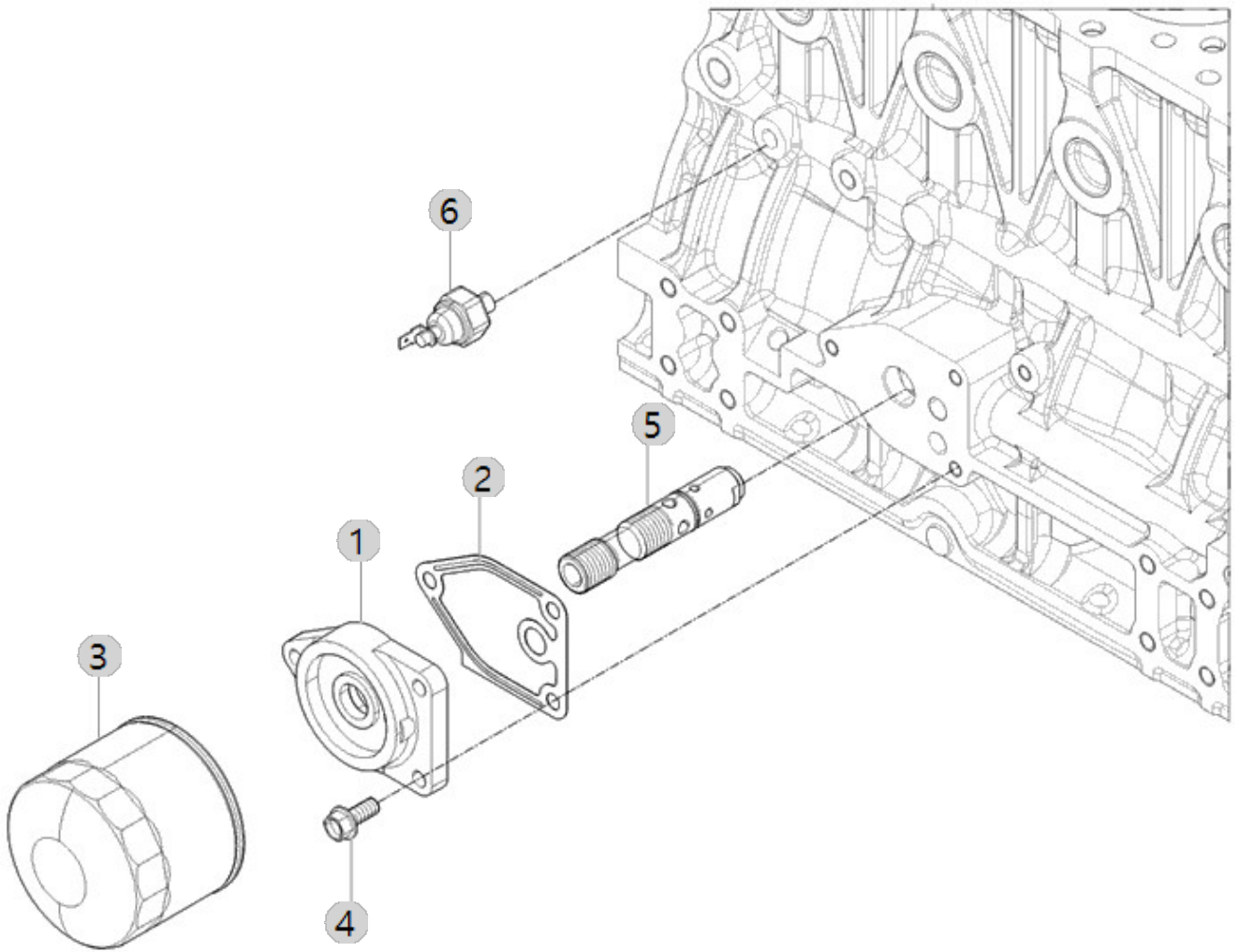
A29_005

A2300N2-ETC_5
(AB00329)

FILTER, LUBRICATING OIL

Year/Month

2023-01-18



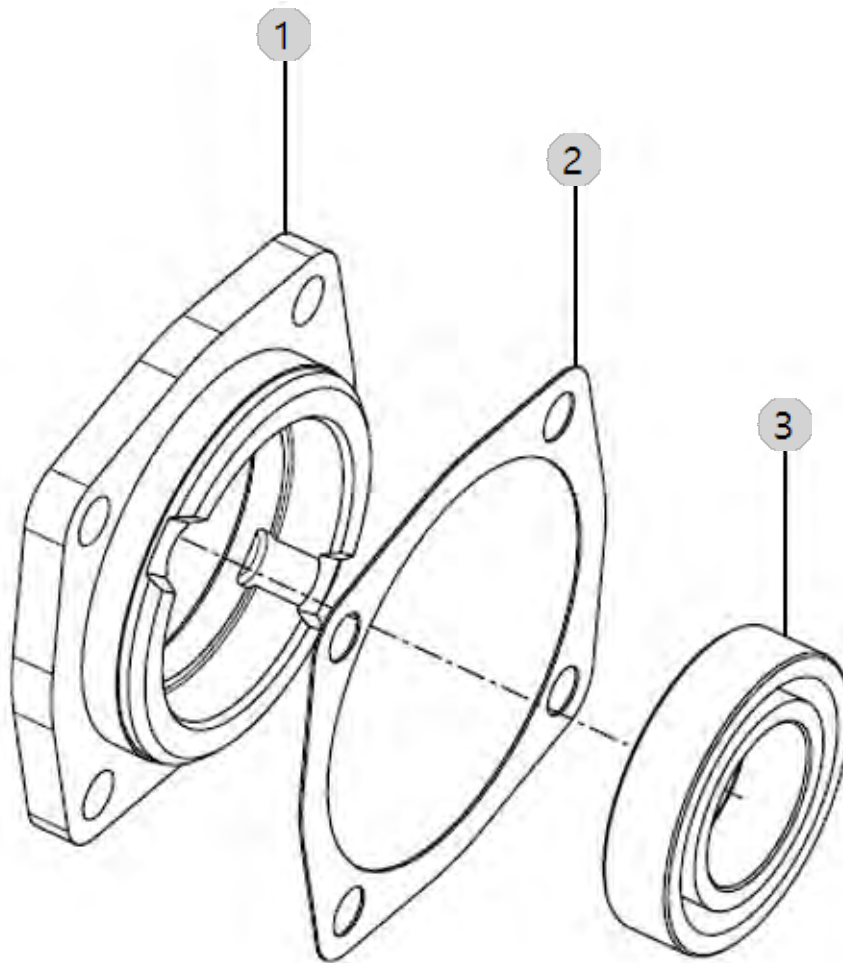
A30_003

A2300N2-ETC_5
(AB00329)

FRONT GEAR ACCESSORY DRIVE

Year/Month

2023-01-18



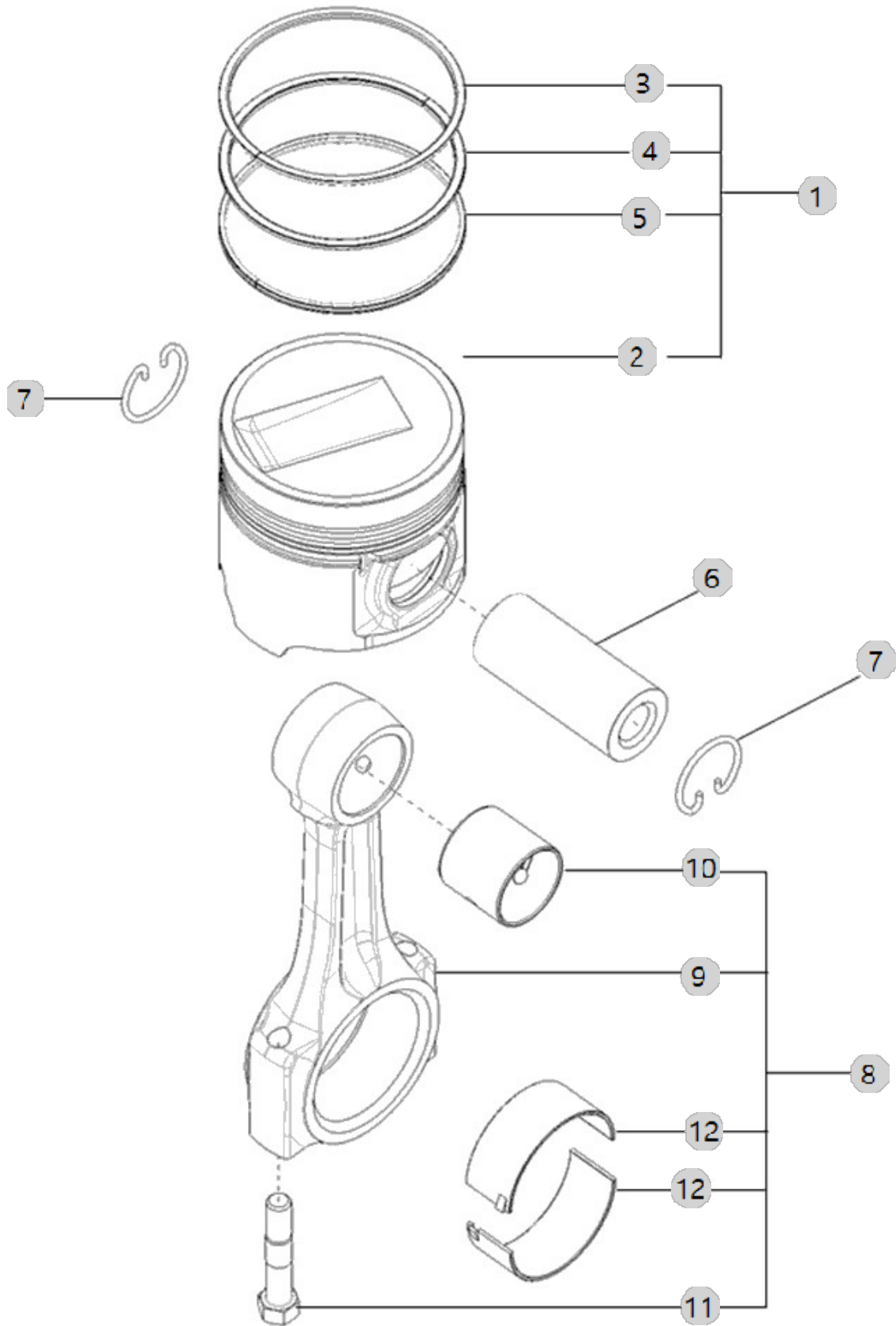
A31_007

A2300N2-ETC_5
(AB00329)

PISTON

Year/Month

2023-01-18



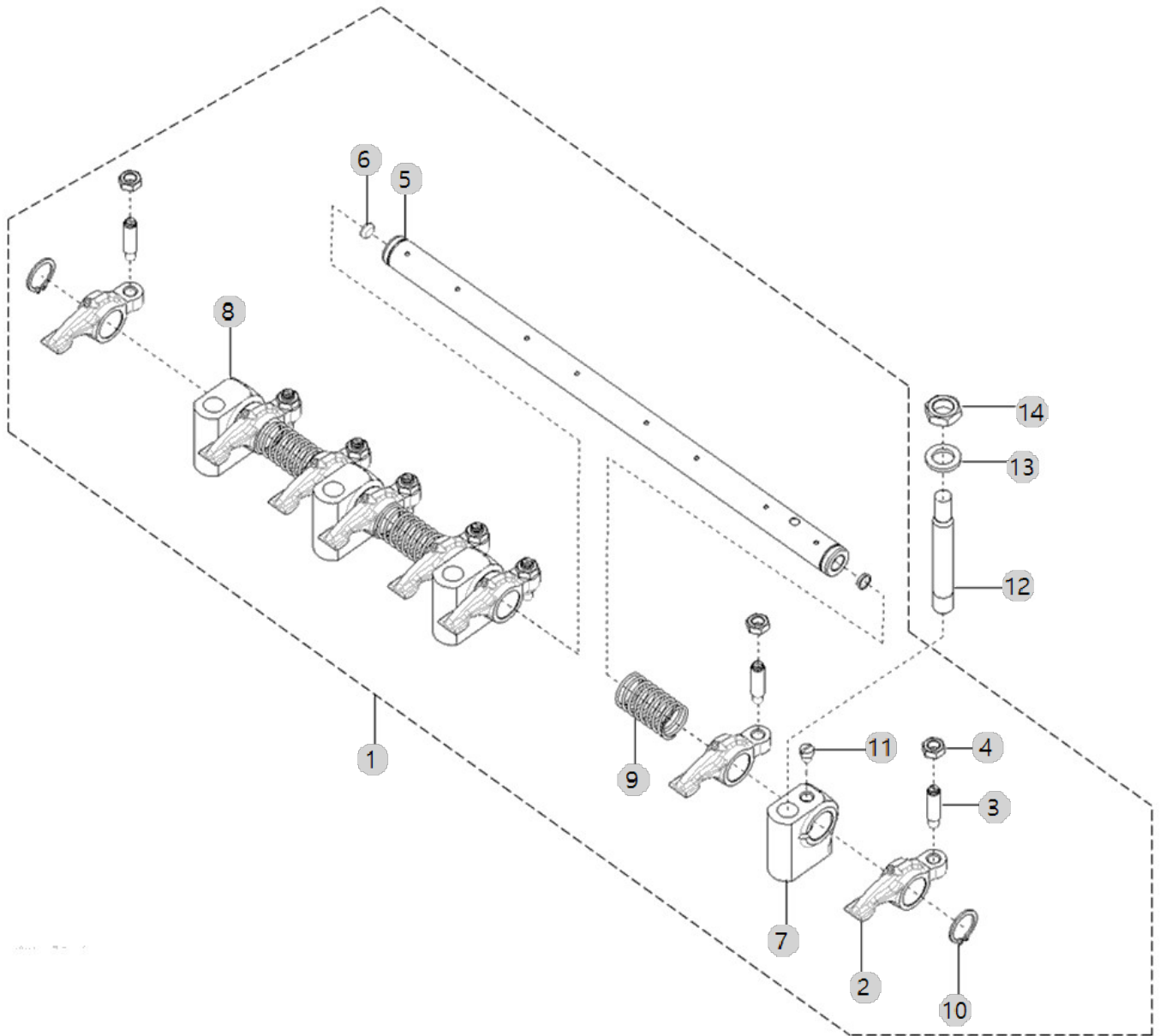
A32_003

A2300N2-ETC_5
(AB00329)

LEVER, LOCKER

Year/Month

2023-01-18



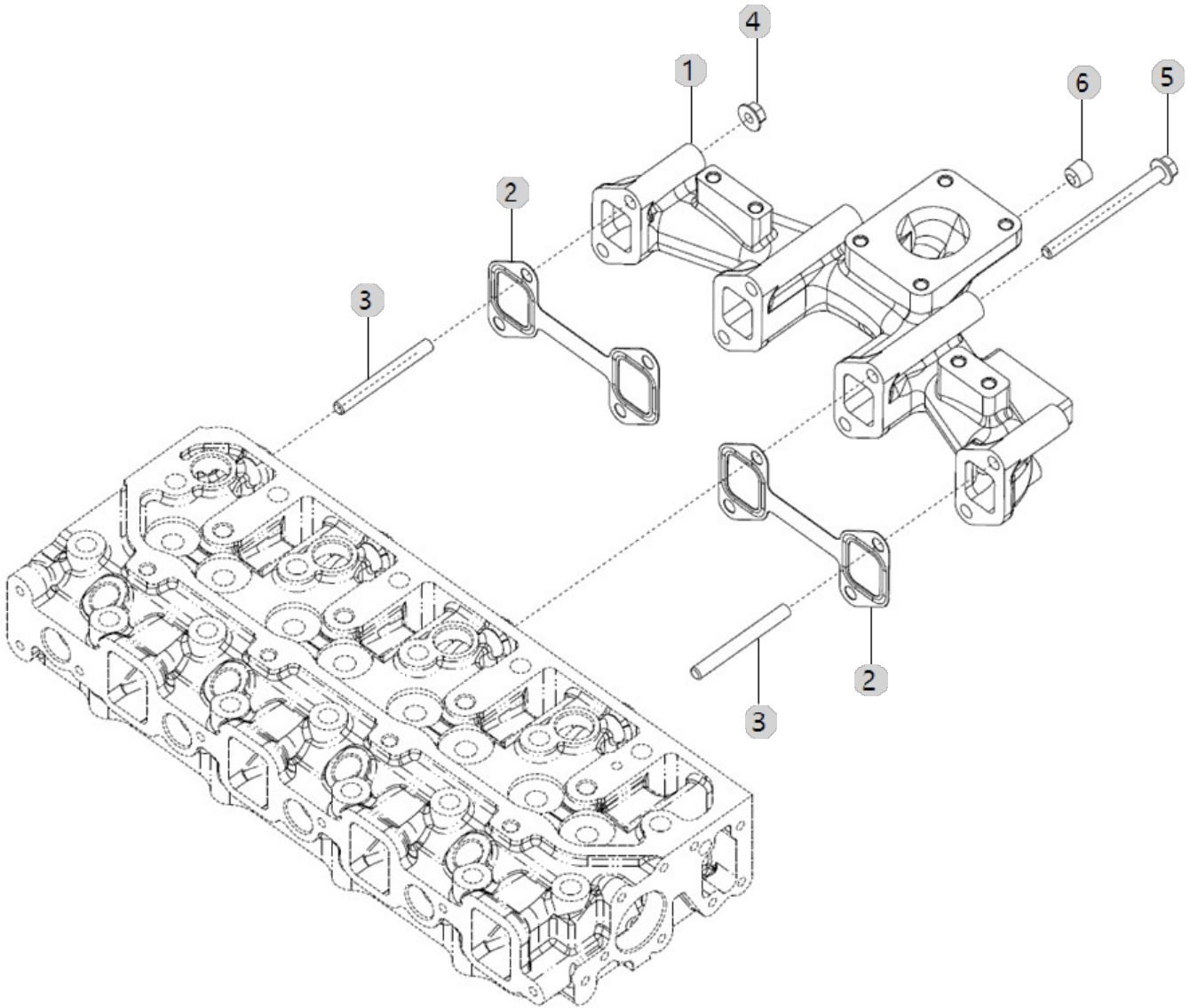
A33_013

A2300N2-ETC_5
(AB00329)

EXHAUST MANIFOLD

Year/Month

2023-01-18



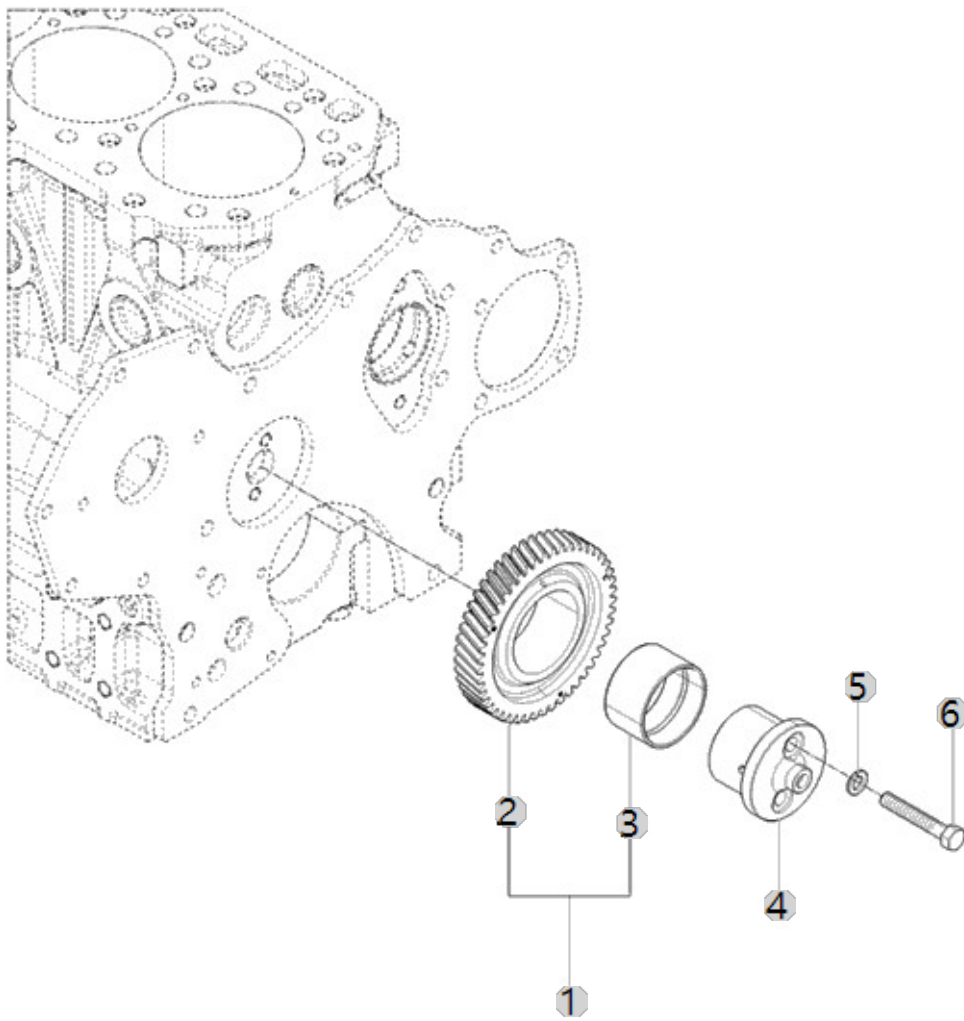
A35_002

A2300N2-ETC_5
(AB00329)

IDLE GEAR

Year/Month

2023-01-18



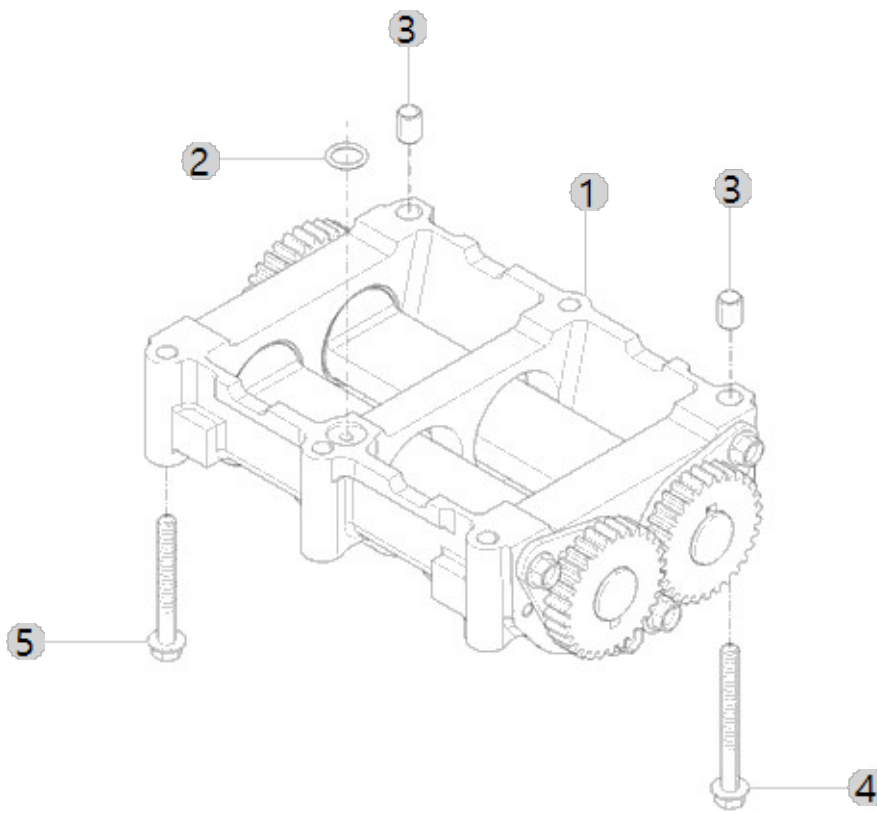
A37_001

A2300N2-ETC_5
(AB00329)

BALANCE ASS'Y

Year/Month

2023-01-18



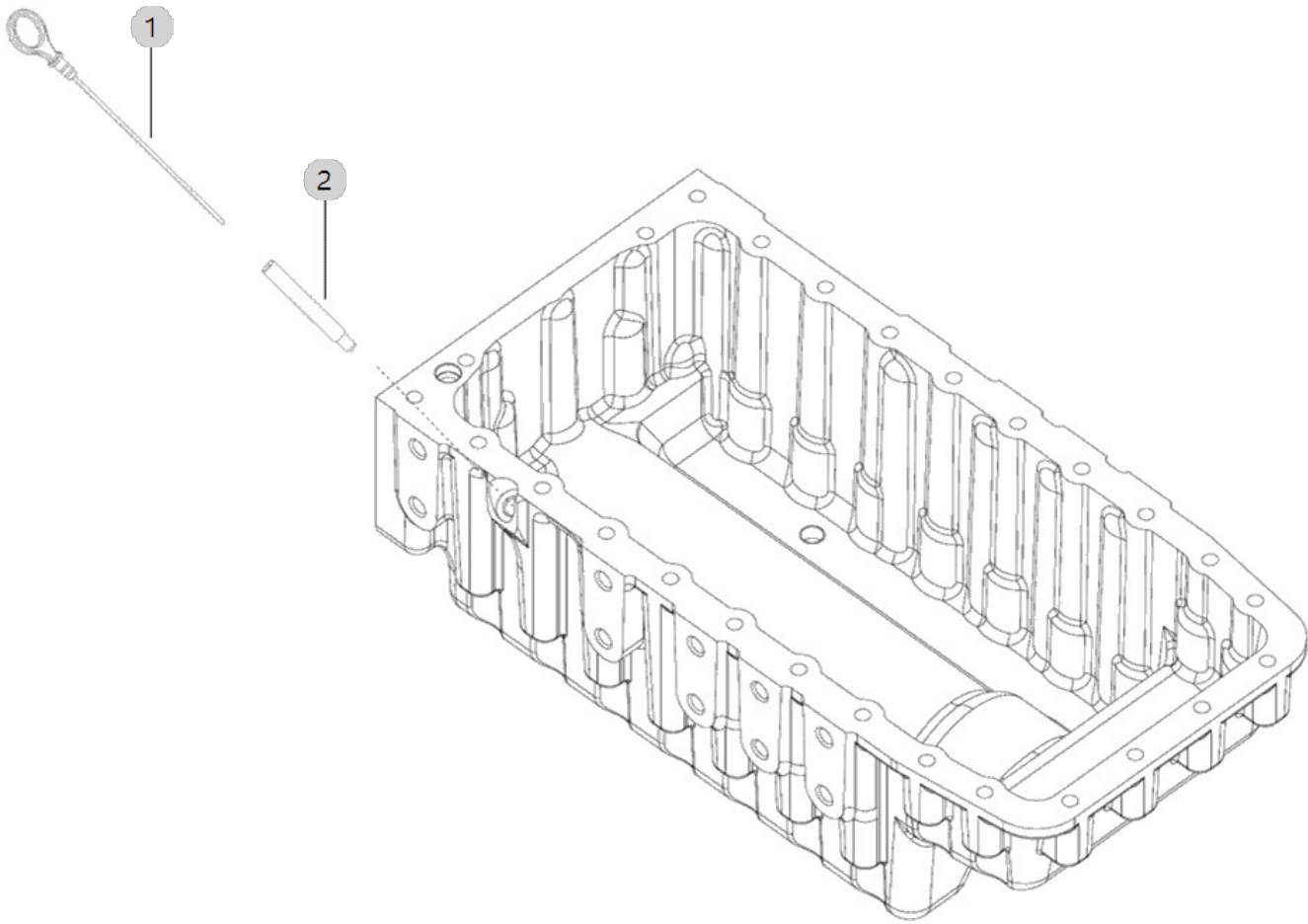
A38_007

A2300N2-ETC_5
(AB00329)

GAUGE, OIL LEVEL

Year/Month

2023-01-18



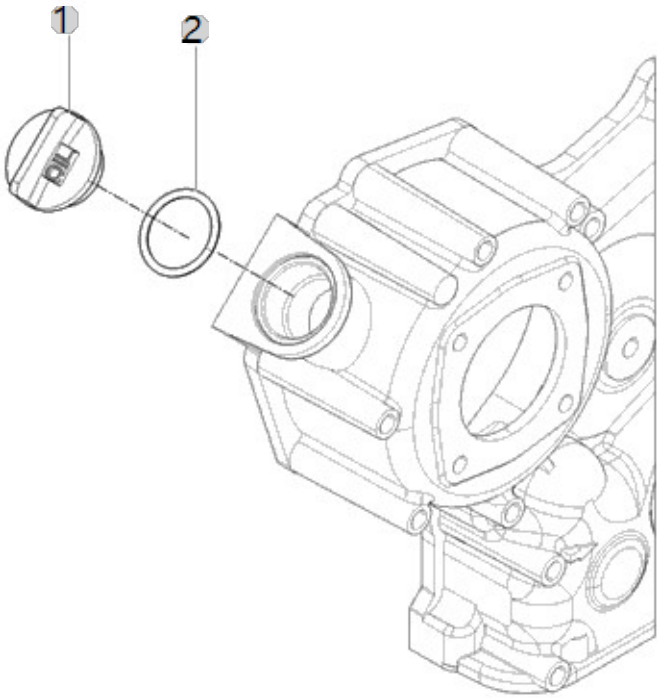
A39_001

A2300N2-ETC_5
(AB00329)

OIL FILLER CAP

Year/Month

2023-01-18



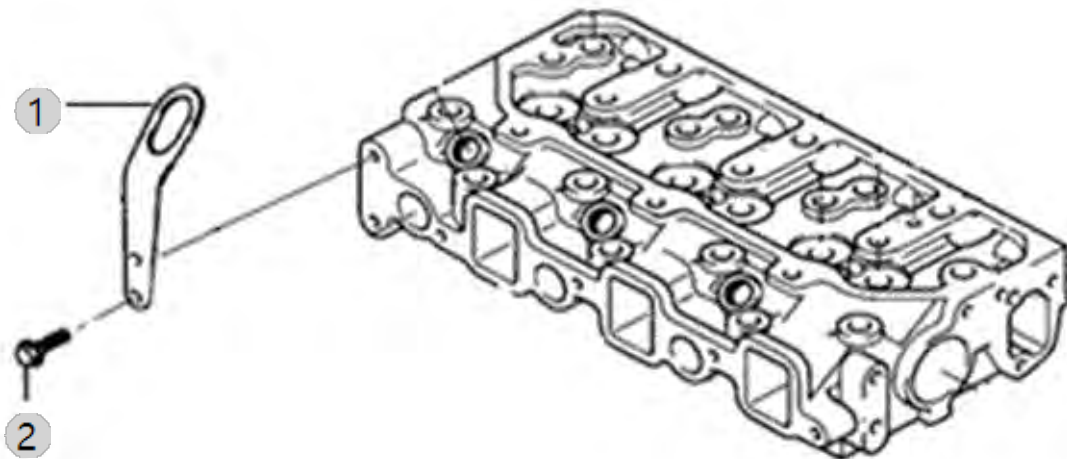
A40_003

A2300N2-ETC_5
(AB00329)

LIFT ASS'Y OPTION

Year/Month

2023-01-18



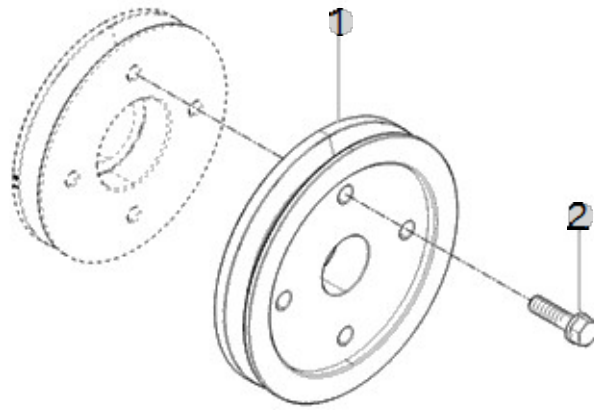
A41_001

A2300N2-ETC_5
(AB00329)

COMP,DRIVE PULLEY ASS'Y OPTION

Year/Month

2023-01-18



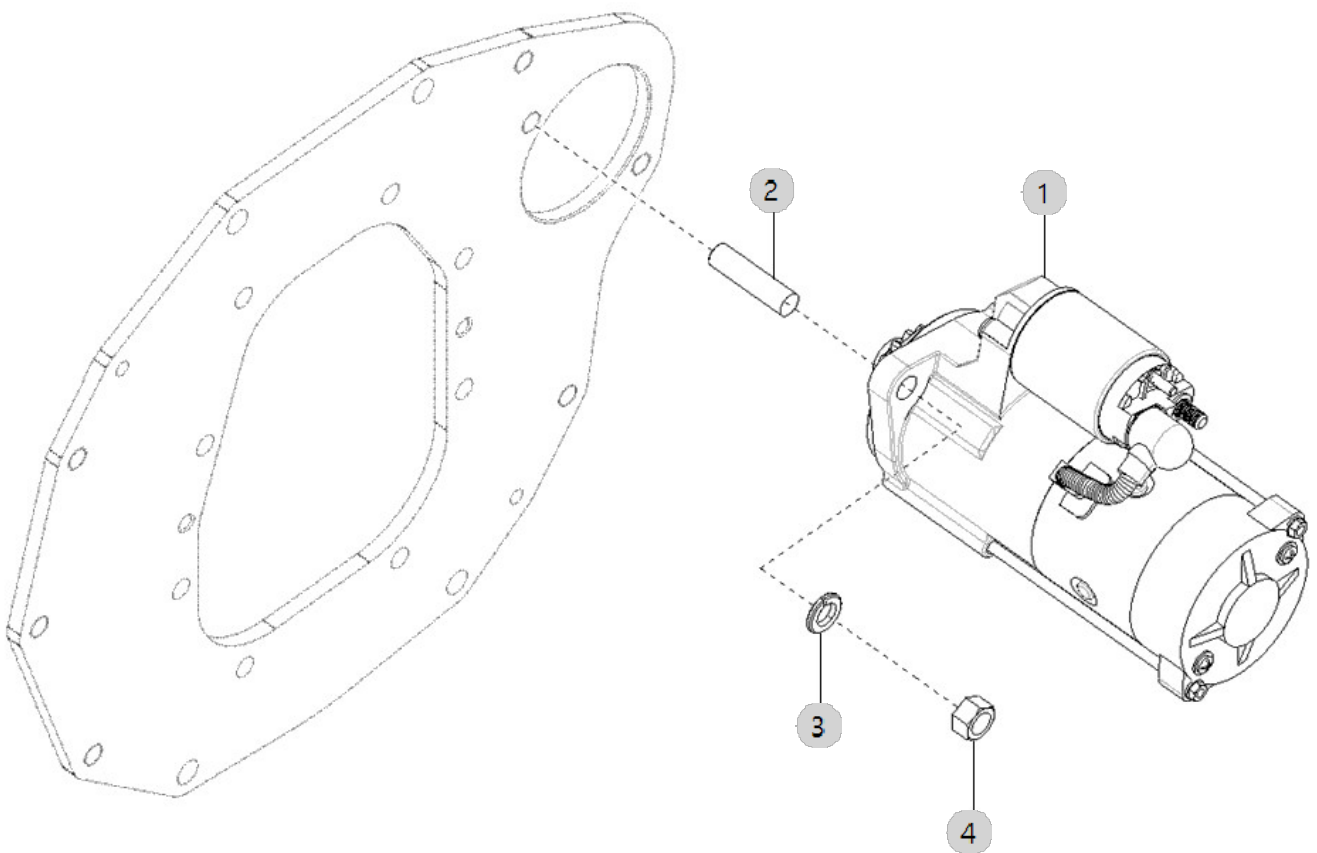
A42_003

A2300N2-ETC_5
(AB00329)

MOTER, STARTIONS

Year/Month

2023-01-18



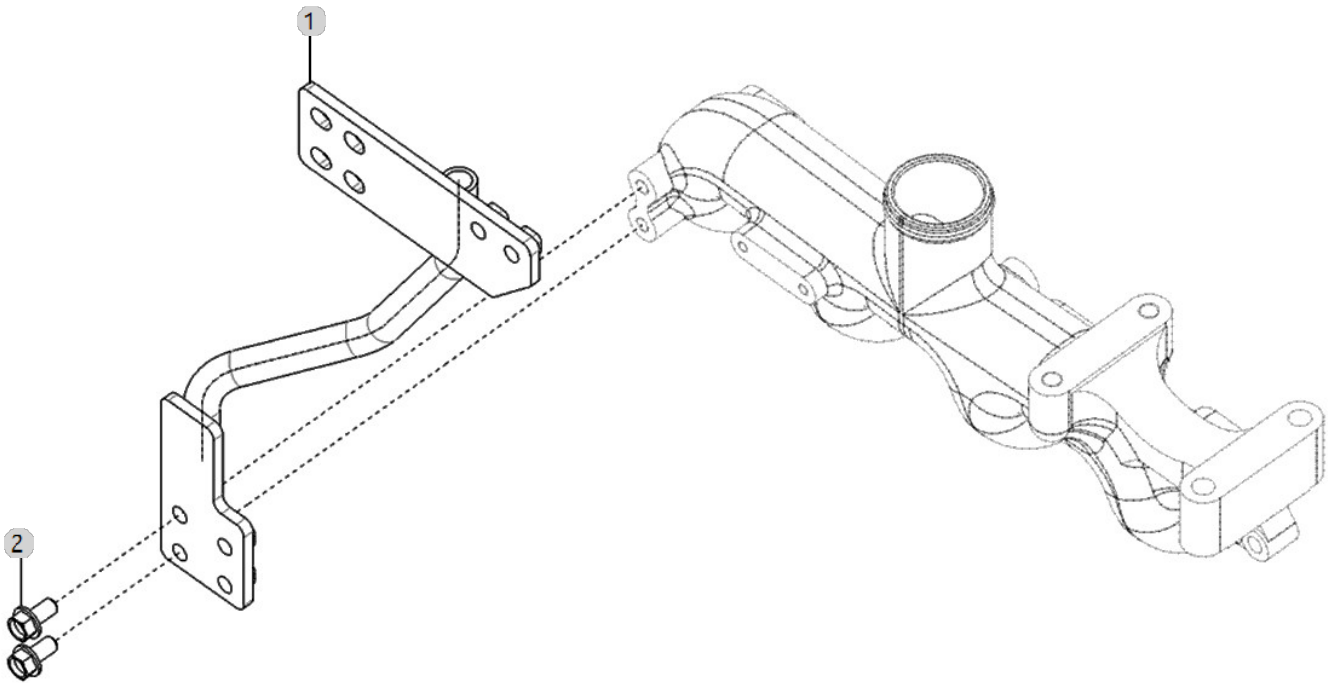
A43_001

A2300N2-ETC_5
(AB00329)

DPF SUPPORT OPTION

Year/Month

2023-01-18



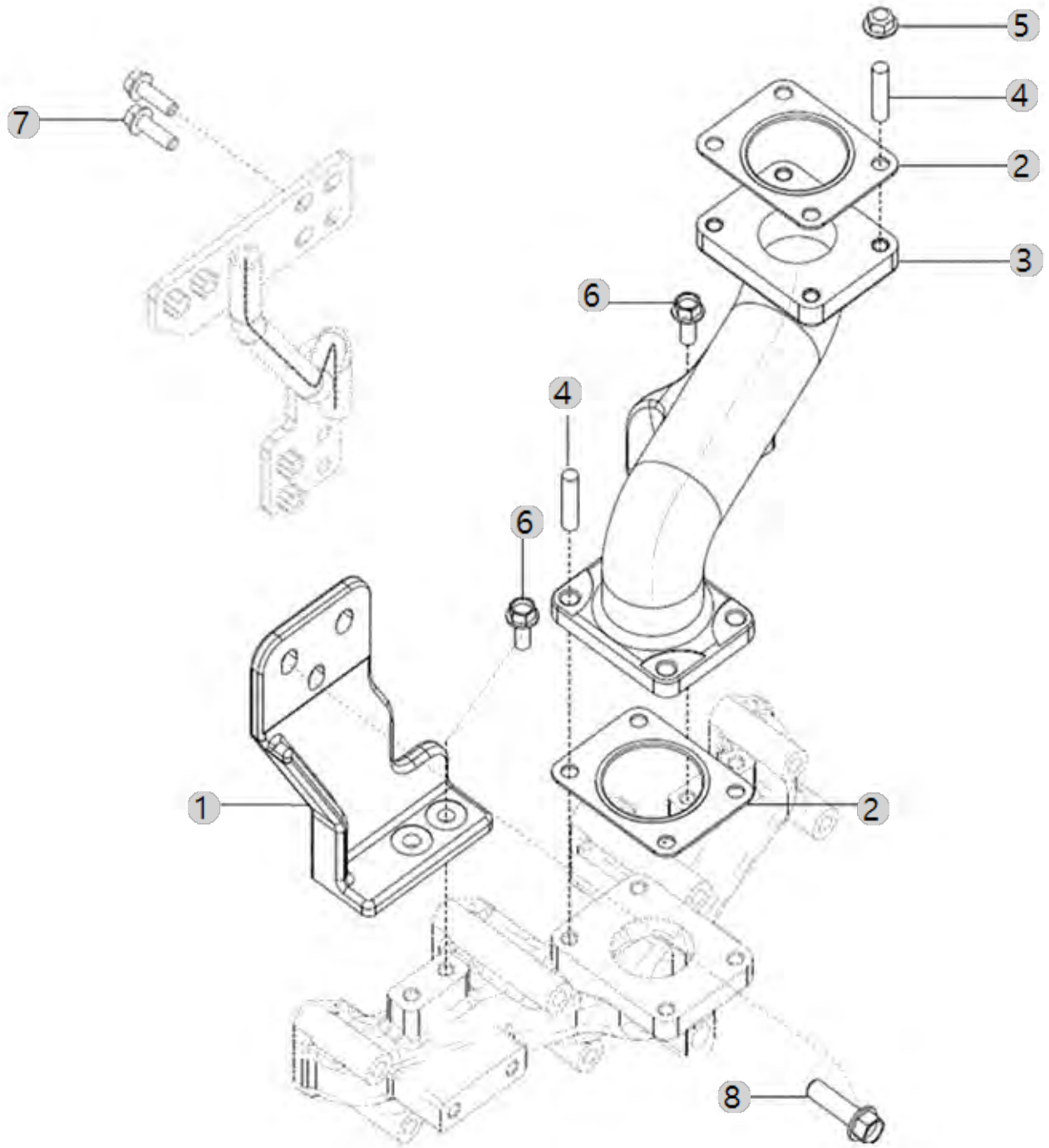
A44_006

A2300N2-ETC_5
(AB00329)

DPF MOUNTING OPTION

Year/Month

2023-01-18



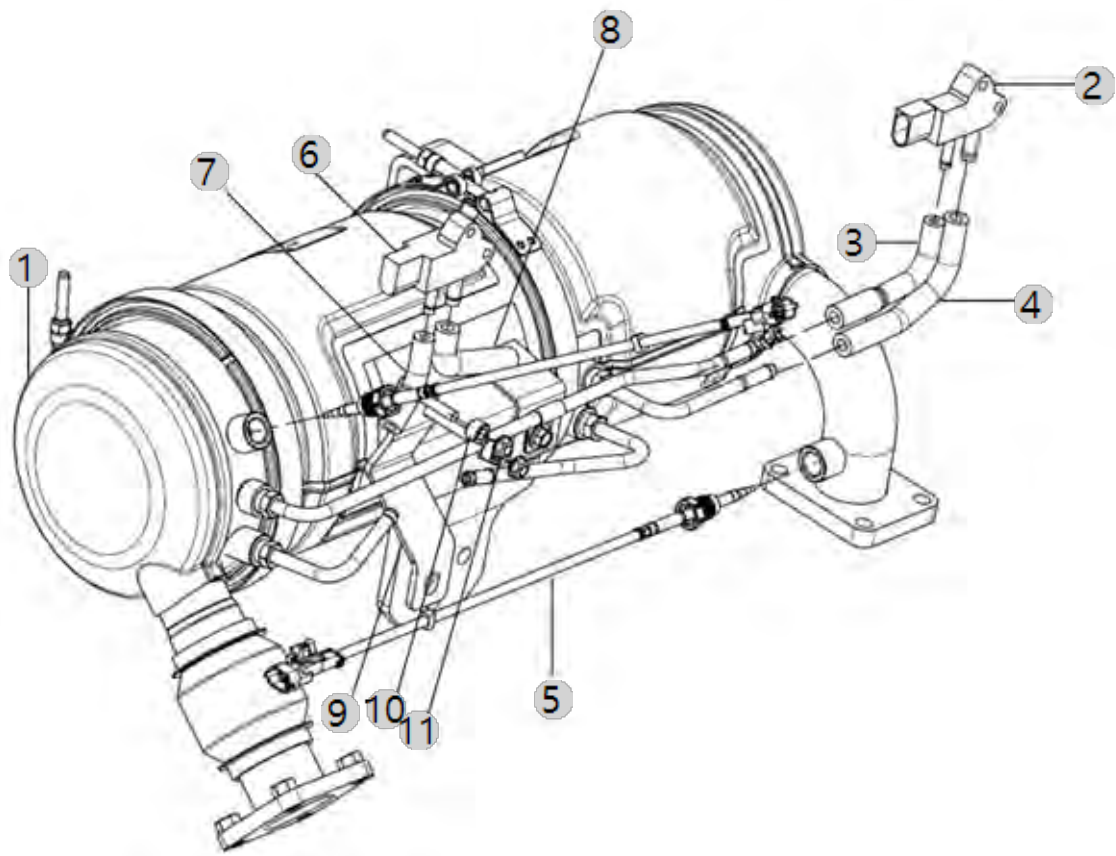
A45_012

A2300N2-ETC_5
(AB00329)

DPF

Year/Month

2023-01-18



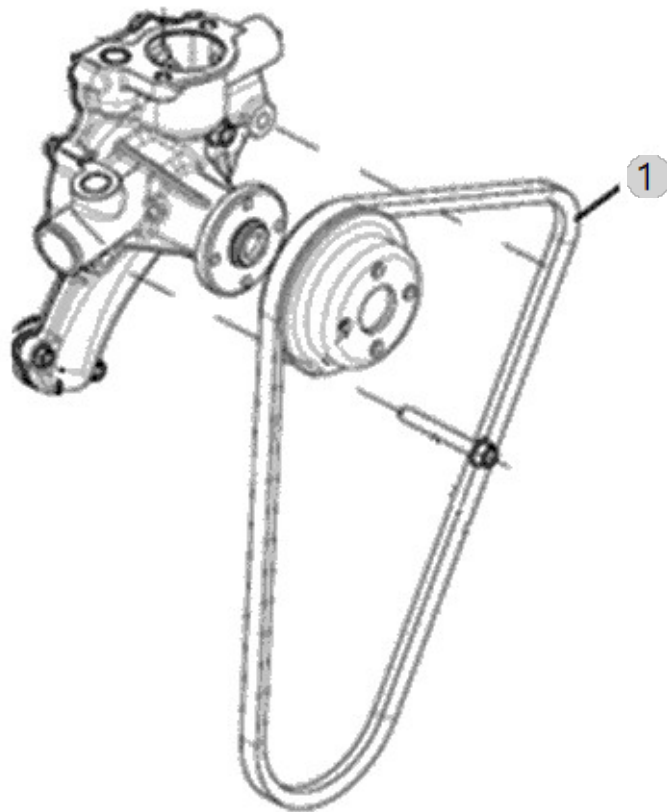
A48_006

A2300N2-ETC_5
(AB00329)

V-BELT

Year/Month

2023-01-18



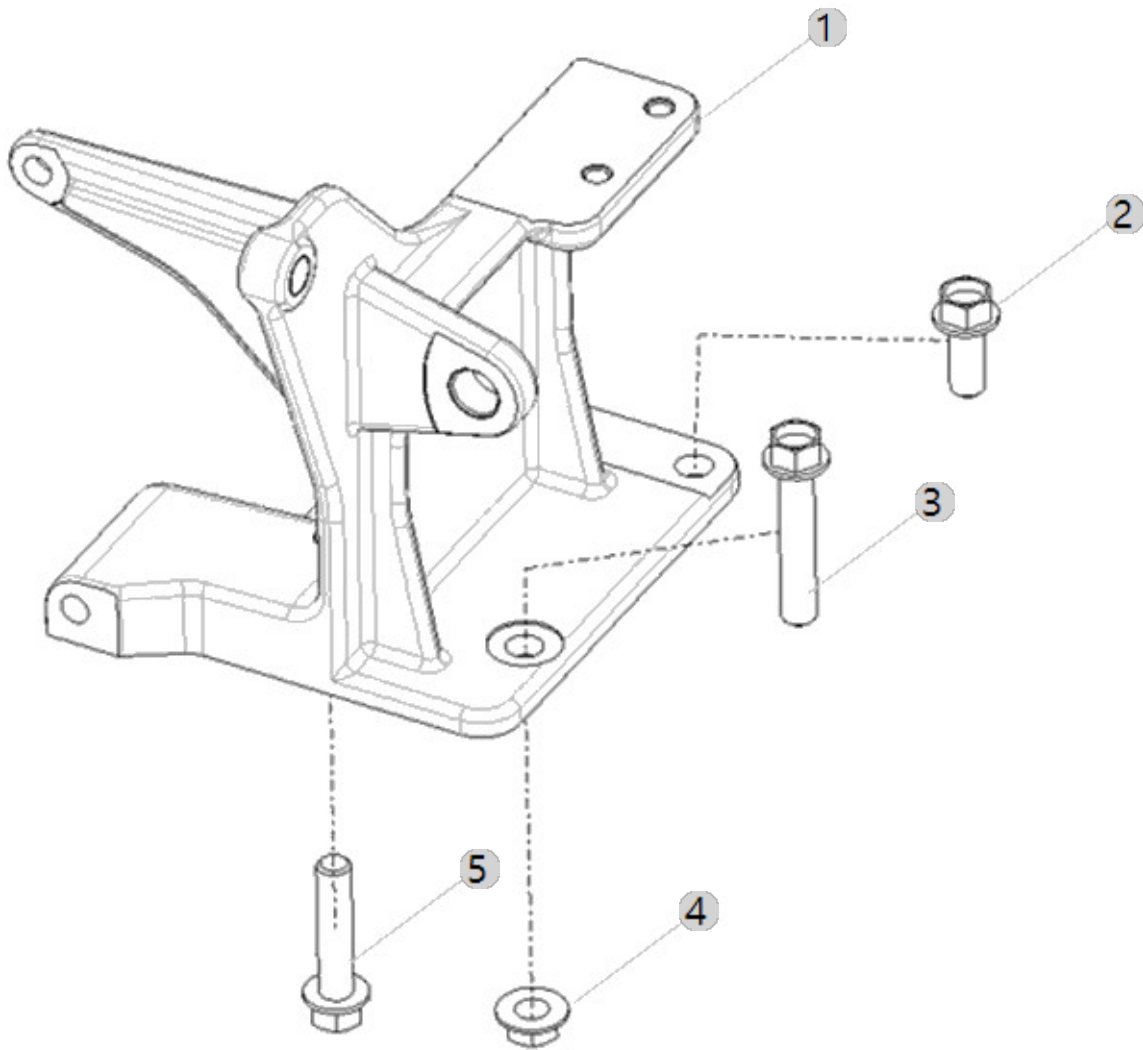
A50_001

A2300N2-ETC_5
(AB00329)

COMPRESSOR BRACKET ASS'Y

Year/Month

2023-01-18



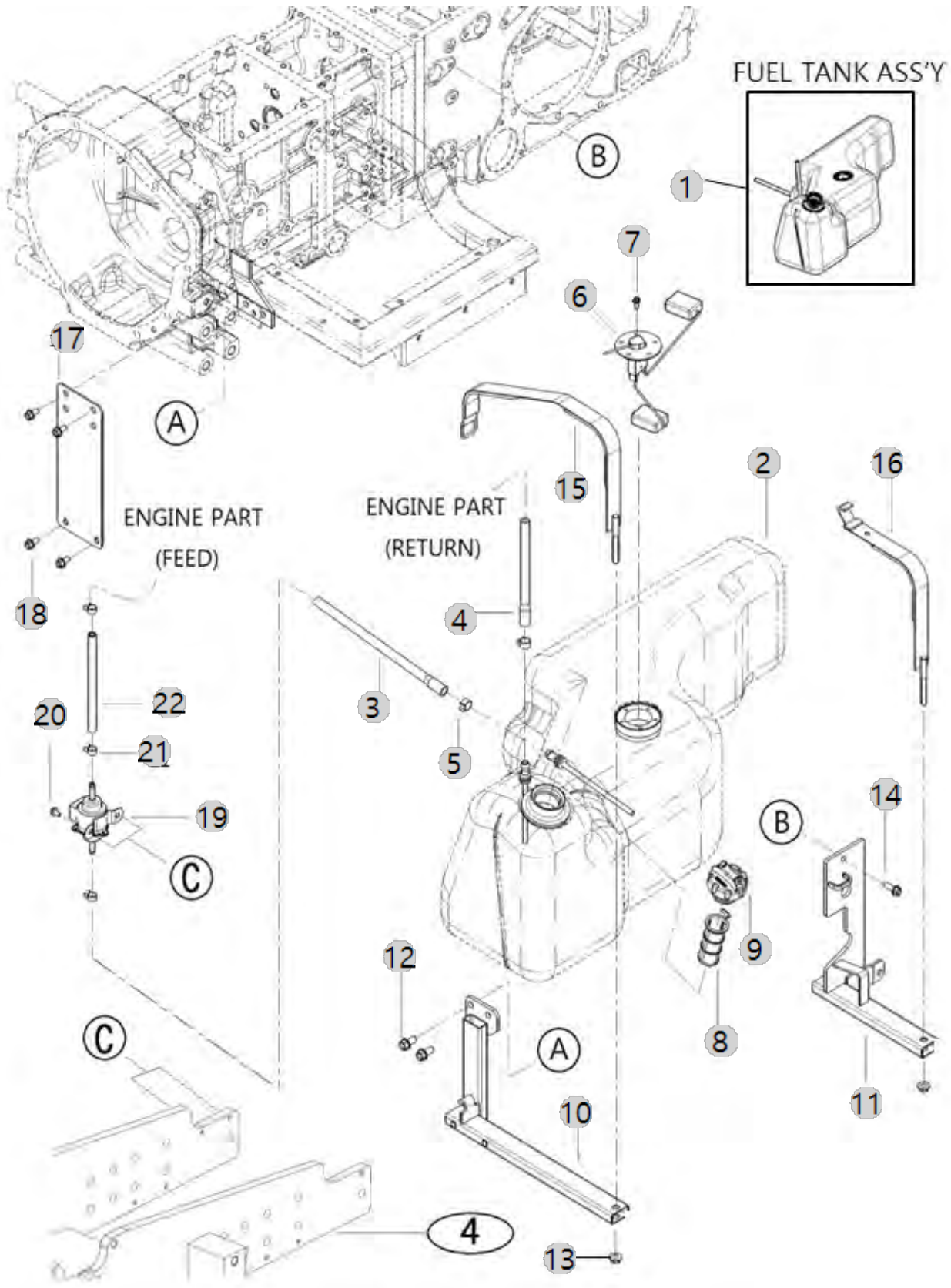
B01010

FUEL TANK

Year/Month

5025CH(AC02120)

2023-01-18



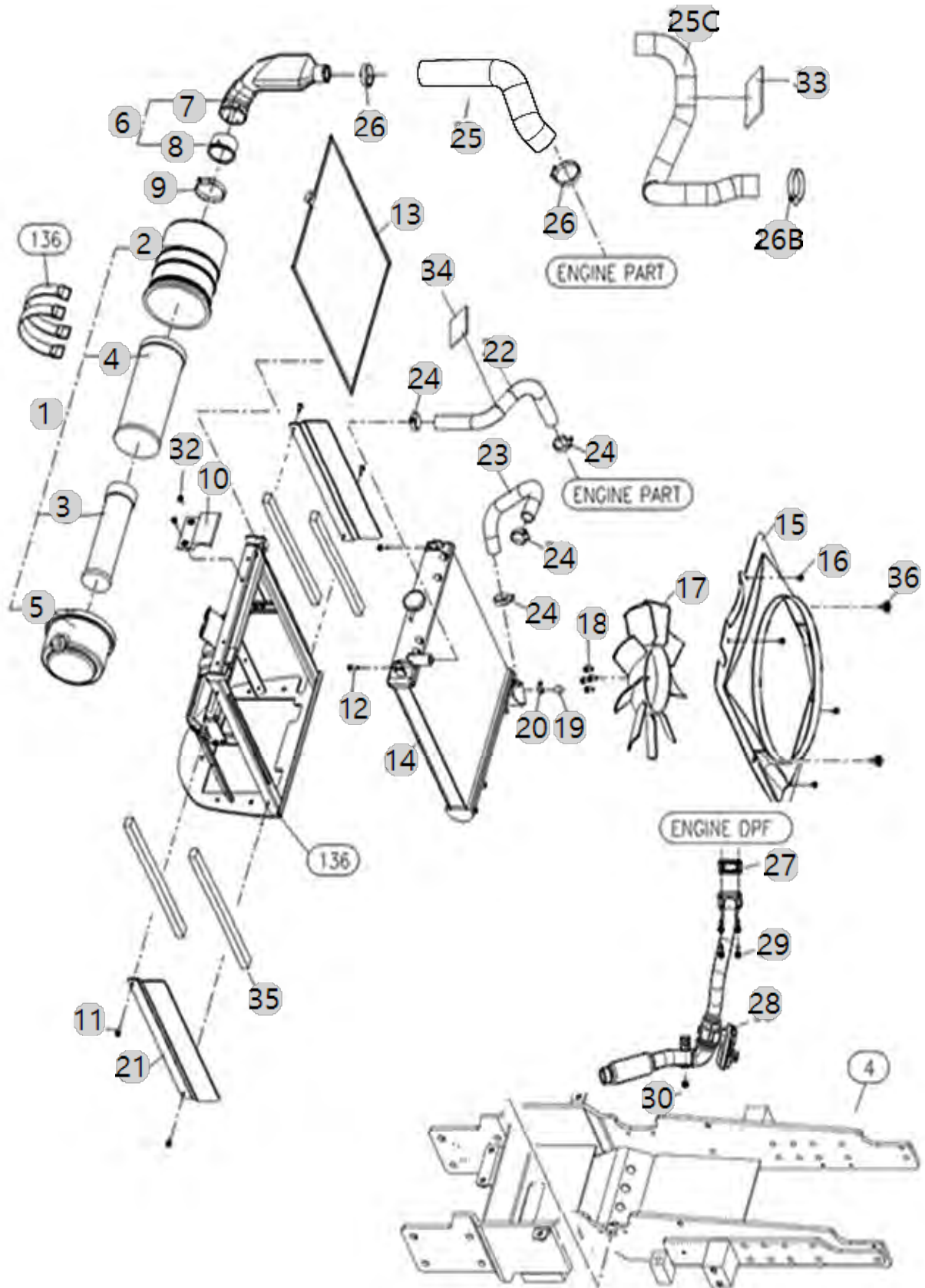
B02020

5025CH(AC02120)

RADIATOR

Year/Month

2023-01-18



B02020 5025CH(AC02120)	RADIATOR	Year/Month 2023-01-18
--------------------------------------	-----------------	------------------------------

순번 (NO)	부품번호 (PART NO)	품명 (PART NAME)	품명 (PART NAME)	수량 (QTY)	규격 (SPEC)	비고 (REMARK)
1	HLT0621000A2	에어크리너 조합	AIRCLEANER ASSY	1		
2	HLT0621010A9	에어크리너본체	BODY, AIRCLEANER	1		
3	HLT0621020A9	에어크리너엘레먼트(외)	ELEMENT AIR CLEANER (OUTER)	1		
4	HLT0621030A9	에어크리너엘레먼트(내)	ELEMENT, AIR CLEANER (INNER)	1		
5	HLT0621040A9	커버(에어크리너)	COVER	1		
6	TA00025594A	흡기 파이프 조합	INTAKE PIPE ASSY	1		
7	TA00025593A	흡기파이프	PIPE	1		
8	TA00021622A	흡기파이프시일	SEAL	1	-	
9	23000-080000	호스클램프80	HOSECLAMP80	1	D80	
10	TA00025591A	방진 고무	CUSHION RUBBER	1		
11	26106-060162	육각플랜지 볼트	HEXFLANGBOLT	4	M6XP1.0X16	
12	26014-060252	와셔조립육각볼트(+SW,PW)	Bolt, Hexa (6-25)	2	M06X1.00X02	
13	TA00024833C	방진망 조합	DUSTPROOF NET ASSY	1		
13	TA00024833B	방진망	NET	1		
14	EA00003972A	라디에이터(3.5mm피치)	RADIATOR	1		
15	TA00032760F	슈라우드	SHROUD	1		
16	HRA1203200A4	태핑나사	TAPPINGSCREW	4		
17	TA00043900A	냉각팬	FAN	1		
18	26106-080162	플랜지볼트8X16	SCREW,HEXFLANGEHEADCAP	4	M8XP1.25X16	
19	HRC1201200A4	오일쿨러캡	CAP,COOLER	1		
20	23000-016000	호스클립	Clip, Hose (Φ16)	1	D16	
21	TA00049446B	라디에이터브래킷 조합	BRACKET ASS'Y, RADIATOR	2		
21	TA00049446A	라디에이터브래킷 조합	BRACKET ASS'Y, RADIATOR	2		
22	TA00060727A	냉각수호스A	COOLING WATER HOSE A	1		
23	TA00025609C	냉각수 호스 (B)	HOSE IN COOLING	1		
24	23010-038000	호스밴드	HOSEBAND	4	D38	
25	TA00072194A	흡기호스	INTAKE HOSE	1		
25	TA00035217A	흡기호스	INTAKE HOSE	1		
26	23000-054000	호스클램프54	HOSECLAMP54	2	D54	
27	EA00004235A	가스켓(TC_IN)	GASKET(TC_IN)	1		
28	EA00005796B	전자식배기밸브ASS'Y(20(S))	ELECTRONIC EXHAUST VALVE ASS'Y	1		
28	EA00005796A	전자식 배기밸브 ASS'Y(20(S))	ELECTRONIC EXHAUST VALVE ASS'Y	1		
28	EA00005796C	전자식배기밸브ASS'Y(20(S))	ELECTRONIC EXHAUST VALVE ASS'Y	1		
29	26106-080252	육각플랜지볼트	SCREW,HEXFLANGEHEADCAP	4	M8XP1.25X25	
30	26106-080122	육각플랜지볼트	Bolt, Hexa (8-12)	1	M8XP1.25X12	
32	26015-060162	와셔조립육각볼트(S+PW)	BOLT	2	M6XP1.0X16	
33	TA00036162C	흡기호스(Turbo)방열판	INSULATOR	2		
34	TA00036163C	냉각수 호스A 방열판	GUIDE(L),FOOT REST	3		
35	TA00036707A	시일(RD)	SEAL(RD)	4		
36	26106-080162	플랜지볼트8X16	SCREW,HEXFLANGEHEADCAP	2	M8XP1.25X16	

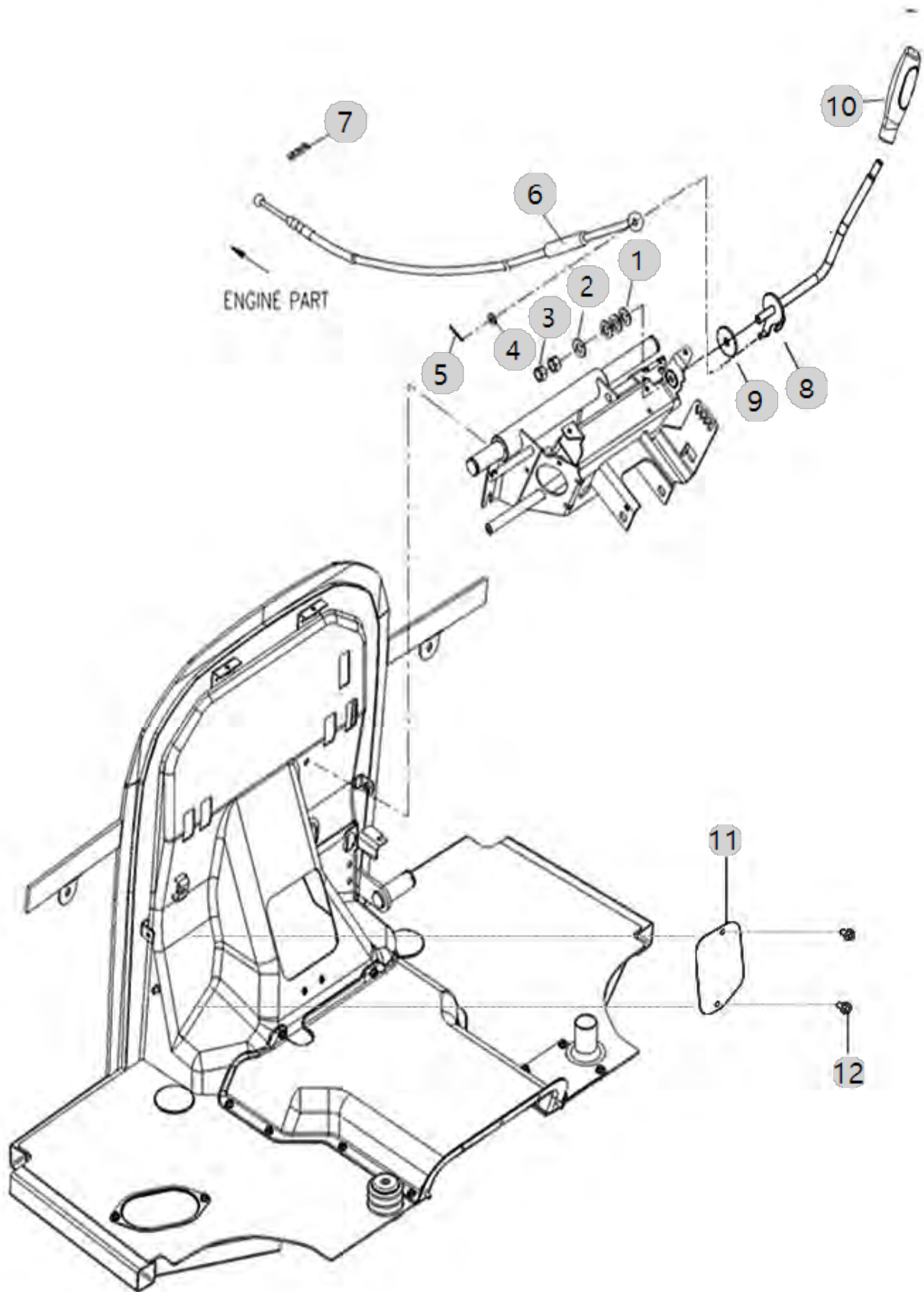
B05011

5025CH(AC02120)

LEVER ACCELERATOR

Year/Month

2023-01-18



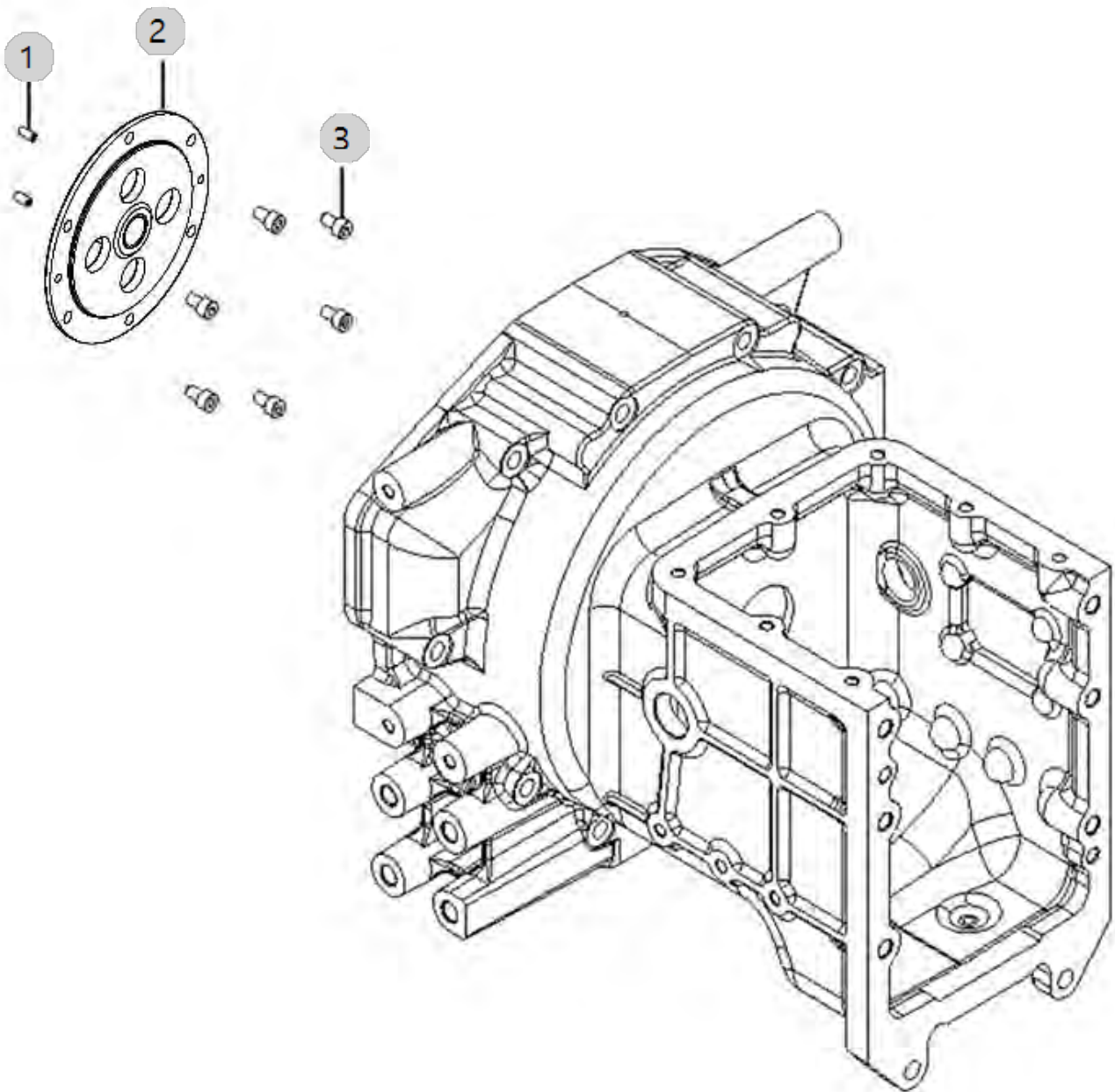
C01050

5025CH(AC02120)

PTO DAMPER

Year/Month

2023-01-18



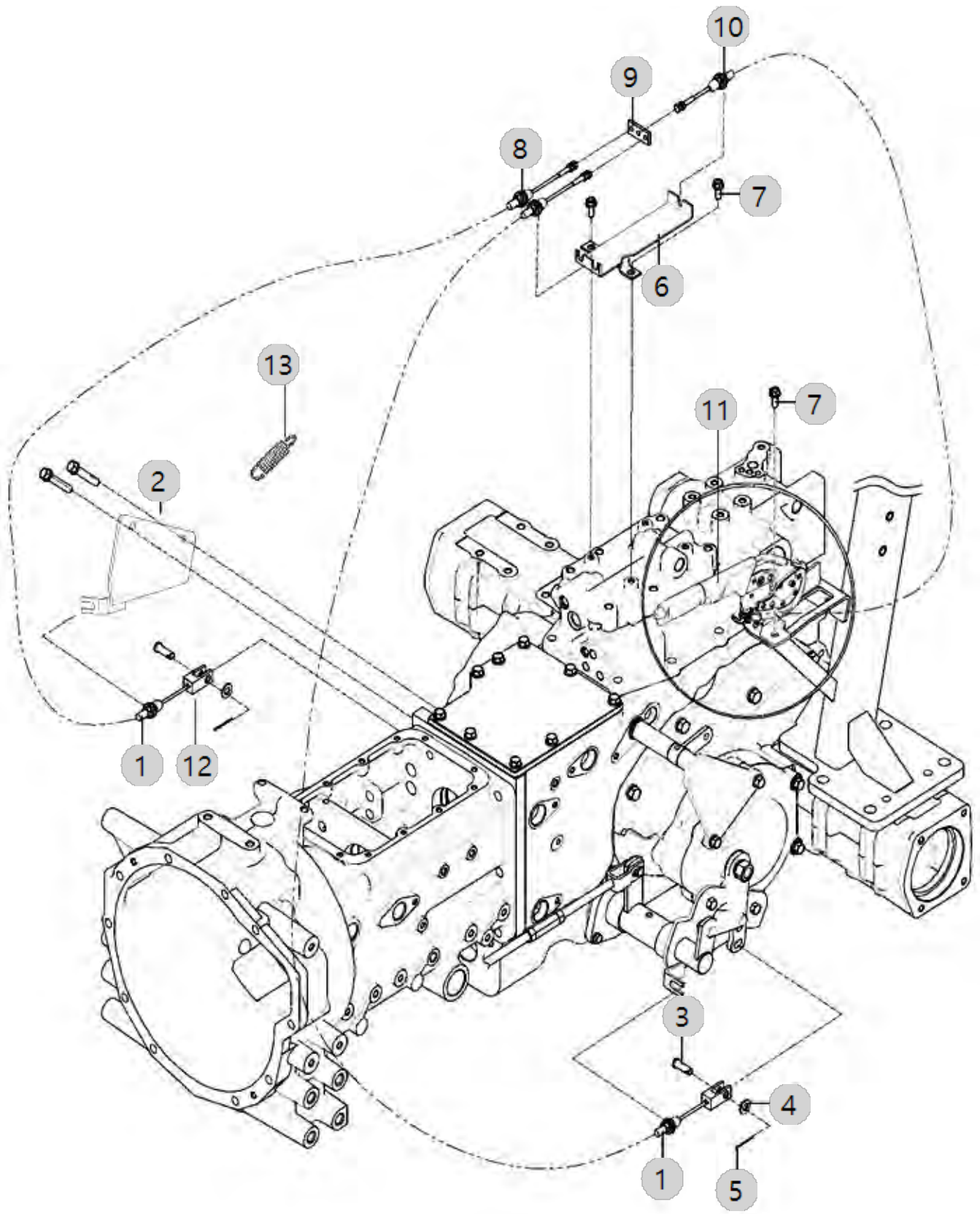
C02050B

PARKING BRAKE

Year/Month

5025CH(AC02120)

2023-01-18



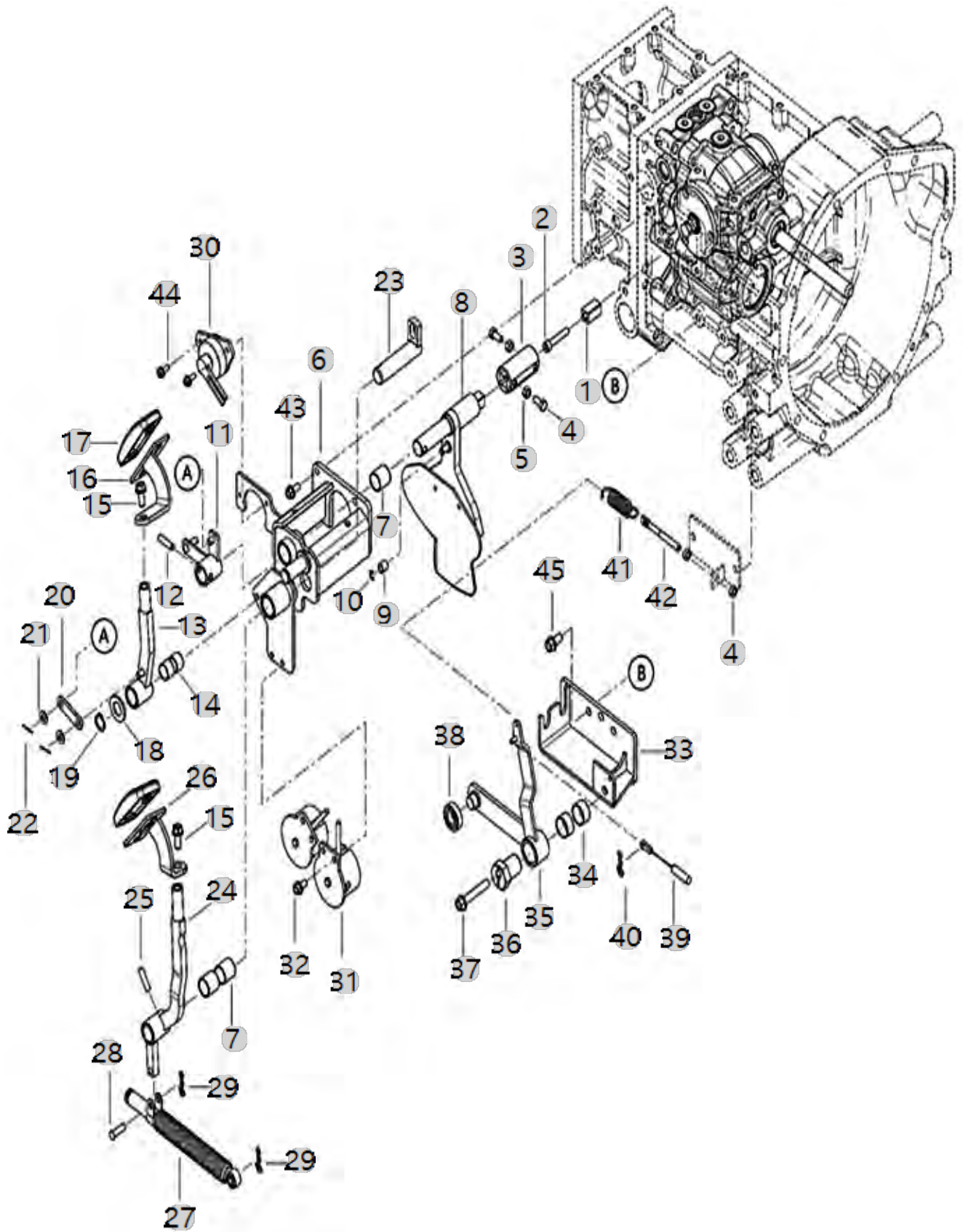
C03010

HYD SHIFT TRANSMISSION PEDAL

Year/Month

5025CH(AC02120)

2023-01-18



C03010		HYD SHIFT TRANSMISSION PEDAL				Year/Month
5025CH(AC02120)						2023-01-18
순번 (NO)	부품번호 (PART NO)	품명 (PART NAME)	품명 (PART NAME)	수량 (QTY)	규격 (SPEC)	비고 (REMARK)
1	TA00040896C	HST 축	HST SHAFT	1		
1	TA00040896D	HST 축	HST SHAFT	1		
2	26453-080452	육각구멍볼이볼트	BOLT	1		
3	TA00039621B	연결조인트(cabin)	JOINT	1		
3	TA00039621A	연결조인트(cabin)	JOINT(CABIN)	1		
4	26116-080182	CAPSCREW(19M7139)	CAPSCREW(19M7139)	2	M8X1.25X18	
5	26716-080002	육각너트	NUT,HEX (D8)	4	M8xP1.25	
6	TA00044797B	HST페달 브래킷조합	BRACKET ASSY, HST PEDAL	1		
6	TA00044797D	HST페달 브래킷조합	BRACKET ASS'Y, HST PEDAL	1		
7	24550-022250	드라이부시	BUSH	3		
8	TA00044792C	전진페달 축 조합	PEDAL ASSY, FRONT	1		
8	TA00044792D	전진페달 축 조합	SHAFT ASS'Y, FORWARD PEDAL	1		
9	TA00033126A	롤러	ROLLER	1		
10	22272-000060	SNAP RING	RING, CIRCLIP (Φ 06)	1	D6	
11	TA00044804B	전진페달축	SHAFT, FORWARD PEDAL	1		
11	TA00044804A	전진페달축	SAHFT	1		
12	22351-080030	스프링핀	PIN, SPRING (8-30)	1		
13	TA00044802A	전진페달 조합	PEDAL ASS'Y(F)	1		
13	TA00044802B	전진페달 조합	FORWARD PEDAL ASS'Y	1		
14	24550-019150	드라이부시	BUSH	2		
15	26106-120202	육각플랜지볼트	BOLT	2		
16	TA00050506B	전진페달조합(F)	FORWARD PEDAL ASS'Y, F	1		
16	TA00050506A	전진페달조합(F)	PEADAL ASSY, FRONT	1		
17	TA00001508A	전후진페달커버	PEDAL COVER	2		
18	22137-180000	평와셔	WASHER, PLAIN (Φ 18)	1		
19	22242-000190	축용스냅링19	SNAP RING, SHAFT (Φ 19)	1	D19	
20	TA00040409B	플레이트	PLATE	1		
21	22137-080000	와셔8	WASHER, PLAIN (Φ 08)	2	M8	
22	22417-160180	할핀1.6X18	PIN , COTTER (1-18)	2	D1.6X18	
23	TA00044834A	후진페달축 조합	SHAFT ASSY	1		
24	TA00044806C	후진페달 조합	PEDAL ASS'Y(R)	1		
24	TA00044806B	후진페달 조합	PEDAL ASS'Y(R)	1		
25	22351-080030	스프링핀	PIN, SPRING (8-30)	1		
26	TA00050508B	후진페달조합(R)	PEADAL ASSY, REAR	1		
27	RA00007052A	오일댐퍼(한일)	OIL DAMPER(HANIL)	1		
28	22486-080240	두부핀	HEAD PIN	1	D8X24	
29	RR51230000D4	빠짐방지 스톱핀 10	PIN 10, COME-OFF SNAP	2	D1.8	
30	TCD9110000D2	스위치(FR)	SWITCH(FR)	1		
30	TCD9110000C2	스위치(FR)	SWITCH(FR)	1		
30	TCD9110000B2	스위치(FR)	SWITCH ASS'Y	1		
31	HA00000037A	전자석	CRUISE MAGNET	2		
32	26106-080162	플랜지볼트8X16	SCREW,HEXFLANGEHEADCAP	4	M8XP1.25X16	
33	TA00044862B	와이어 브래킷(캐빈)	BRACKET ASS'Y	1		
33	TA00044862A	와이어 브래킷(캐빈)	BRACKET ASSY	1		
34	24550-025150	BUSH25X15	BUSH 25X15	2	25X15	

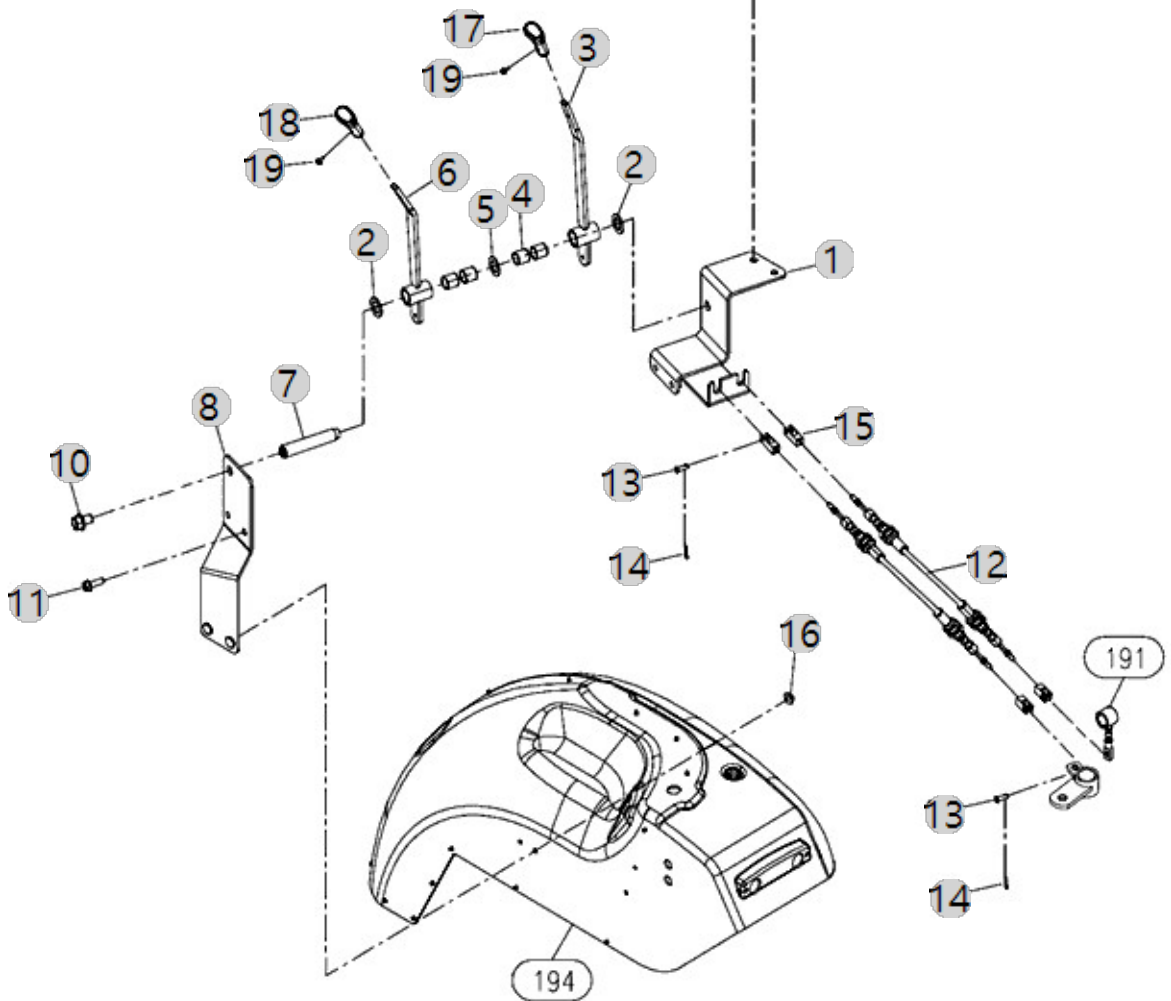
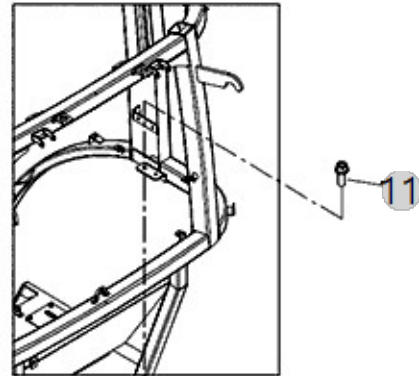
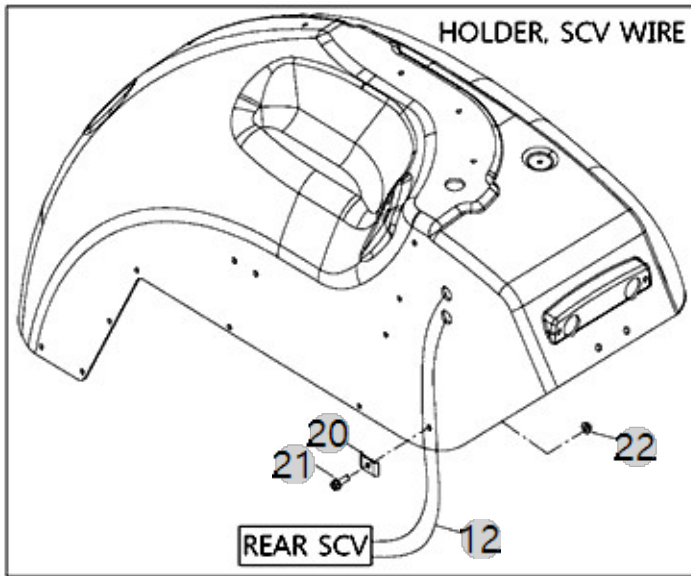
C04060

SCV LEVER

Year/Month

5025CH(AC02120)

2023-01-18



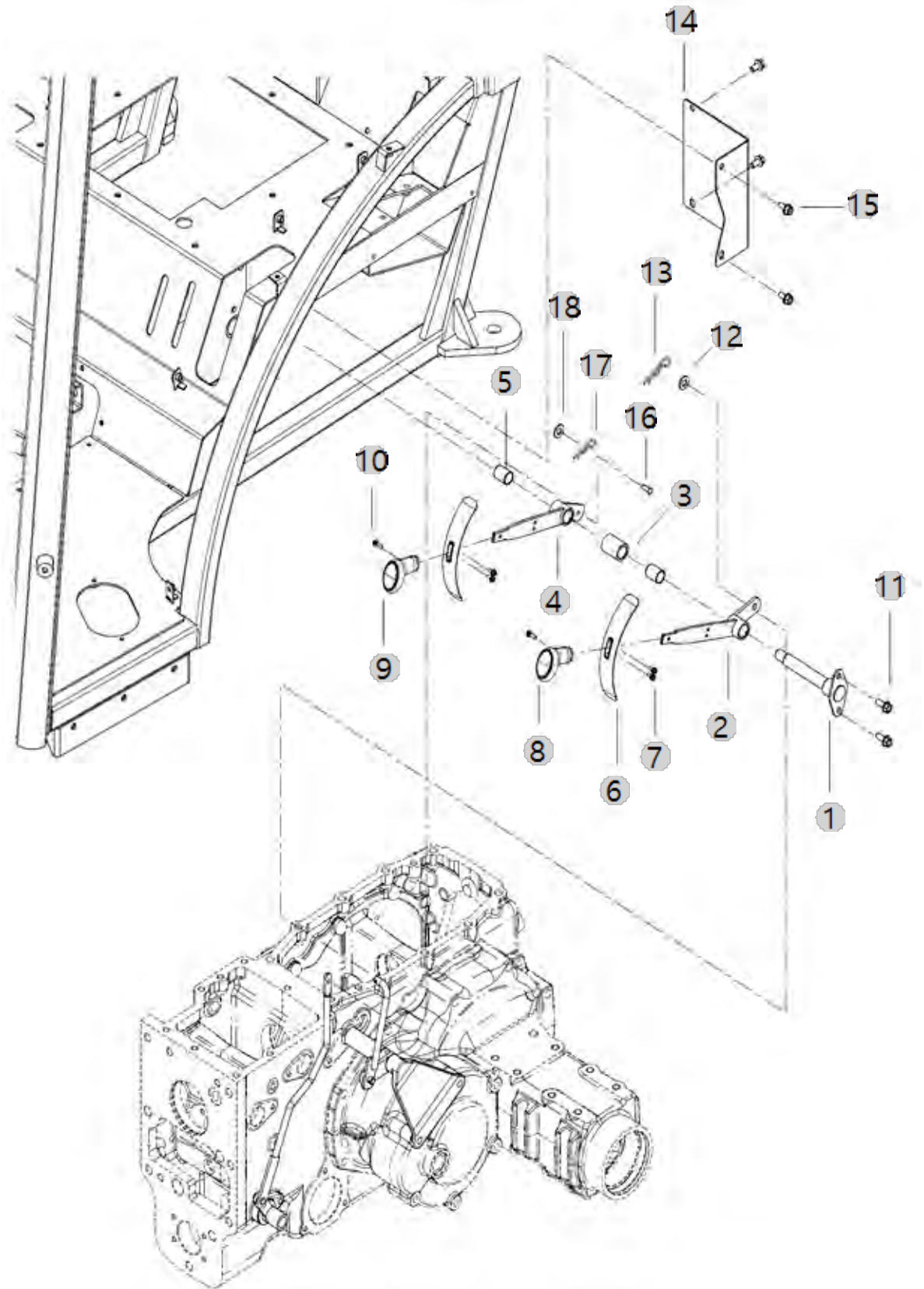
C04071

LEVER ASS'Y, PTO SPEED CHANGE

Year/Month

5025CH(AC02120)

2023-01-18



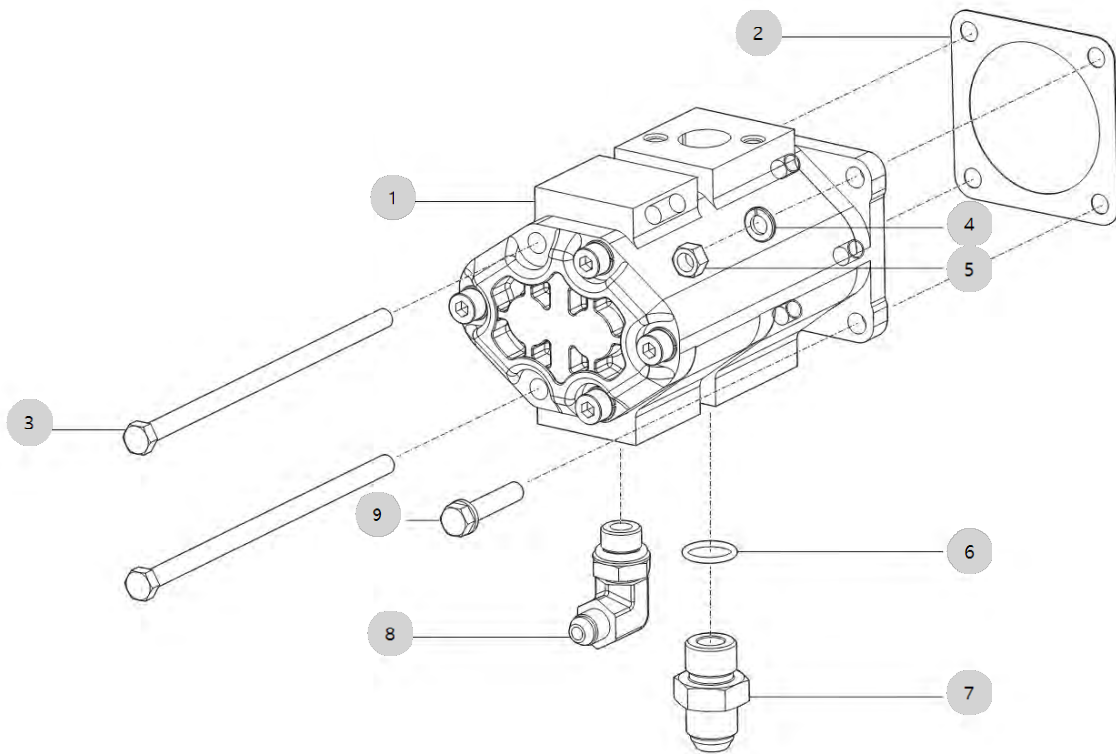
D01010

5025CH(AC02120)

HYD PUMP

Year/Month

2023-01-18



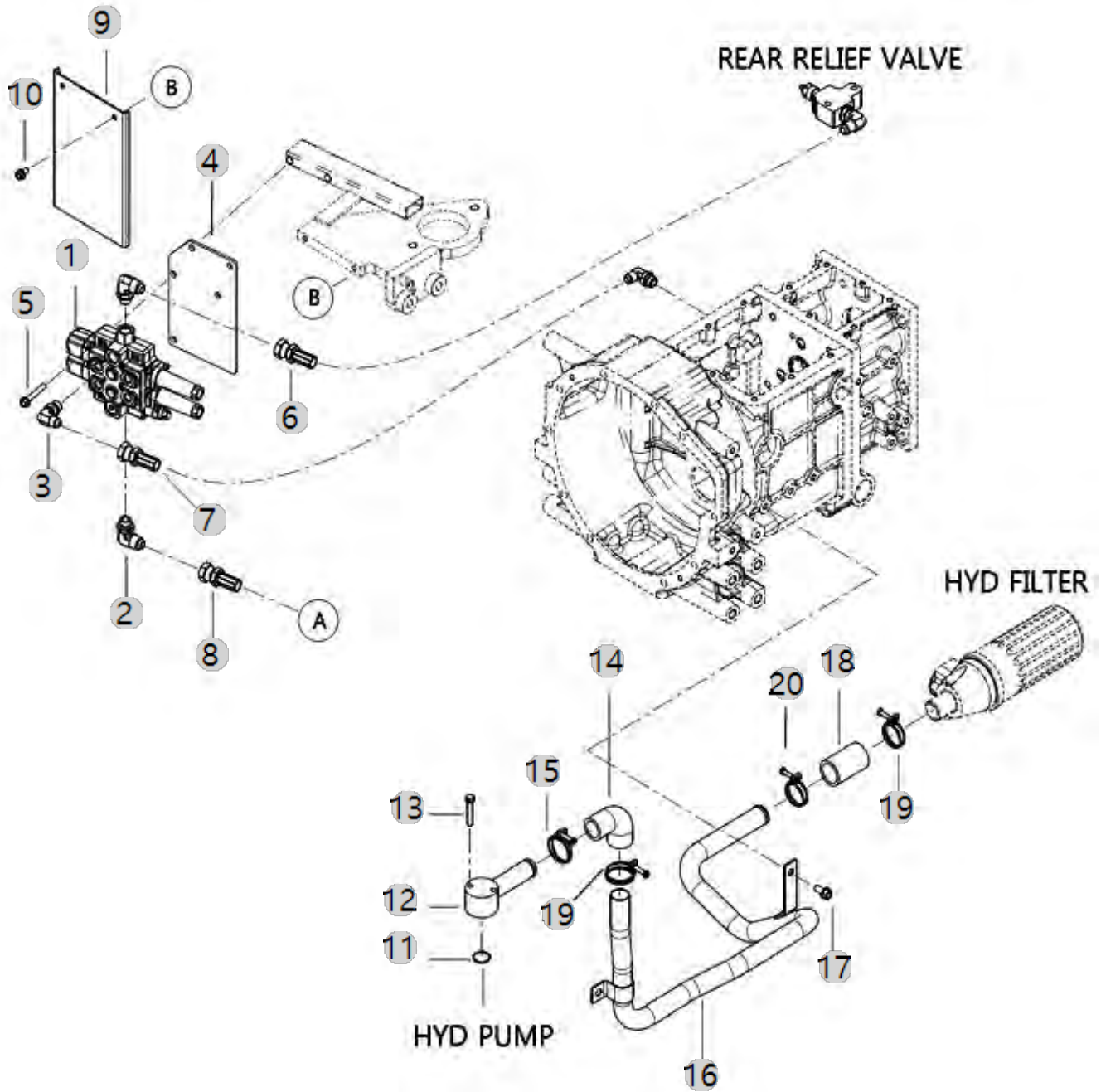
D01020

5025CH(AC02120)

LOW PRESSURE PIPE

Year/Month

2023-01-18



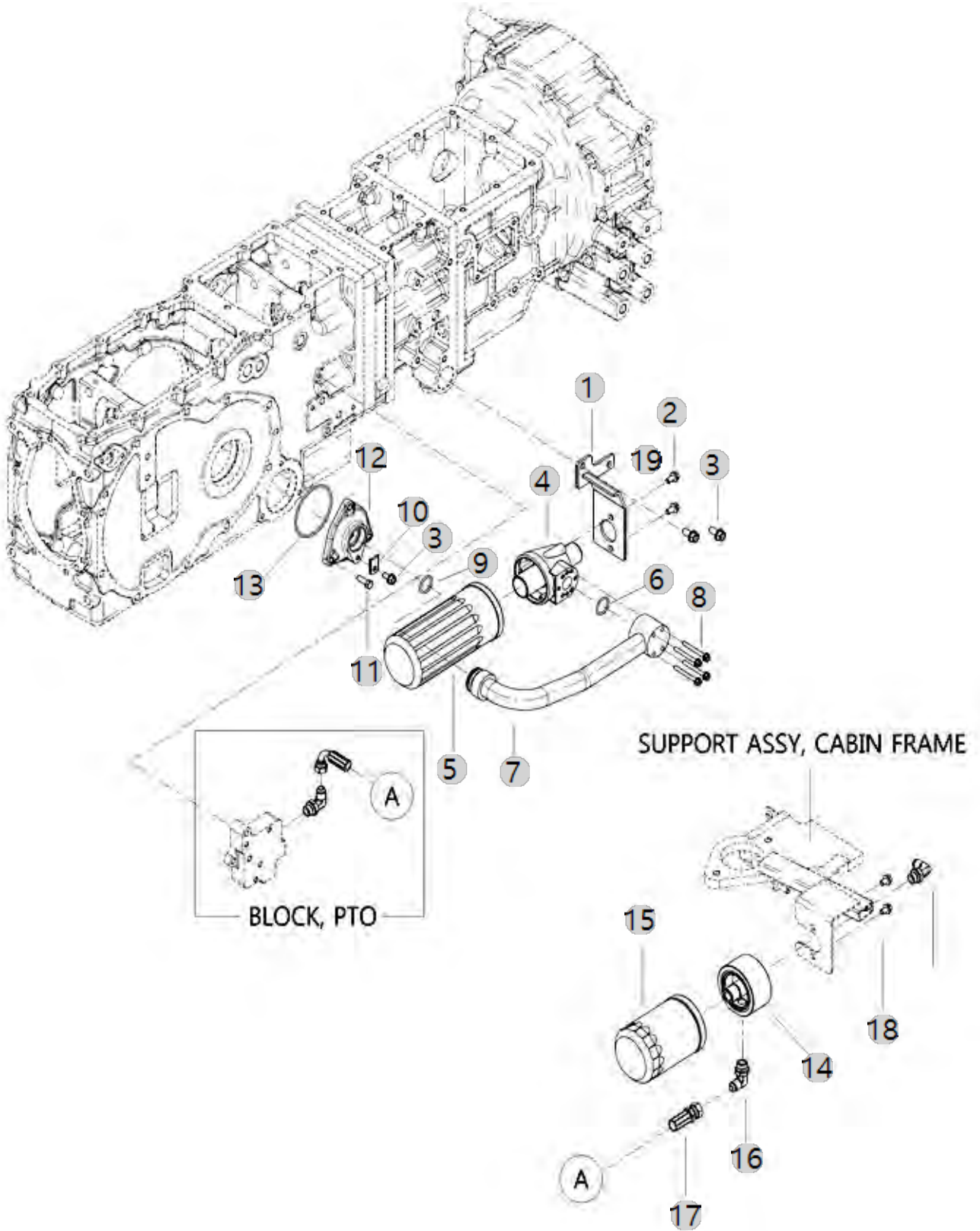
D01040

5025CH(AC02120)

HYD FILTER

Year/Month

2023-01-18



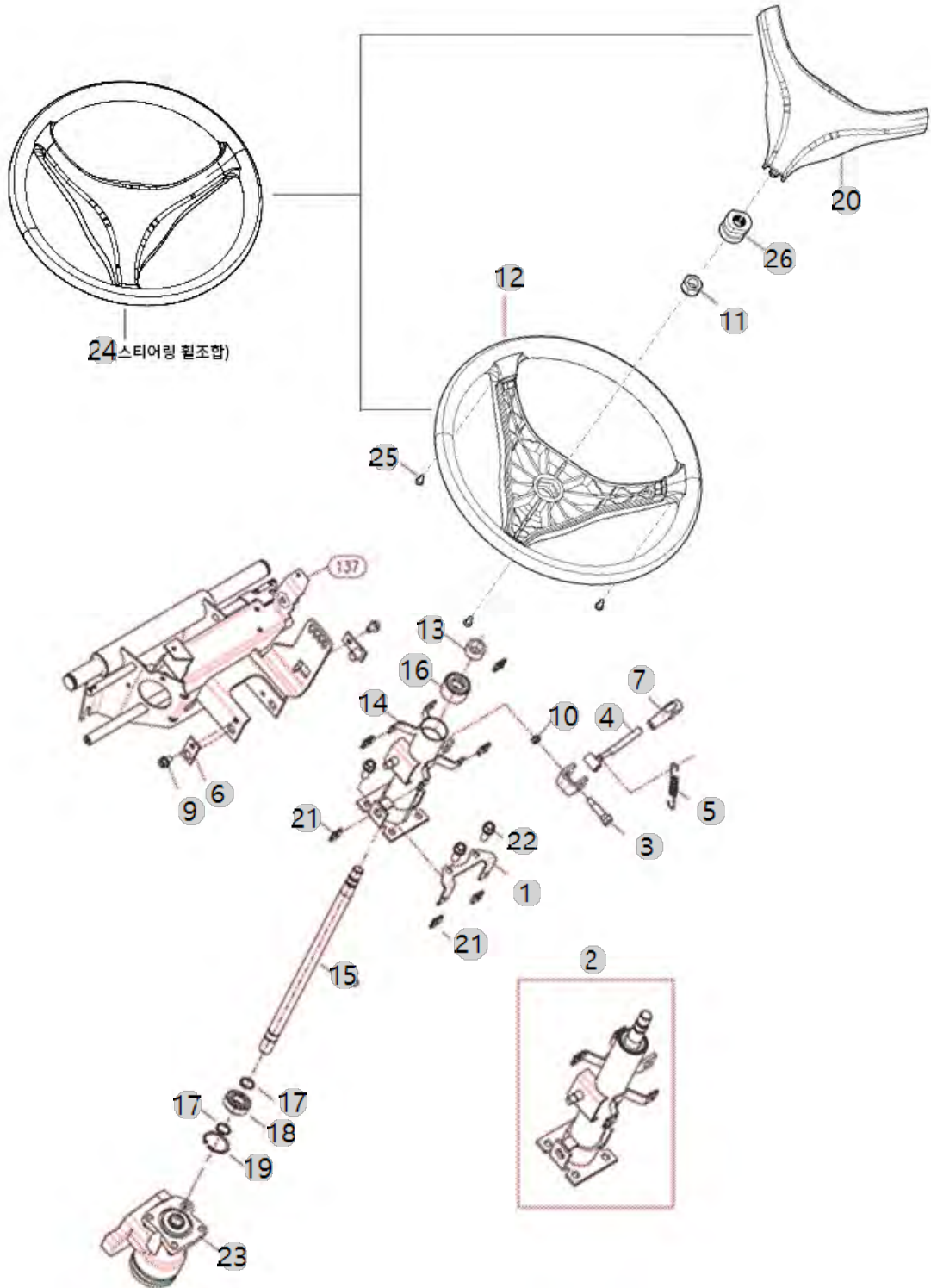
D02010

STEERING WHEEL

Year/Month

5025CH(AC02120)

2023-01-18



D02010		STEERING WHEEL				Year/Month
5025CH(AC02120)						2023-01-18
순번 (NO)	부품번호 (PART NO)	품명 (PART NAME)	품명 (PART NAME)	수량 (QTY)	규격 (SPEC)	비고 (REMARK)
1	TC65010000B4	브래킷(컬럼커버R)	BRACKET(COLUMCOVERR)	1	2.3T	
1	TC65010000A4	브래킷(컬럼커버R)	BRACKET(COLUMCOVERR)	1	T=2.3	
1	TC65010000B4	브래킷(컬럼커버R)	BRACKET(COLUMCOVERR)	1	2.3T	
2	TA00058976C	컬럼조합	COLUMN ASS'Y	1		
2	TA00058976E	컬럼조합	COLUMN ASS'Y	1		
2	TA00058976D	컬럼조합	COLUMN ASS'Y	1		
3	TC65030000A4	틸트레버핀	TILTLEVERPIN	1		
3	TC65030000B4	틸트레버핀	TILTLEVERPIN	1		
3	TC65030000B4	틸트레버핀	TILTLEVERPIN	1		
4	TC65040000A4	틸트레버	TILTLEVER	1		
4	TC65040000B4	틸트레버	TILTLEVER	1	NONE	
4	TC65040000B4	틸트레버	TILTLEVER	1	NONE	
4	TC65040000C4	틸트레버	TILT LEVER	1	NONE	
5	TC65050000A4	틸트스프링	TILTSPRING	1		
6	TC65060000A4	틸트핀조합	TILTPINASS'Y	2		
6	TC65060000B4	틸트핀조합	TILTPINASS'Y	2		
6	TC65060000B4	틸트핀조합	TILTPINASS'Y	2		
7	TA00015785A	스탠드 손잡이	LEVER, STAND	1		
9	26106-080122	육각플랜지볼트	Bolt, Hexa (8-12)	2	M8XP1.25X12	
10	26347-080002	U너트	Unut	1	M8XP1.25	
11	TA00048436A	U너트(M16XP1.5)	U-NUT	1		
11	TA00048436B	U너트(M16XP1.5)	U-NUT	1		
12	TA00048049B	스티어링 휠	STEERING WHEEL	1		
12	TA00048049B	스티어링 휠	STEERING WHEEL	1		
13	TC65130000A4	커버(축)	COVER,SHAFT	1		
14	NT0141A100B2	스티어링컬럼	STEERINGCOLUMN	1		
14	NT0141A100C2	스티어링컬럼	STEERING COLUMN	1		
14	NT0141A100D2	스티어링컬럼	STEERING COLUMN	1		
14	NT0141A100B2	스티어링컬럼	STEERINGCOLUMN	1		
14	NT0141A100B2	스티어링컬럼	STEERINGCOLUMN	1		
15	TA00054109C	스티어링축(수출)	SHAFT, STEERING	1		
16	TC65020400A9	컬럼부츠	COLUMNBUSH	1		
17	22242-000200	축용스냅링20	SNAP RING, SHAFT (Φ 20)	1	D20(축용)	
18	TA00060975A	캡 로울러	CAP ROLLER	1		
19	22252-000450	구멍용스냅링45	RING, CIRCLIP (Φ 45)	1	D45	
20	TA00048050B	커버	COVER	1		
20	TA00048050B	커버	COVER	1		
21	TTD7110000A4	스피드 너트 NS5008	SPEEDNUTNS5008	6	0.7TX17X55	
21	TTD7110000C4	스피드 너트 5008	SPEED NUT NS5008	6	0.7T	
21	TTD7110000B4	스피드 너트 5008	SPEED NUT NS5008	6	0.7T	
22	26136-100252	육각플랜지볼트(세목)	SCREW, HEX FLANGE HEAD CAP	3	M10X25	
24	TA00048048C	스티어링 휠조합	STEERING WHEEL ASS'Y	1		
24	TA00048048C	스티어링 휠조합	STEERING WHEEL ASS'Y	1		
25	22587-480124	냄비머리태핑나사	TAPPING SCREW	3	4.8X12	
25	22587-480124	냄비머리태핑나사	TAPPING SCREW	3	4.8X12	

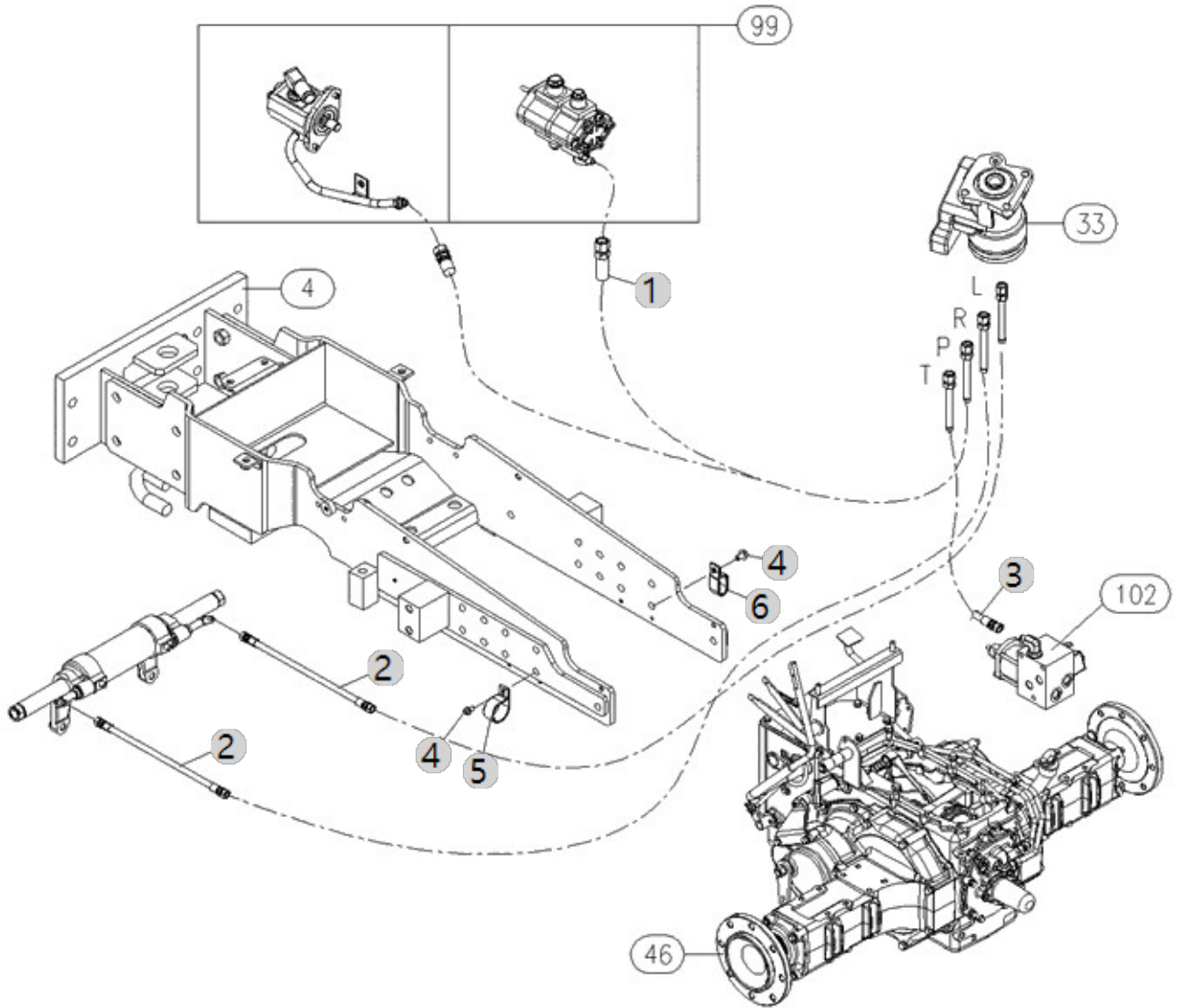
D02030

5025CH(AC02120)

PST HOSE

Year/Month

2023-01-18



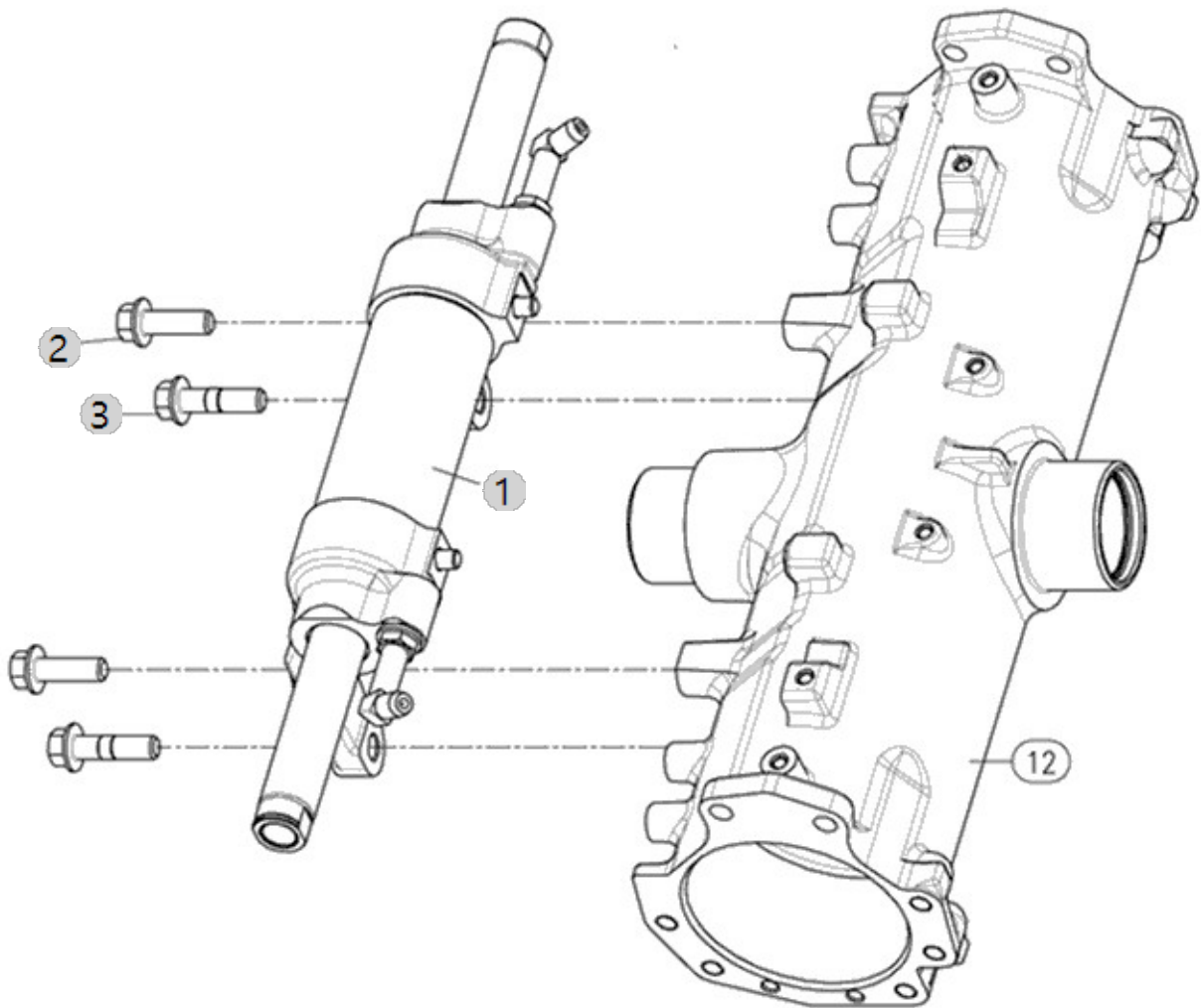
D02040

5025CH(AC02120)

PST CYLINDER

Year/Month

2023-01-18



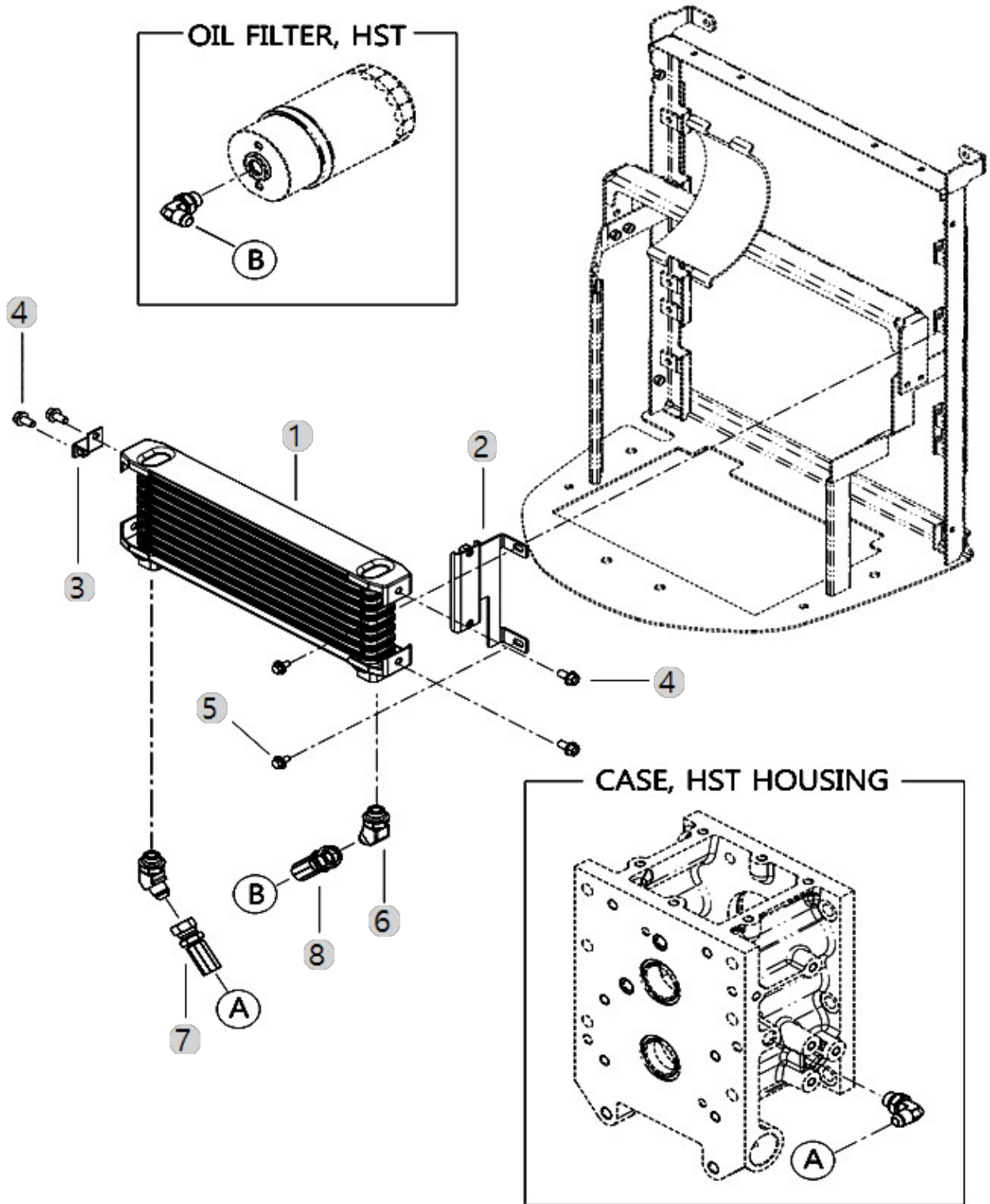
D03010

OIL COOLER

Year/Month

5025CH(AC02120)

2023-01-18



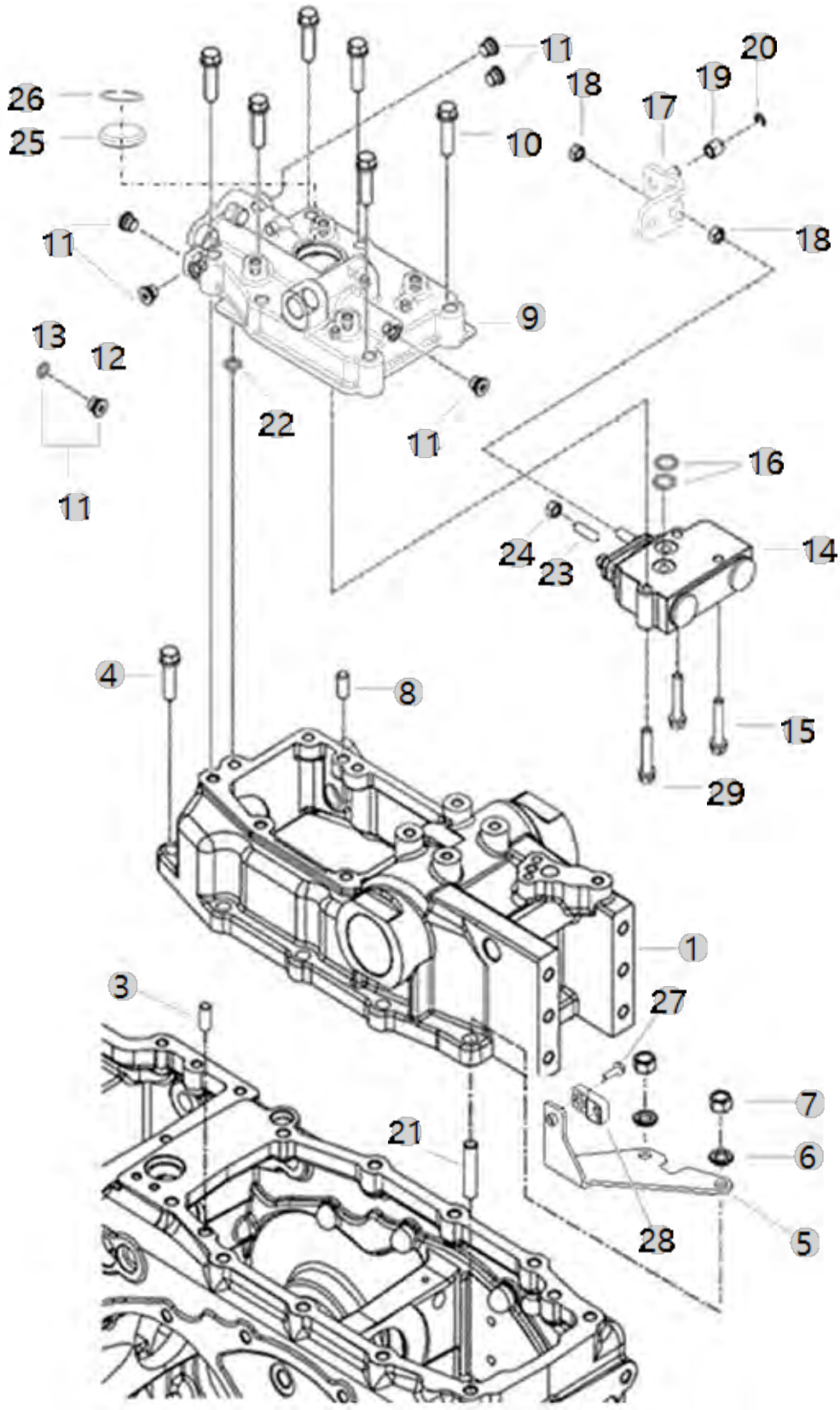
D04000

5025CH(AC02120)

HYDRAULIC CYLINDER

Year/Month

2023-01-18



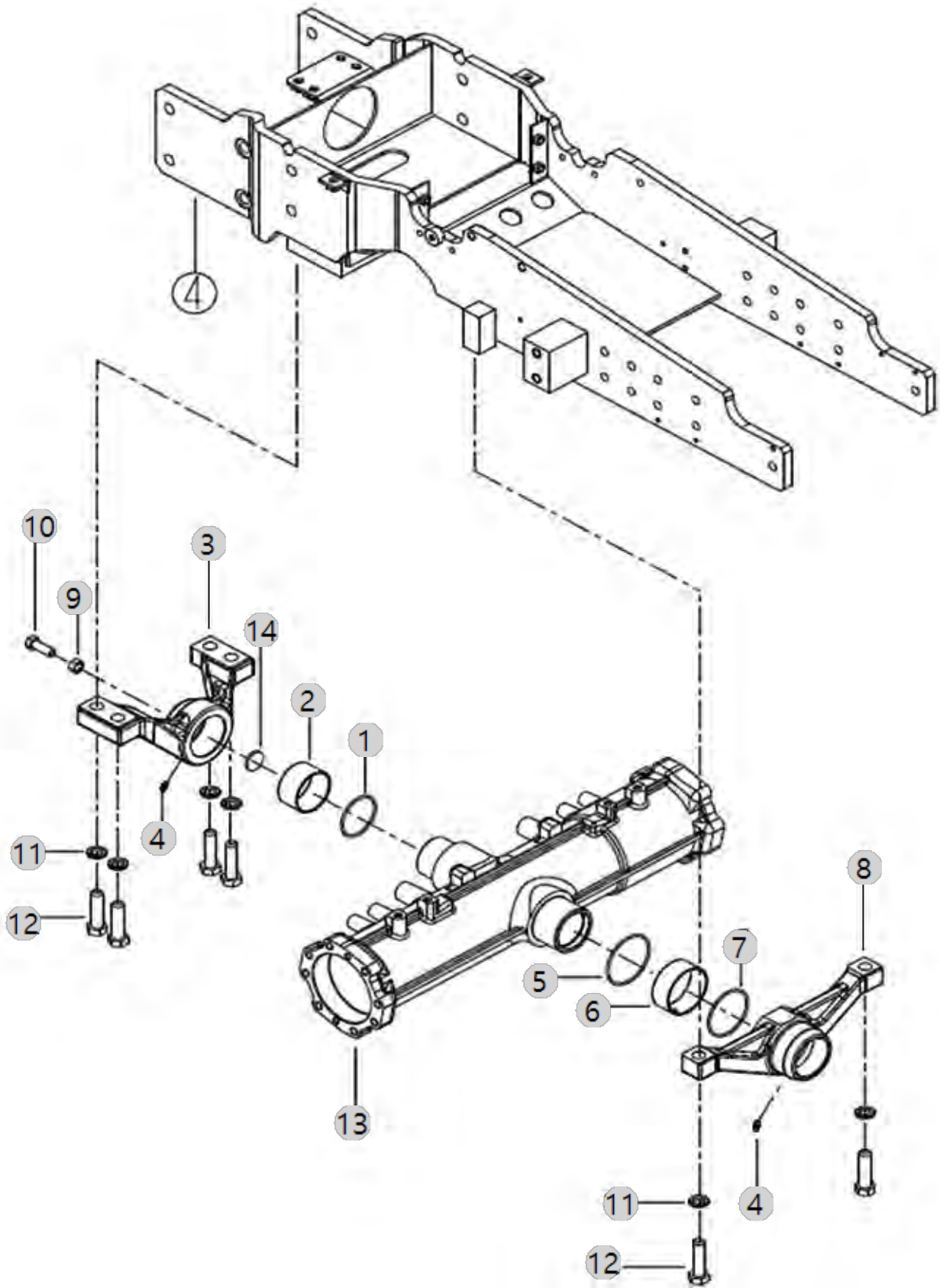
E01010

5025CH(AC02120)

FRONT AXLE CASE

Year/Month

2023-01-18



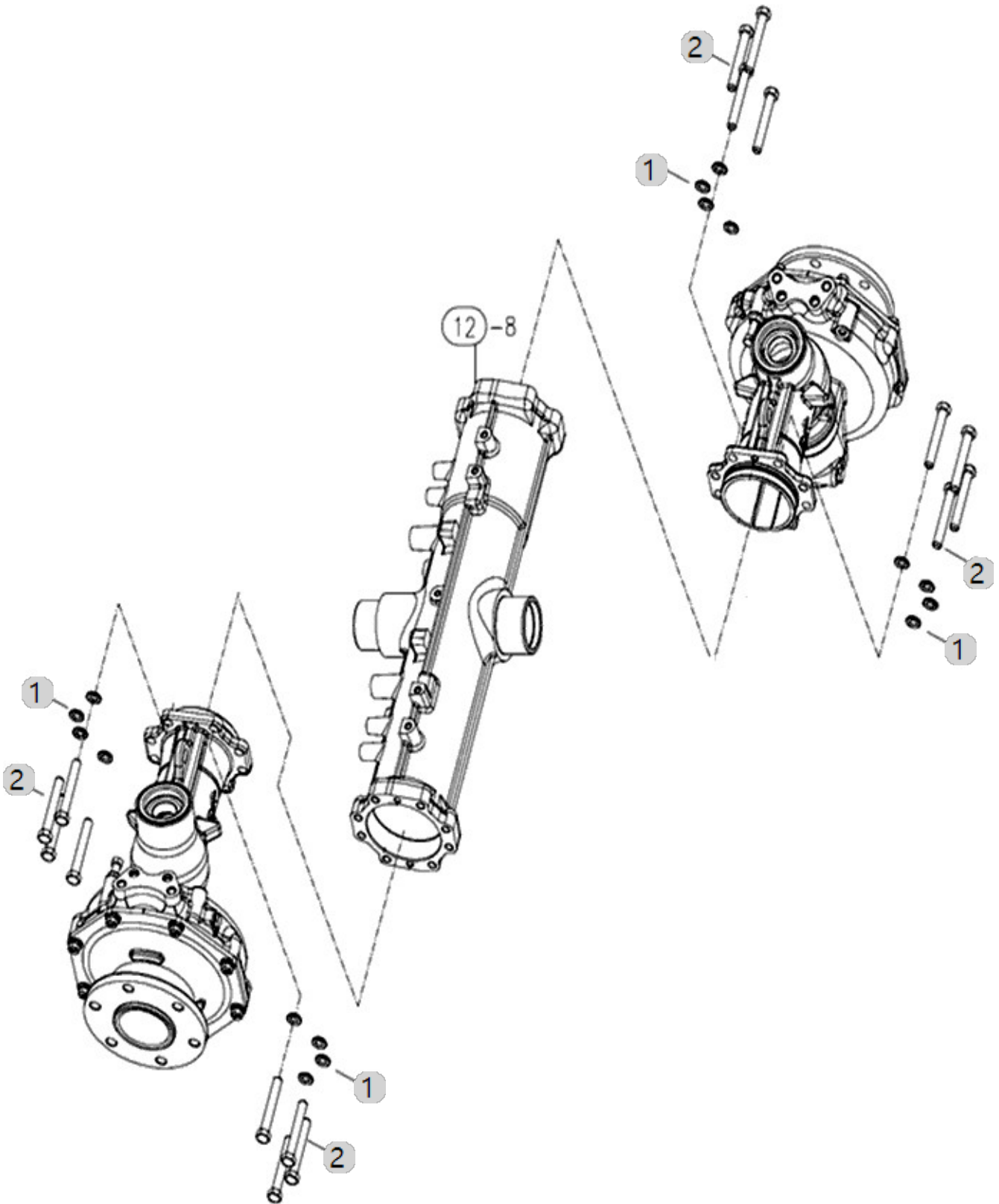
E01013

5025CH(AC02120)

FRONT AXLE CASE/SPACER

Year/Month

2023-01-18



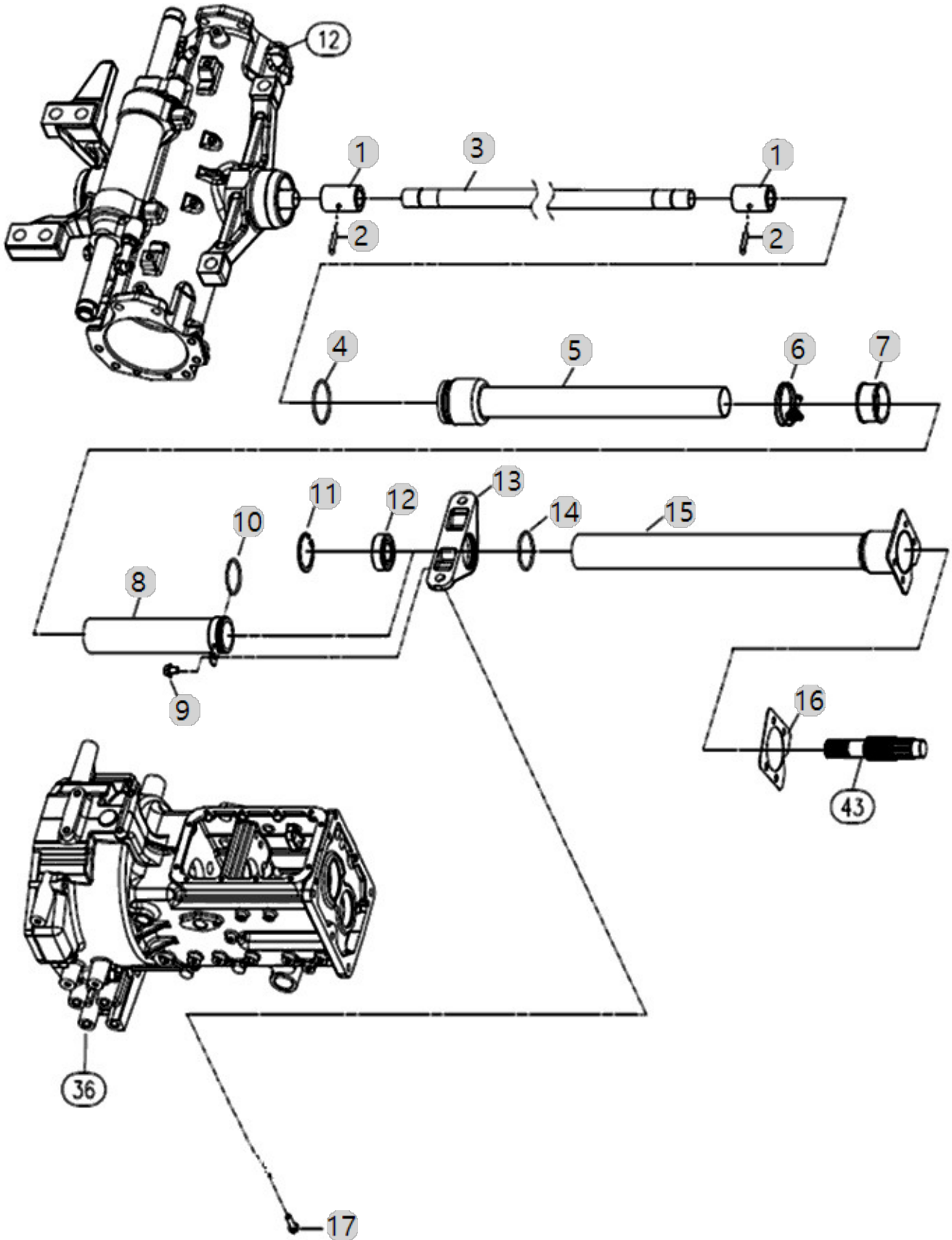
E01020

SHAFT COVER

Year/Month

5025CH(AC02120)

2023-01-18



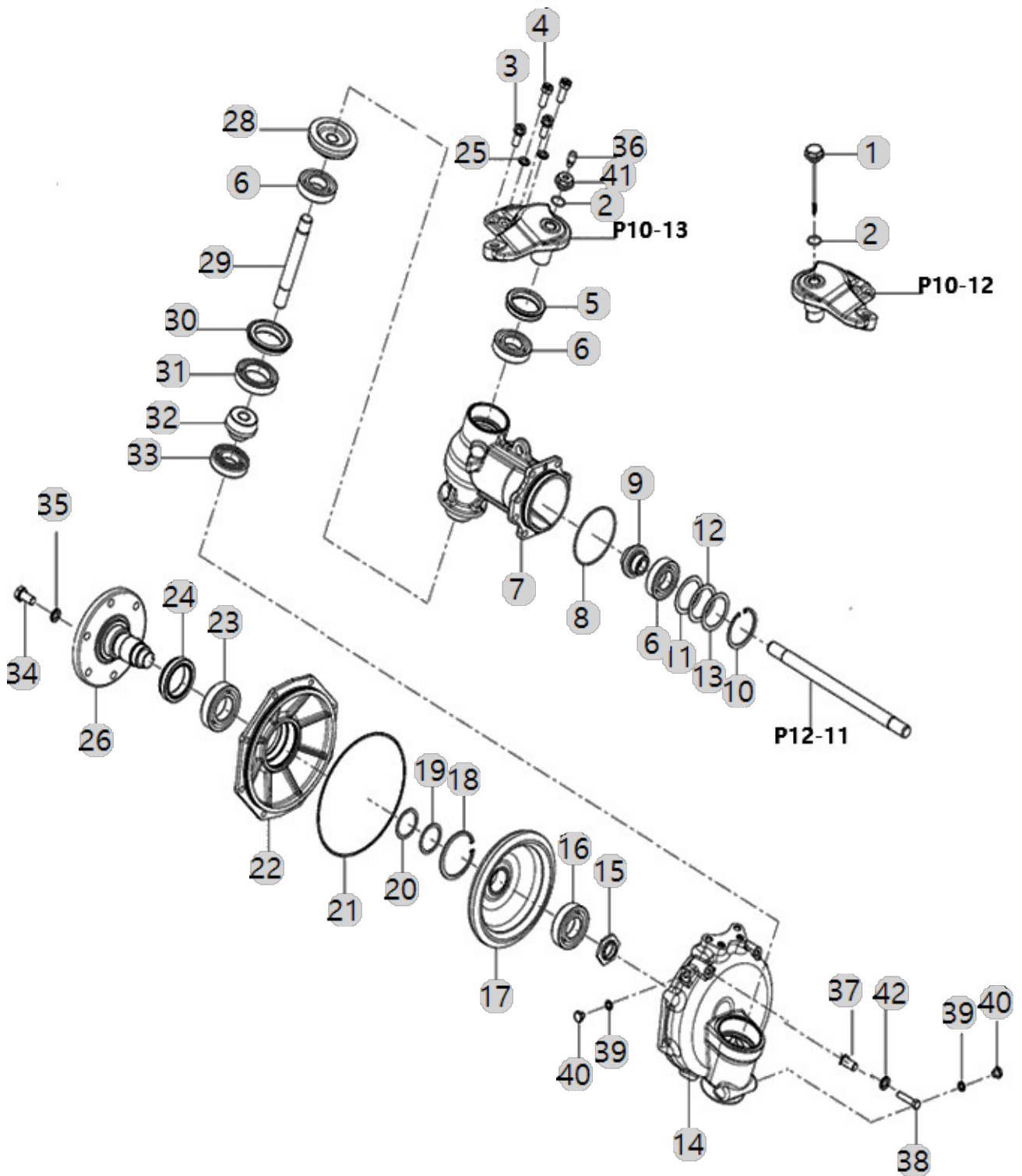
E01030

GEAR CASE, FRONT AXLE

Year/Month

5025CH(AC02120)

2023-01-18



E01030		GEAR CASE, FRONT AXLE				Year/Month
5025CH(AC02120)						2023-01-18
순번 (NO)	부품번호 (PART NO)	품명 (PART NAME)	품명 (PART NAME)	수량 (QTY)	규격 (SPEC)	비고 (REMARK)
1	TA00033805A	검유봉	OIL GUAGE	1		
2	24311-000220	O-RING1AP-22.0	O-RING, DYNAMIC (Φ22)	2	1A P22.0	
3	TA00033468C	와셔조립육각볼트	BOLT W/ WASHER	4		
3	TA00033468B	와셔조립육각볼트	BOLT W/ WASHER	4		
4	TA00033475B	리머볼트	SPACER	4		
4	TA00033475A	리머볼트	RIMER BOLT	4		
5	FE78010000B	오일실 (특수) 55x72x13.5	OIL SEAL (55X72X13.5)	2	55X72X13.5	
6	24101-062074	볼베어링6207	BALL BEARING (#6207)	6	#6207	
7	TA00048728A	프런트기어케이스(20)	CASE, FRONT GEAR	2		
7	TA00041533B	프런트기어케이스	FRONT GEAR CASE L	2		
8	24321-001050	O-링	O-RING	2		
9	TA00033461B	전1축피니언9T	PINION, FRONT 1ST SHAFT	2		
9	TA00033461A	전1축피니언9T	PINION, FRONT 1ST SHAFT	2		
10	22252-000720	구멍용스냅링72	RING, CIRCLIP (Φ 72)	2	D72	
11	TA00033489A	심 0.2T	SHIM 0.2T	2		
12	TA00033488A	심 0.3T	SHIM 0.3T	2		
13	TA00033487A	심 0.5T	SHIM 0.5T	2		
14	TA00033458C	프런트기어박스	GEAR BOX, FRONT	2		
14	TA00033458B	프런트기어박스	GEAR BOX, FRONT	2		
15	TA00033481A	로크너트	LOCK NUT	2		
16	24101-062084	볼베어링6208	Bearing, Ball (#6208)	2	#6208	
17	TA00033474A	베벨기어 49T	GEAR, BEVEL 49T	2		
18	22252-000850	써클립85H	RING, CIRCLIP (Φ 85)	2		
19	TA00033486A	심 0.2T	SHIM 0.2T	1		
20	TA00033485A	심 0.5T	SHIM 0.5T	1		
21	TA00033939A	O링	O RING	2		
22	TA00033459C	프런트베어링케이스	BEARING CASE, FRONT	2		
22	TA00033459B	프런트베어링케이스	BEARING CASE, FRONT	1		
23	24101-062094	볼베어링6209	BALL BEARING (#6209)	2	#6209	
24	TA00041359A	오일씰	OILSEAL	2		
25	22217-120000	스프링와셔	WASHER, SPRING (Φ 12)	2	M12	
26	TA00033460D	프런트스핀들	SPINDLE, FRONT	2		
26	TA00033460C	프런트스핀들	SPINDLE, FRONT	2		
26	TA00033460E	프런트스핀들	SPINDLE, FRONT	2		
26	TA00033460B	프런트스핀들	SPINDLE, FRONT	2		
27	TA00033469A	와셔조립육각볼트	BOLT W/ WASHER	16		
27	TA00033469B	와셔조립육각볼트	BOLT W/ WASHER	16		
28	TA00033463A	전2축기어	FRONT 2ND AXLE LH	2		
29	TA00033464A	전2축	FRONT 2ND SHAFT	2		
30	TC60110000A3	오일실(AJ)	SEAL, OIL	2		
31	24101-060104	볼베어링6010	Bearing, Ball (#6010)	2	#6010	
32	TA00033473A	베벨기어 11T	GEAR, BEVEL 11T	2		
33	TC60340000A4	베어링TM207C3	BEARING(TM207C3)	2	TM207C3	
34	TD23120000A4	보울트(M14X28)	BOLT	12	M14XP1.5	
34	TD23120000B4	프런트 허브 볼트(M14X28)	BOLT	8	M14XP1.5	

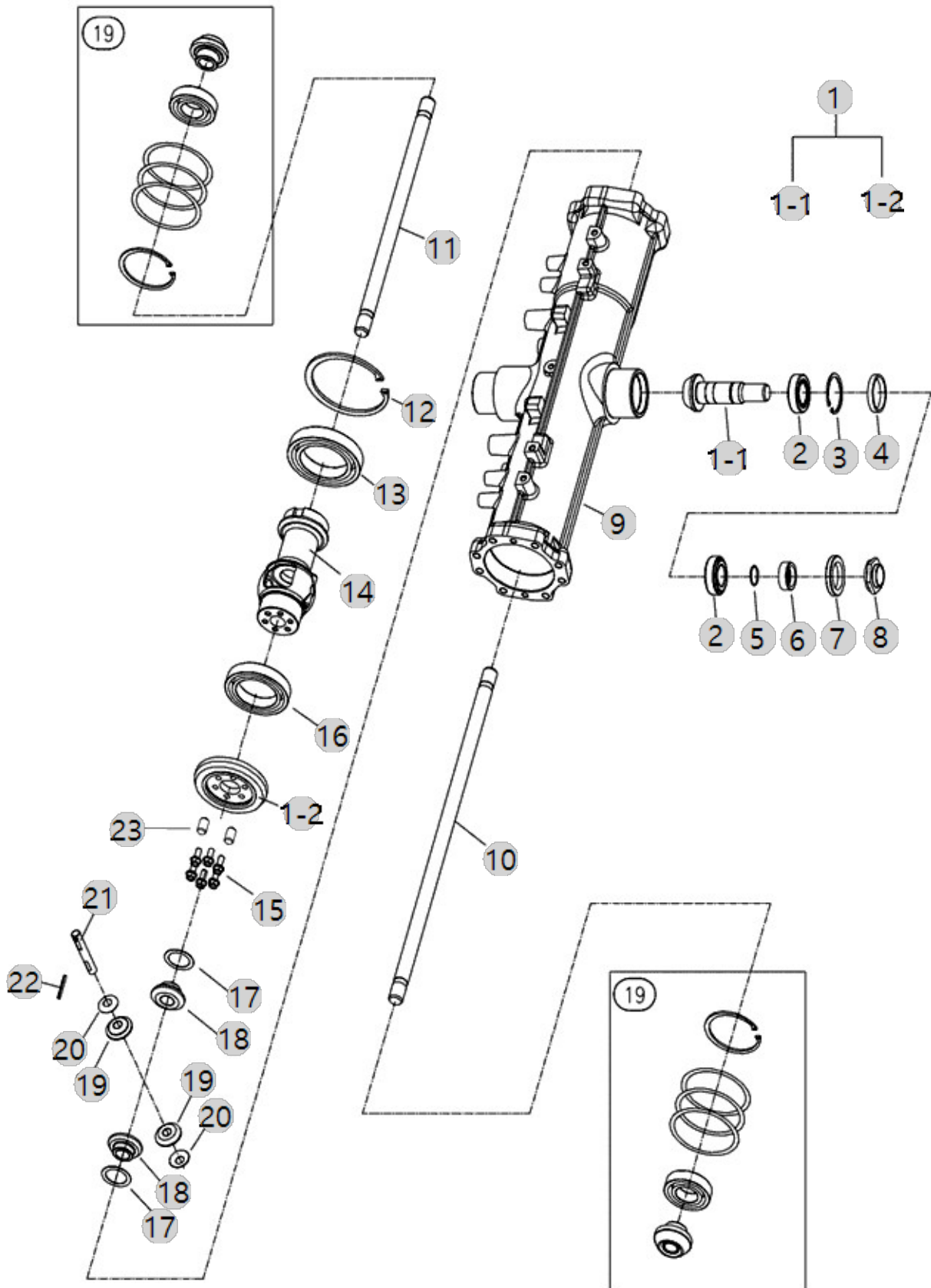
E01070

5025CH(AC02120)

FORNT DRIVE SHAFT

Year/Month

2023-01-18



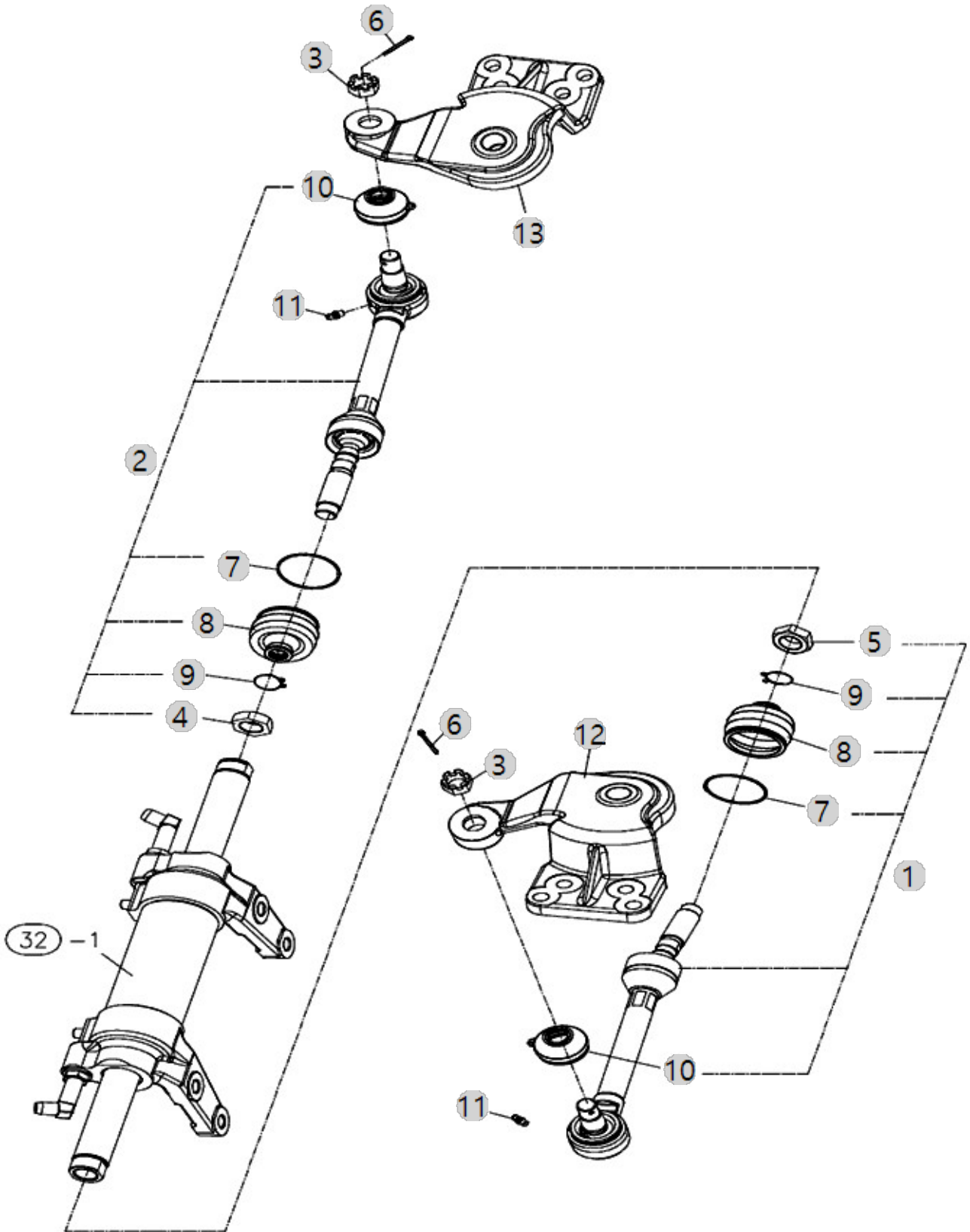
E01080

5025CH(AC02120)

TIE ROD

Year/Month

2023-01-18



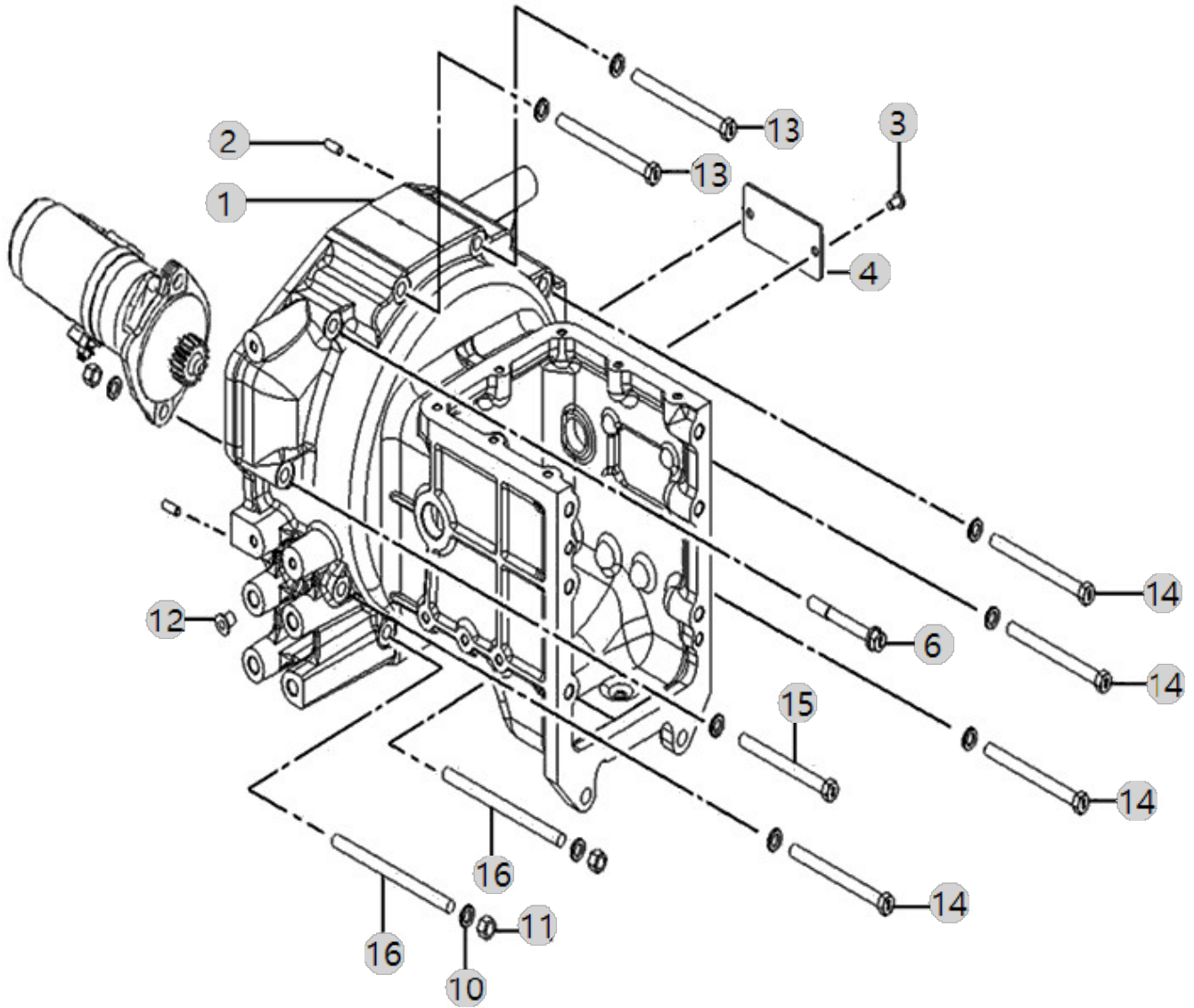
F01011

25CH TM ASSY(NEC)
(AC01458)

FLY WHEEL HOUSING

Year/Month

2023-01-18



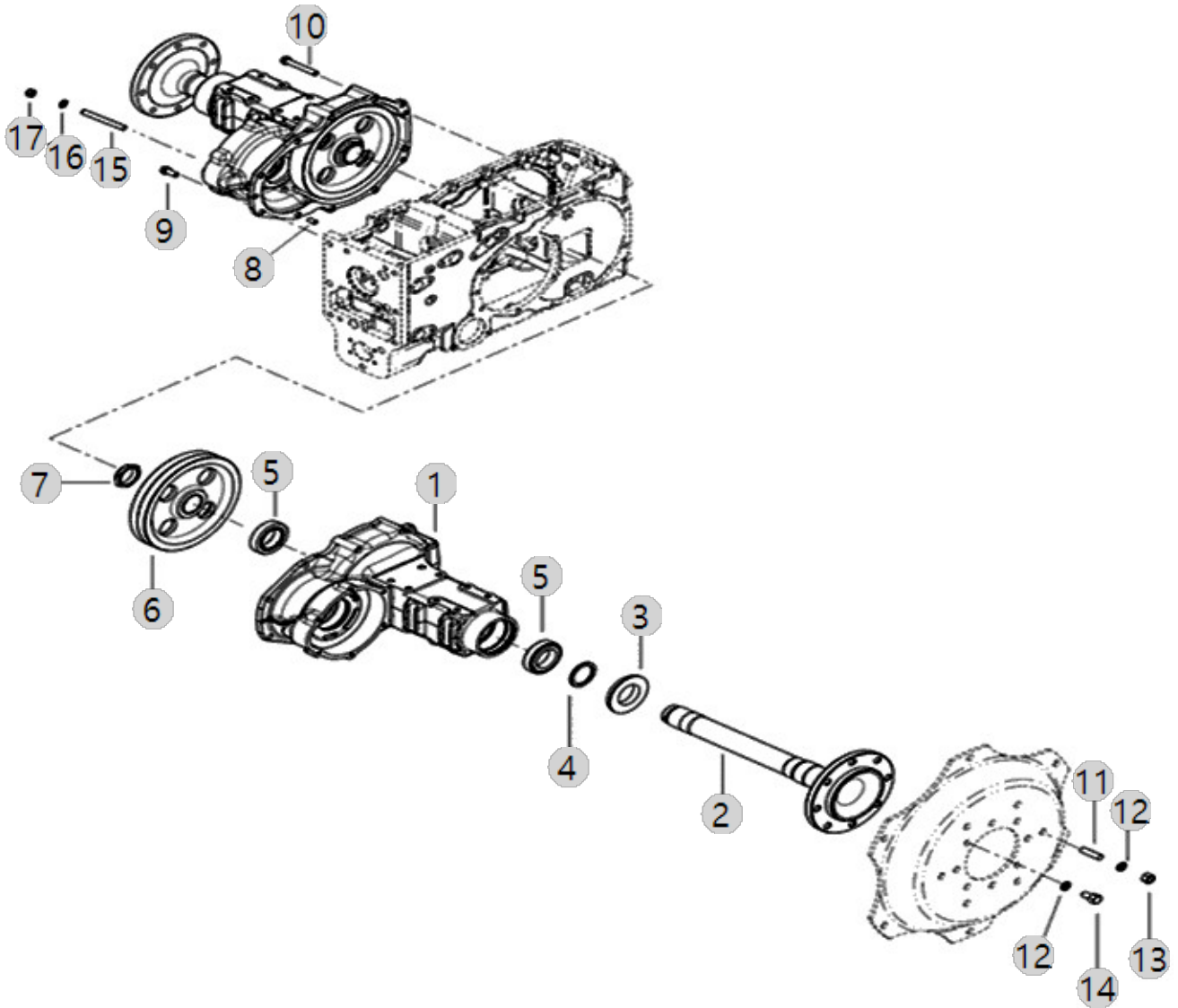
F01030

25CH TM ASSY(NEC)
(AC01458)

HOUSING, REAR AXLE

Year/Month

2023-01-18



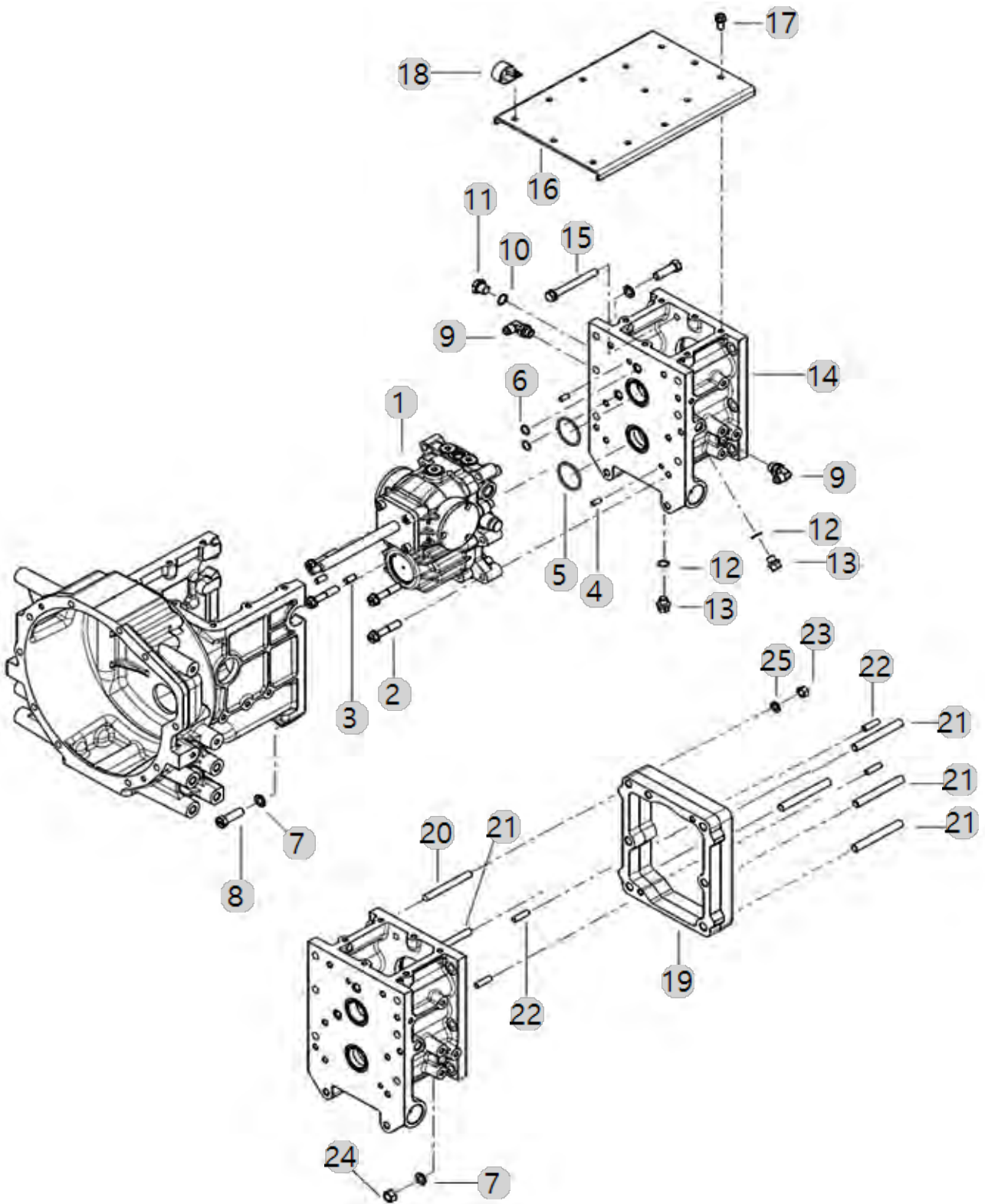
F01050

25CH TM ASSY(NEC)
(AC01458)

HYD SHIFT TRANSMISSION HOUSING

Year/Month

2023-01-18



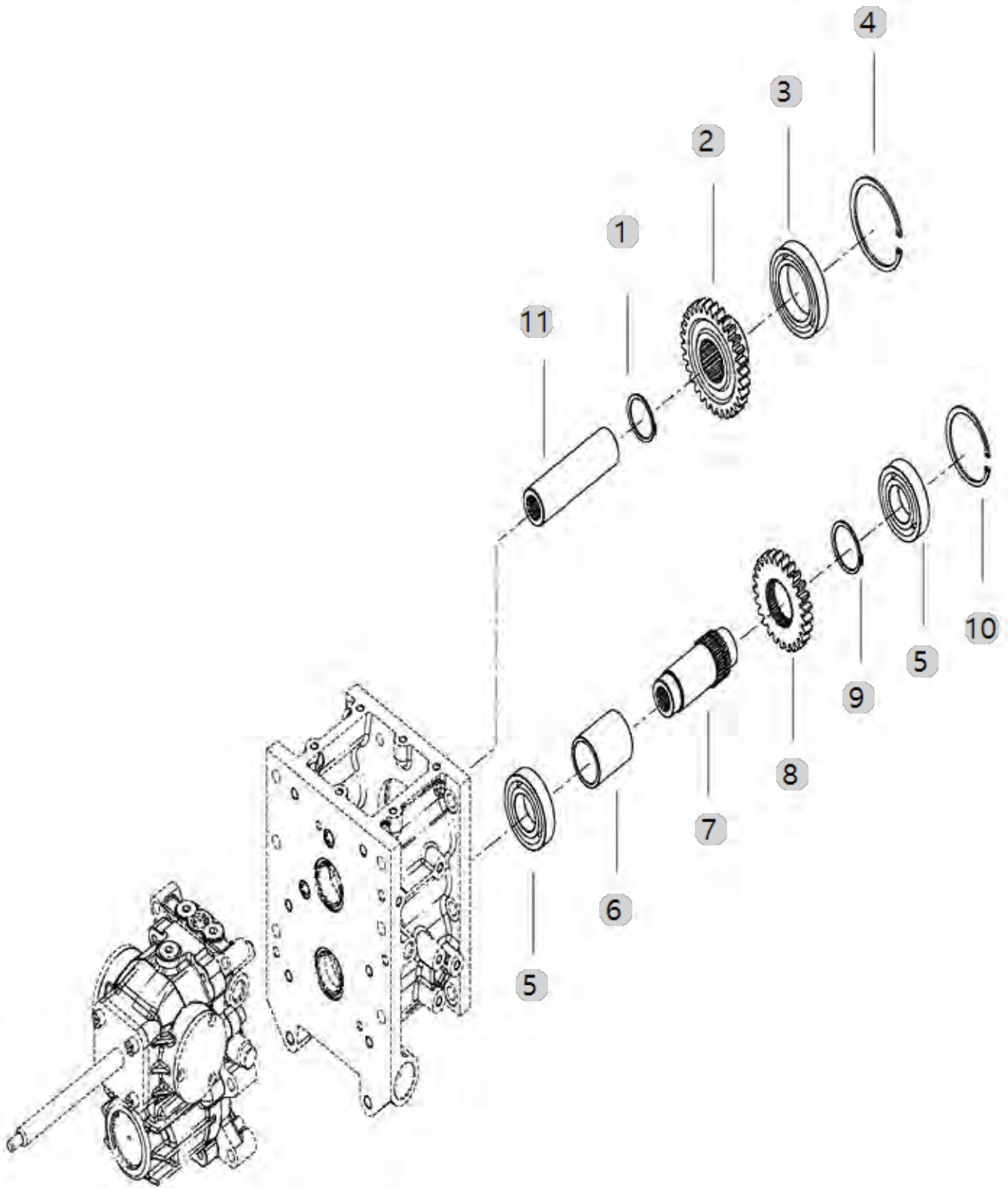
F03030

25CH TM ASSY(NEC)
(AC01458)

HYD SHIFT TRANSMISSION GEAR

Year/Month

2023-01-18



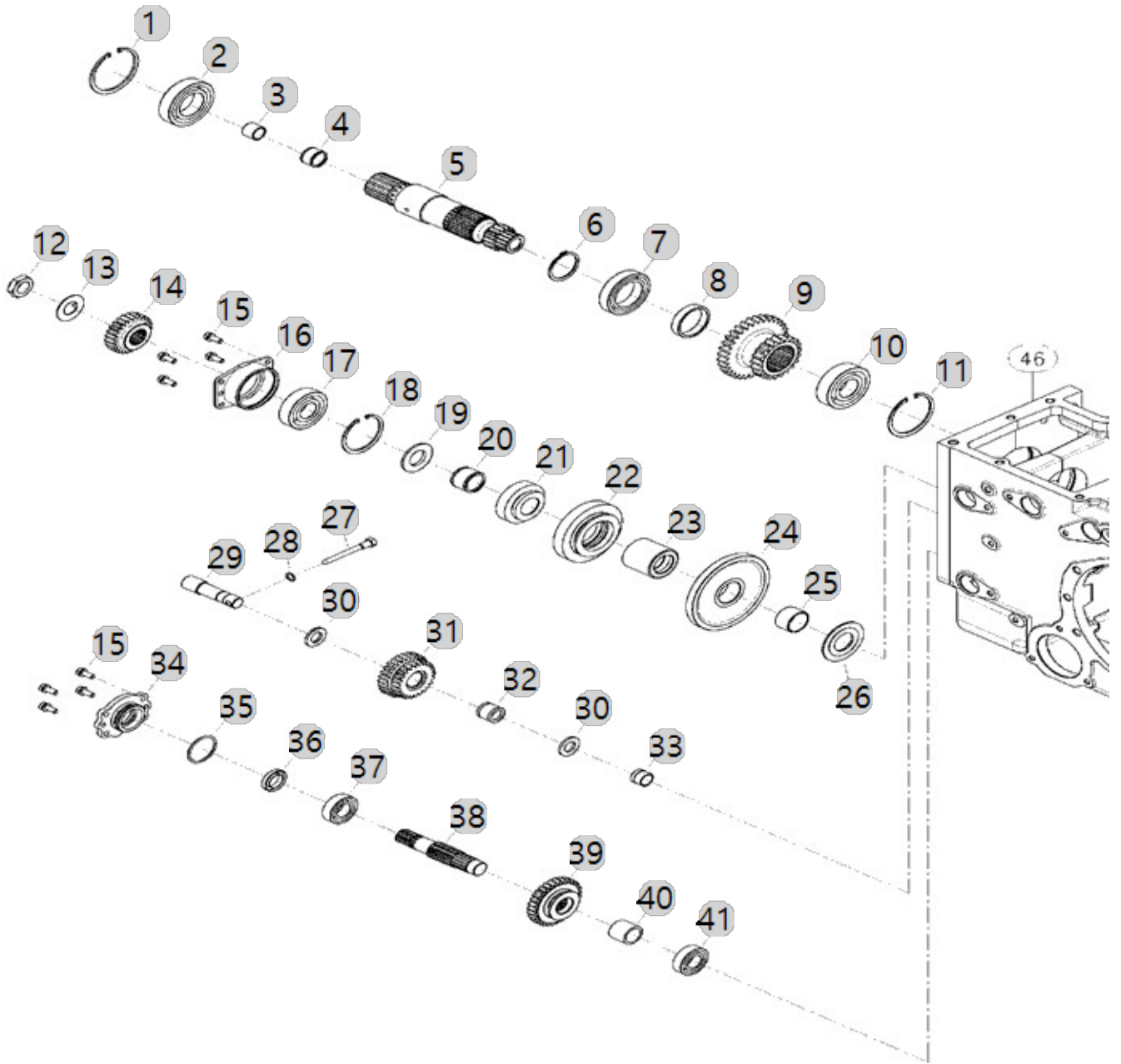
F04000

25CH TM ASSY(NEC)
(AC01458)

FRONT DRIVE & RANGE SHIFT GEAR

Year/Month

2023-01-18



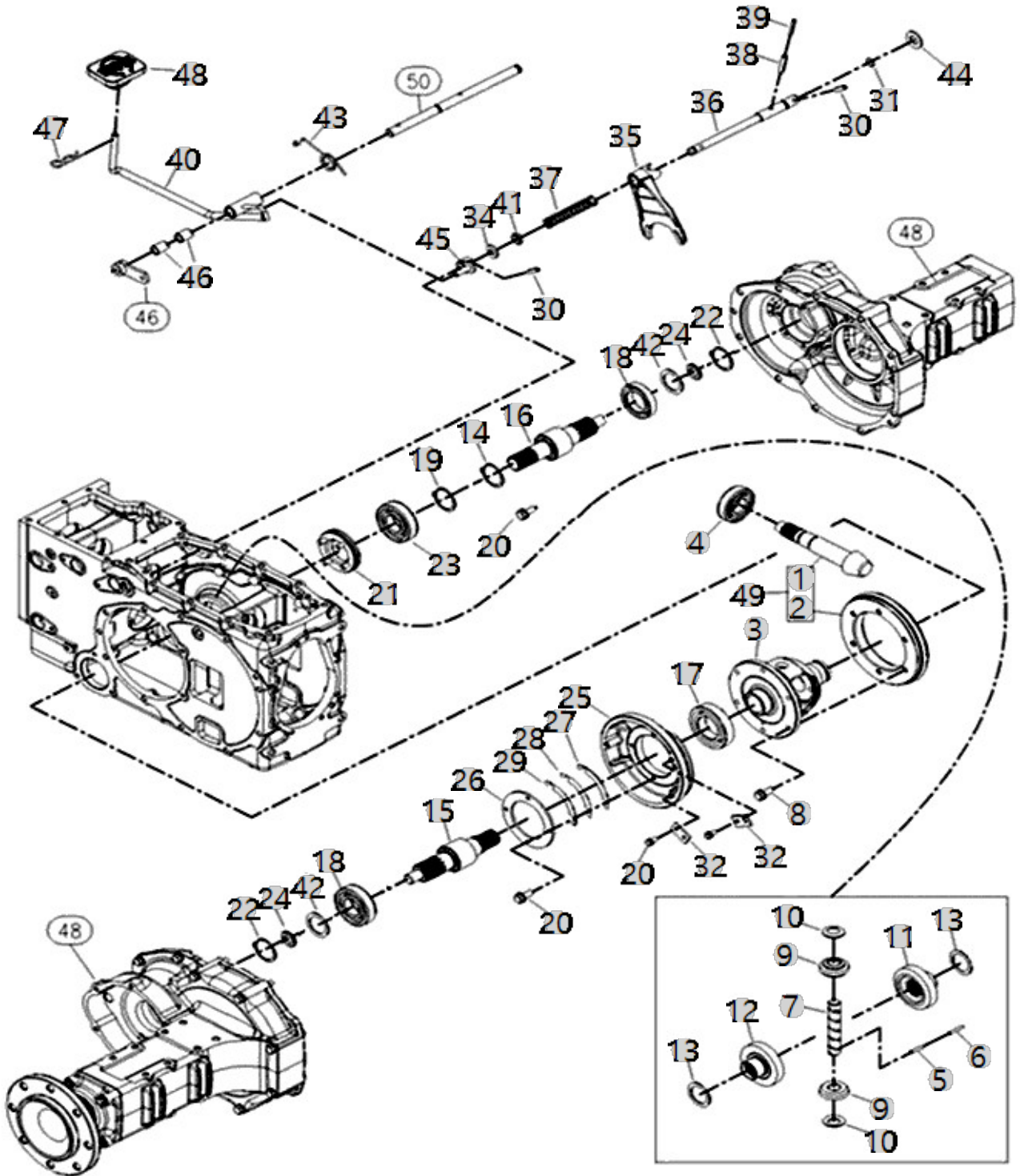
F05000

25CH TM ASSY(NEC)
(AC01458)

DIFFERENTIAL ASS'Y

Year/Month

2023-01-18



F05000 25CH TM ASSY(NEC) (AC01458)		DIFFERENTIAL ASS'Y				Year/Month 2023-01-18
순번 (NO)	부품번호 (PART NO)	품명 (PART NAME)	품명 (PART NAME)	수량 (QTY)	규격 (SPEC)	비고 (REMARK)
1	TN49510000B2	카운터축	COUNTERSAHFT	1		
2	TN49520000D2	링기어	RINGGEAR	1		
3	TN49030000E2	차동케이스	CASE,DIFFERENTIAL	1		
4	TT78020000A3	베어링NJ307R	BEARINGNJ307R	1	NJ307R	DEL.20220323
5	22312-060360	평행핀	PIN, DOWEL (6-36)	1	D6X36	
6	22351-060032	스프링핀	PIN, SPRING (6-32)	1	D6X32	
7	TF64080000A4	피니언축	PINIONSHAFT	1		
8	TF64090000A4	볼트	BOLT	6	M10X1.25X25	
8	TF64090000B4	볼트	BOLT	6		
9	TF64100000B3	차동피니언	PINION	2		
10	TF64110000A4	피니언라이너	PINIONLINER	2	T1.0	
11	TF64120000C3	차동사이드기어(A)	차동사이드기어(A)	1		
11	TF64120000A3	차동사이드기어(A)	DIFF.SIDEGEAR(A)	1		
12	TF64130000A3	차동사이드기어(B)	DIFF.SIDEGEAR(B)	1		
13	TF64140000B4	사이드기어라이너	SIDEGEARLINER	2		
14	22252-000800	구멍용스냅링80	RING, CIRCLIP (Φ 80)	1	D80	
15	TA00032603E	파이널 피니언(좌)	FINAL PINION(L)	1		
16	TA00032596E	파이널 피니언(우)	FINAL PINION(R)	1		
17	24101-062114	볼베어링6211	Bearing, Ball (#6211)	1	#6211	
18	TF64190000A4	베어링6308HL1	BALL BEARING (#6308HL1) -> TF64190000A3	2	NJ307R	DEL.20220323
19	22242-000500	축용스냅링50	SNAP RING, SHAFT (Φ50)	1	D50	
20	26013-080202	와셔조립육각볼트(+SW)	Bolt, Hexa (8-20)	4	M8XP1.25X20	
21	TF64250000B3	데프록스러스트	THRUST, DIFF-LOCK ASSY	1		
22	22252-000900	구멍용스냅링90	RING, CIRCLIP (Φ 90)	2	D90	
23	24101-060104	볼베어링6010	Bearing, Ball (#6010)	1	#6010	
24	22242-000400	축용스냅링40	SNAP RING, SHAFT (Φ 40)	2	D40	
25	TN49550000B2	캐리어	CARRIOR	1		
26	TN49590000A4	리테이너	RETAINER	1		
27	TZ49560000A4	심A(0.5)	SHIMA	3		
28	TZ49570000A4	심B(0.3)	SHIMB	3		
29	TZ49580000A4	심C(0.1)	SHIMC	2		
30	22351-080032	스프링핀	PIN, SPRING (8-32)	2	D8X32	
31	24311-000160	O-링 P 16	O-RING, DYNAMIC (Φ16)	1	P16	
32	TB32360000A4	리테이너	RETAINER	2	T4.5X25X50	
34	TN49380000A4	와셔	WASHER	1	T4.2X30X30	
35	TN49400000B2	차동포크	FORKDIFFERENTIALLOCK	1		
36	TA00027271B	포크축	SHAFT	1		
36	TA00027271C	포크축	SHAFT	1		
37	TN49430000A4	스프링	SPRING	1	D4.0	
38	22351-080040	스프링핀8X40	PIN, SPRING (8-40)	1	D8X40	DEL.20221012
39	22351-050040	스프링핀5X40	PIN, SPRING (5-04)	1	D5X40	DEL.20221012
40	TA00027273C	차동페달조합	DIFFERENTIAL PEDAL ASS'Y	1	NONE	
40	TA00027273B	차동페달조합	DIFFERENTIAL PEDAL	1	NONE	
41	24421-152507	오일실TC152507	Seal, Oil (#15-25-07)	1	TC15X25X7	
42	TA00044074A	스페이서(50X40X3T)	SPACER (50x40x3T)	2		

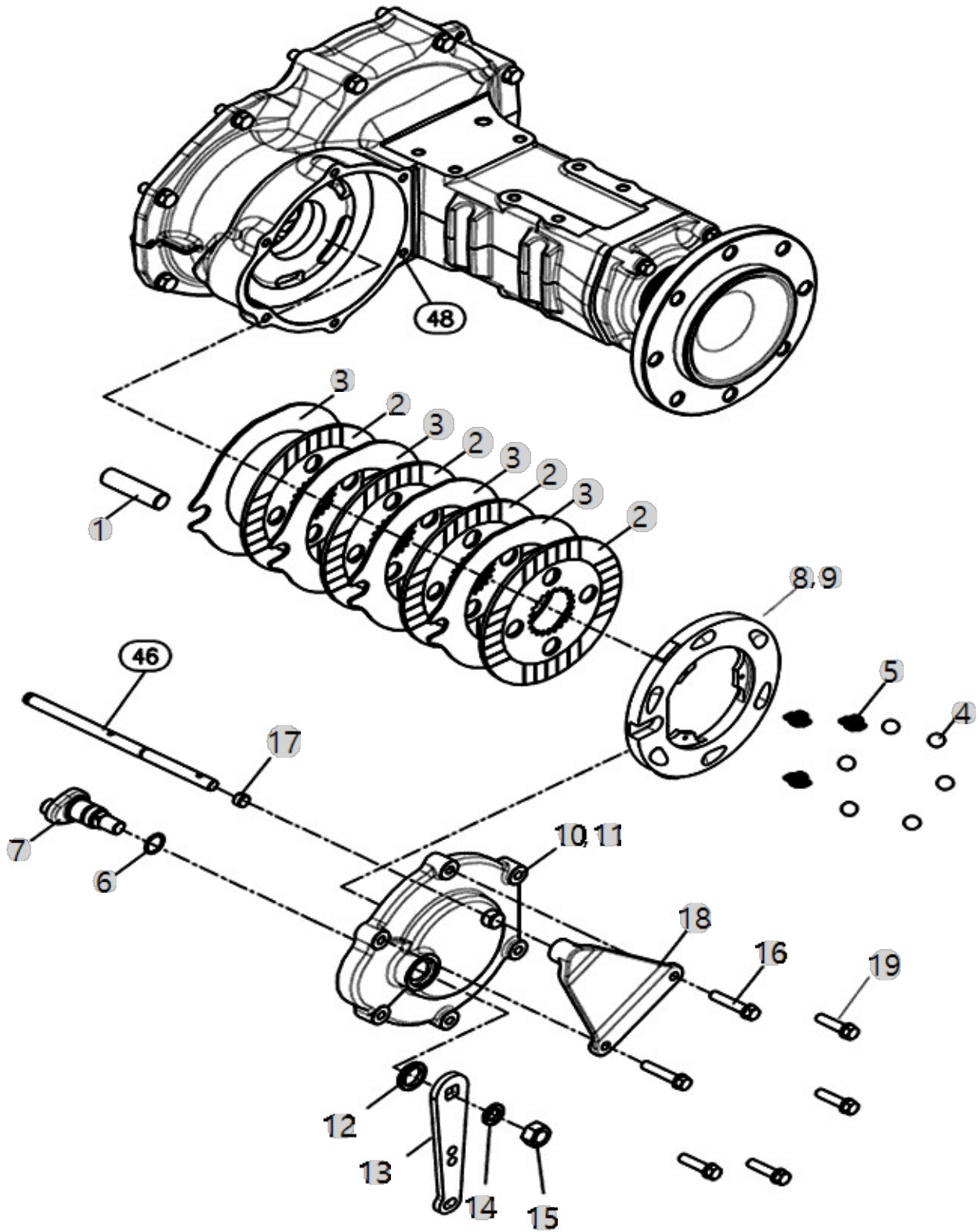
F06030

25CH TM ASSY(NEC)
(AC01458)

BRAKE

Year/Month

2023-01-18



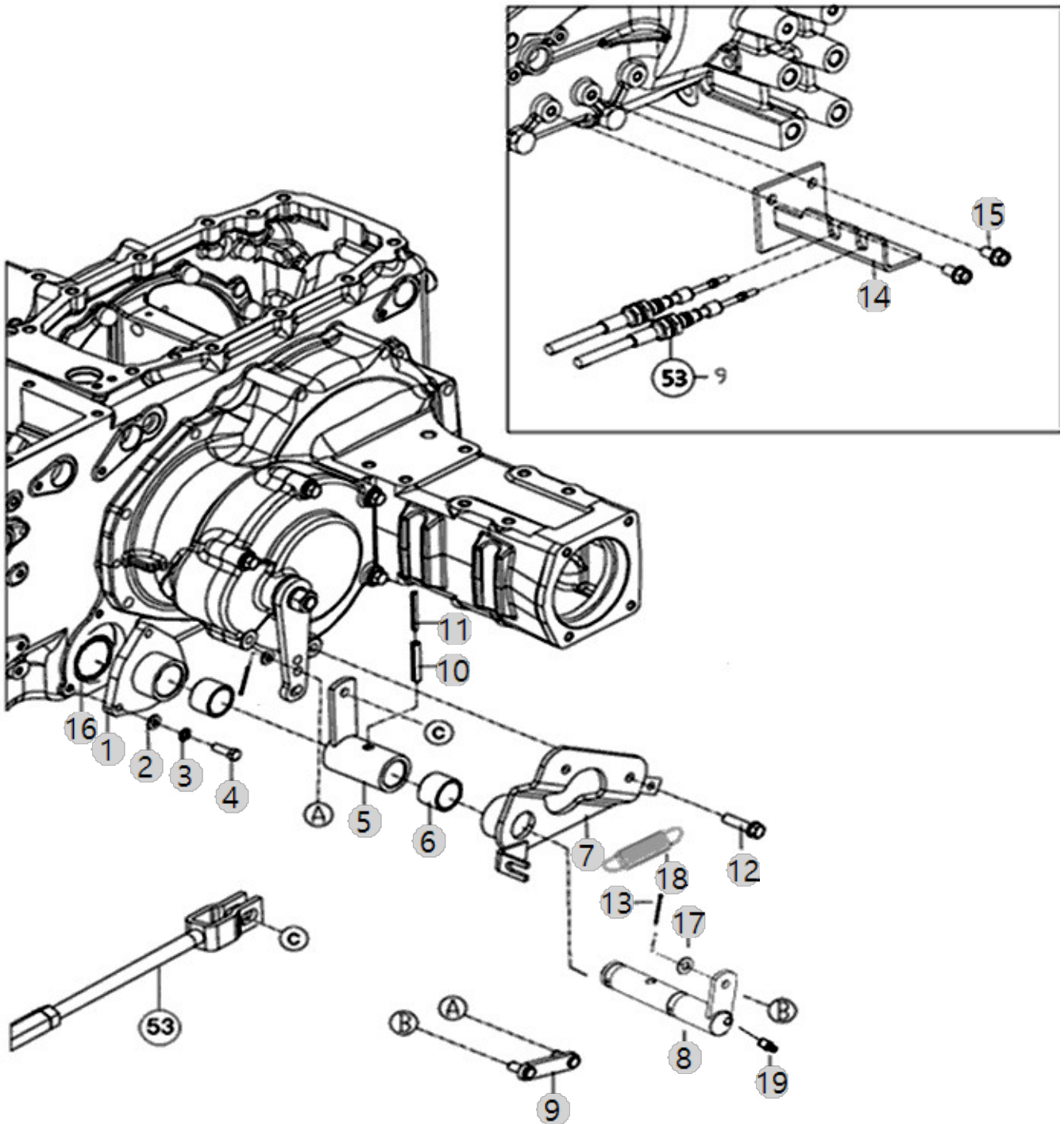
F06031

25CH TM ASSY(NEC)
(AC01458)

SUPPORT, BRAKE

Year/Month

2023-01-18



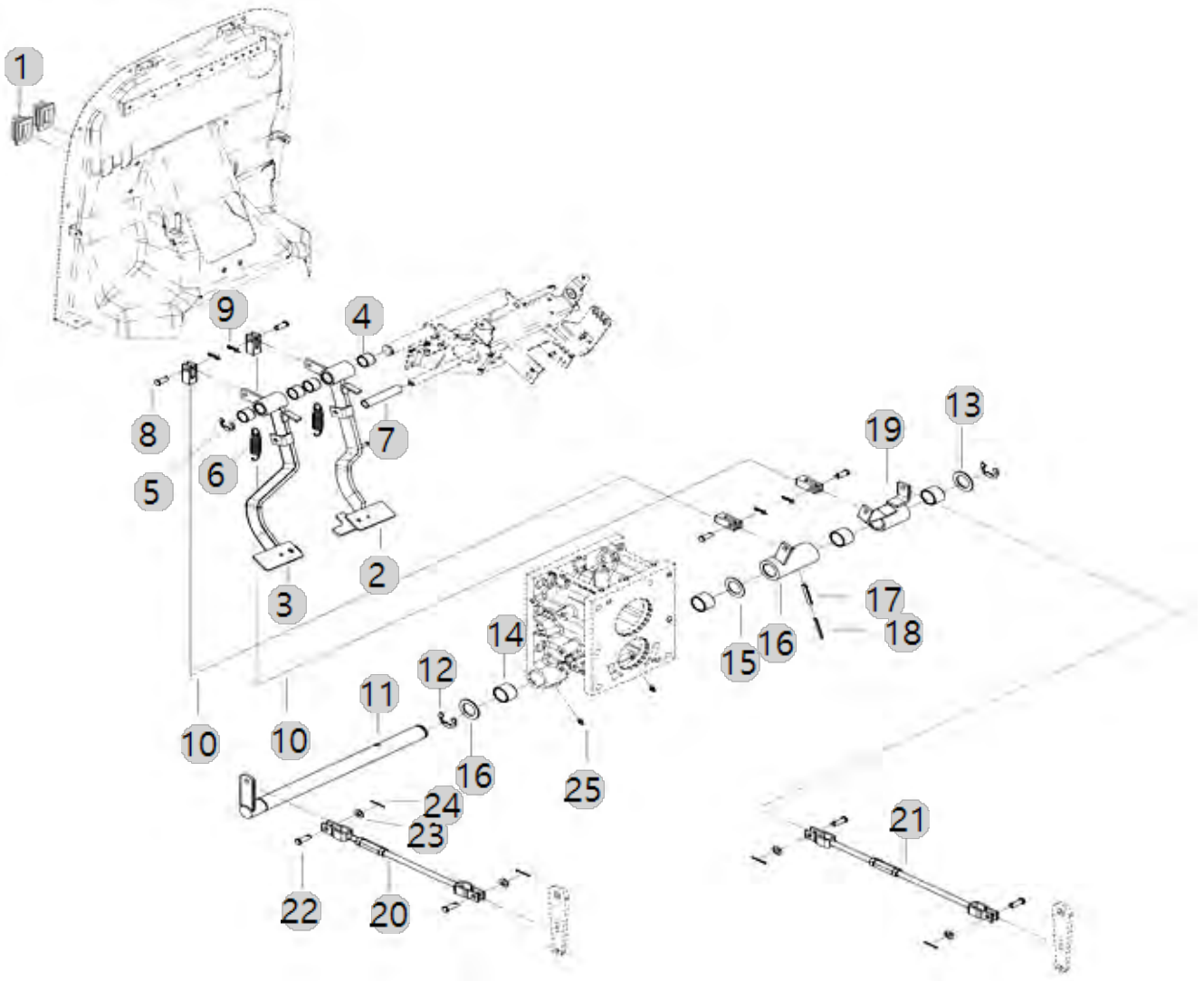
F06033

25CH TM ASSY(NEC)
(AC01458)

BRAKE LINK

Year/Month

2023-01-18



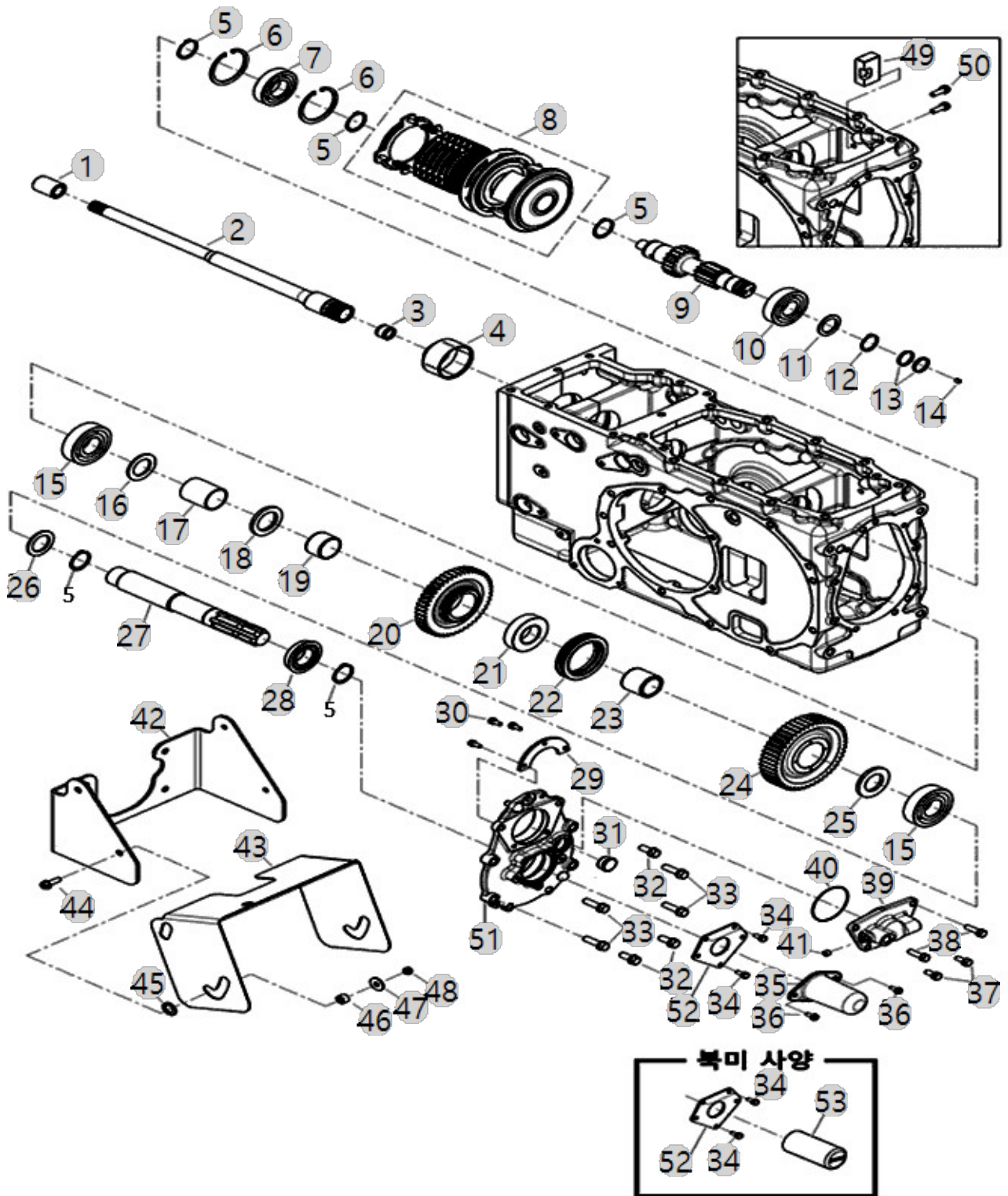
F07000

25CH TM ASSY(NEC)
(AC01458)

GEAR, IND PTO SPEED CHANGE

Year/Month

2023-01-18



F07000 25CH TM ASSY(NEC) (AC01458)		GEAR, IND PTO SPEED CHANGE				Year/Month 2023-01-18
순번 (NO)	부품번호 (PART NO)	품명 (PART NAME)	품명 (PART NAME)	수량 (QTY)	규격 (SPEC)	비고 (REMARK)
1	TN4520000A4	조인트	JOINT	1		
2	TA00015484A	FLOODLAMP(AL156627)	FLOODLAMP	1		
3	24161-182417	니들베어링	Bearing, Needle (#18-24-17)	1	KT182417	
4	NT4548000A3	PTO커플링	PTO COUPLING	1		
5	22242-000350	축용스냅링35	SNAP RING, SHAFT (Φ 35)	5	D35	
6	22252-000720	구멍용스냅링72	RING, CIRCLIP (Φ 72)	2	D72	
7	24101-062074	볼베어링6207	BALL BEARING (#6207)	1	#6207	
8	TA00026514D	PTO클러치팩	PTO CLUTCH PACK	1		
9	NT4592000A2	PTO변속축	SHAFT, PTO SHIFT	1		
10	24101-063064	볼베어링6306	Bearing, Ball (#6306)	1	#6306	
11	TN4552000A4	칼라	COLLAR	1		
12	22242-000300	축용스냅링30	SNAP RING, SHAFT (Φ 30)	1	D30	
13	TT64070000B	시일링	SEALING	2		
13	TT64070000B4	시일링	SEAL RING	2	26X30X3	
14	TT64080000A4	멈춤나사 M7X1	RETAININGSCREWM7X1	1	M7XP1.0	
15	24101-063074	볼베어링6307	Bearing, Ball (#6307)	2	#6307	
16	NT45670000B	스러스트와셔	THRUST WASHER	1		
16	NT45670000B4	스러스트와셔	THRUST WASHER	1	3.0T	
17	NT45680000B	스페이서	SPACER	1		
17	NT45680000B4	스페이서	SPACER	1	D45XT2.6	
18	NT45440000B	칼라	COLLAR	1		
18	NT45440000C4	칼라	COLLAR	1		
19	TA00033210A	니들부시D	NEEDLE BUSH D	2		
20	TA00033211B	PTO기어46T	GEAR 46T, PTO	1		
20	TA00033211C	PTO기어46T	GEAR 46T, PTO	1		
21	TZ4510000A3	PTO허브	HUB,P.T.O	2		
21	TZ4510000B3	PTO허브	HUB,P.T.O	2		
22	TZ4511000C4	PTO슬리브	SLEEVE,P.T.O	2		
23	TA00033209A	니들부시B	NEEDLE BUSH B	1		
24	TA00033212B	PTO기어49T	GEAR 49T, PTO	1		
24	TA00033212C	PTO기어49T	GEAR 49T, PTO	1		
25	TZ4514000A4	칼라	COLLAR	1		
25	TZ4514000B4	칼라	COLLAR	1	5T	
26	TN4512000A4	와셔	WASHER	1	T3.0X60X60	
27	TA00031577A	PTO축 (3단)	SHAFT, PTO	1		
27	NT45130000B3	PTO축	shaft, PTO	1		
28	TT6204000A3	PTO 오일실 QLF35X60X19	PTO OIL SEAL QLF35X60X19	1	35X60X19	
29	NT4564000A4	베어링커버	Bearing Cover	1		
30	26013-060162	와셔조립육각볼트(+SW)	Bolt, Hexa (6-16)	3	M6XP1.0X16	
31	TCA8130000A4	검유창	SIGHTGLASS -> NT45690000A4	1		
32	26013-100252	와셔조립육각볼트(+SW)	SCREW, CAPTIVE WASHER CAP	3	M10X1.50X02	
33	26013-100352	볼트	Bolt, Hexa (10-35)	4		
34	26013-060162	와셔조립육각볼트(+SW)	Bolt, Hexa (6-16)	3	M6XP1.0X16	
35	TT80030000A3	P.T.O커버	P.T.OCOVER	1		
36	26106-060162	육각플랜지 볼트	HEXFLANGE BOLT	2	M6XP1.0X16	

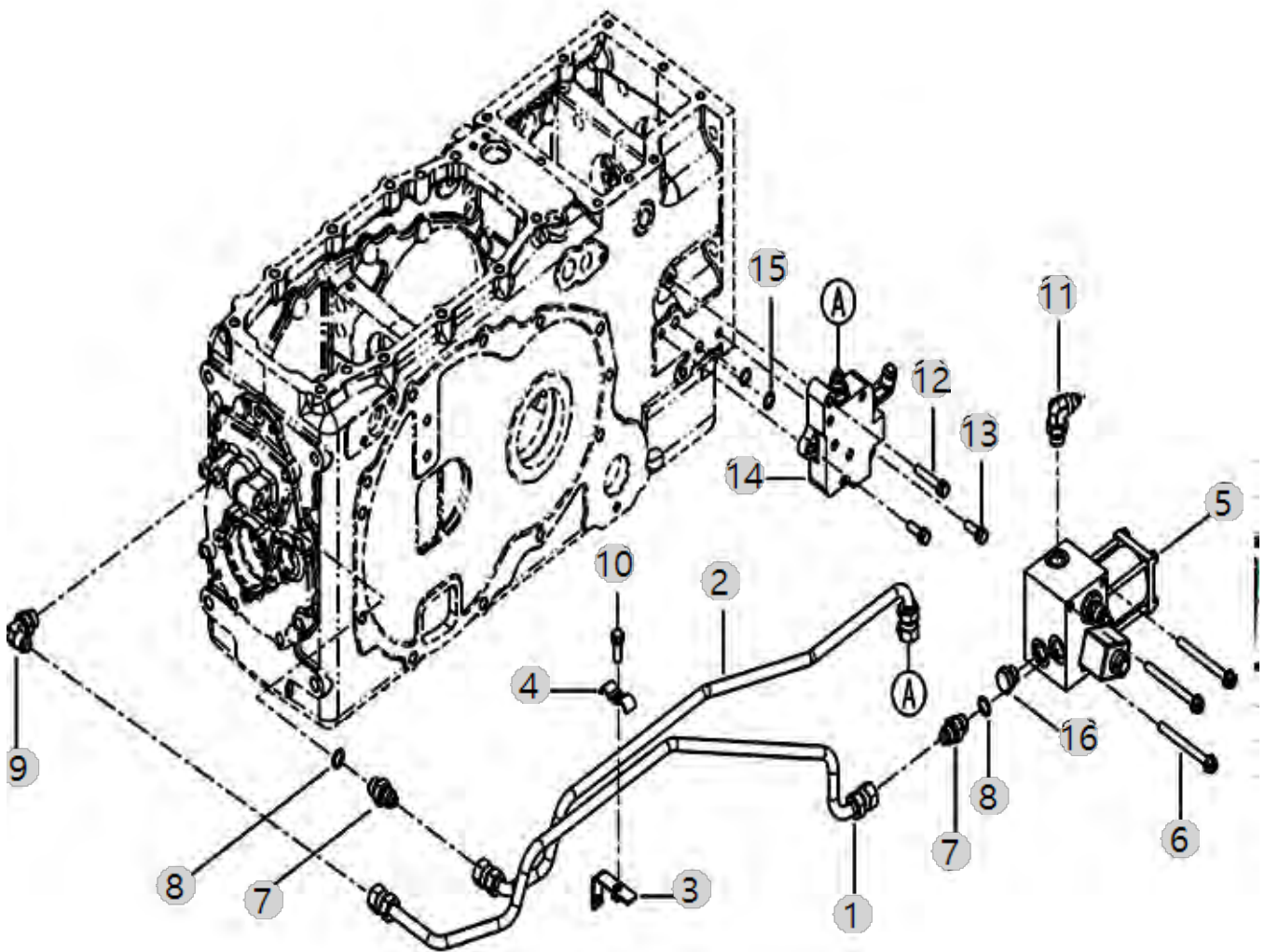
F07050

25CH TM ASSY(NEC)
(AC01458)

PTO VALVE

Year/Month

2023-01-18



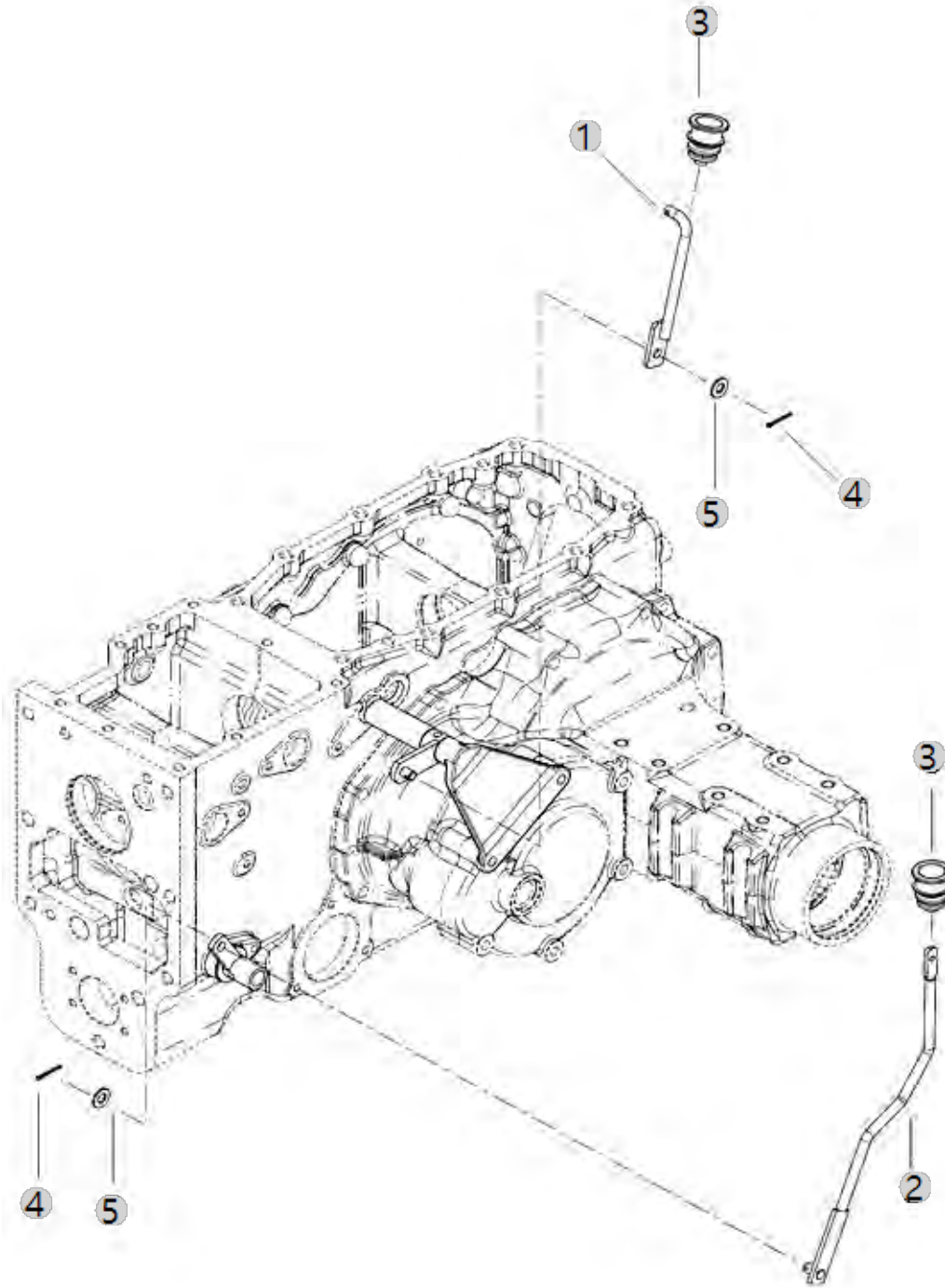
F07120

25CH TM ASSY(NEC)
(AC01458)

ROD ASSY, PTO & 4WD

Year/Month

2023-01-18



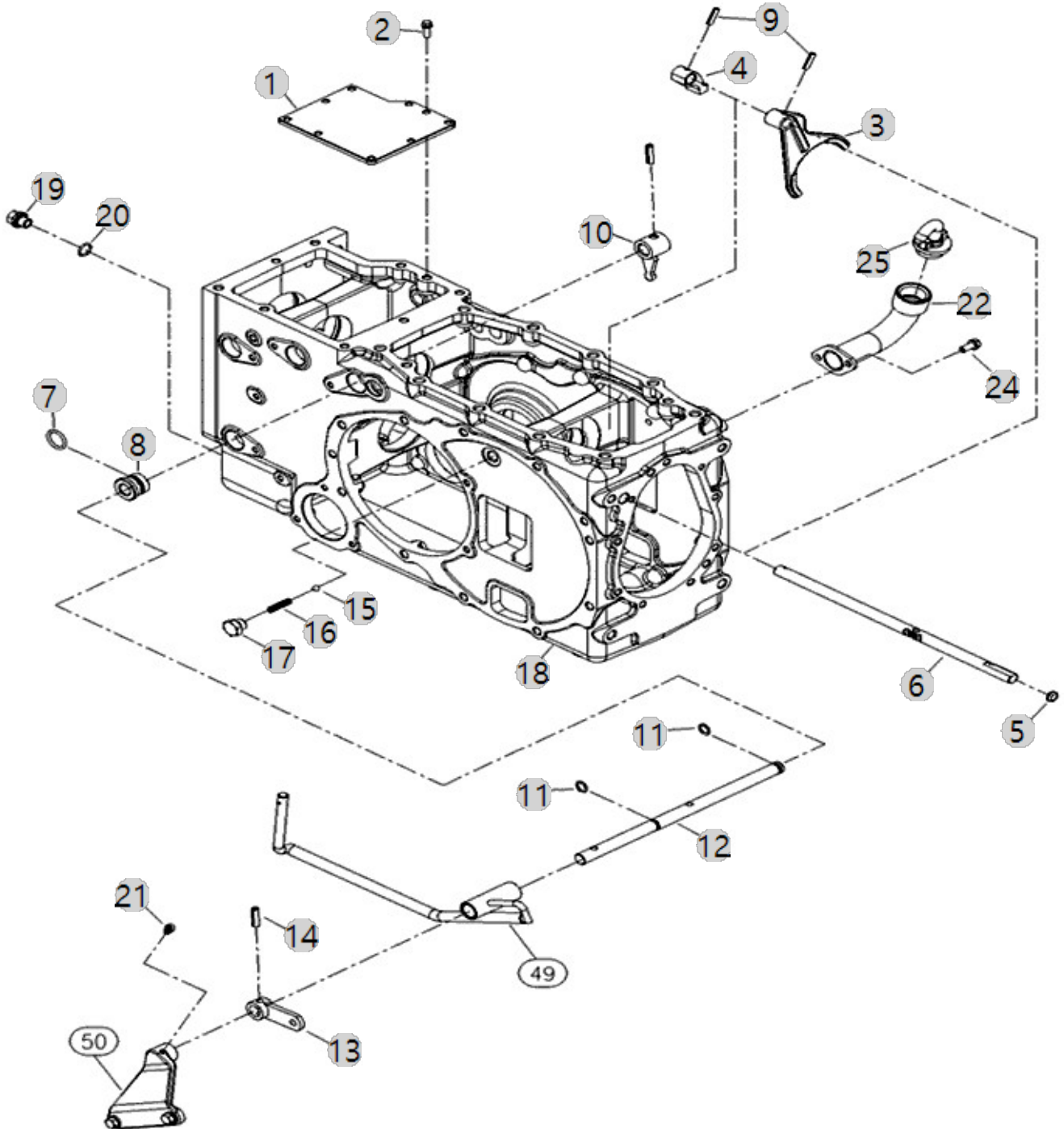
F08060

25CH TM ASSY(NEC)
(AC01458)

FORK, PTO SHIFT

Year/Month

2023-01-18



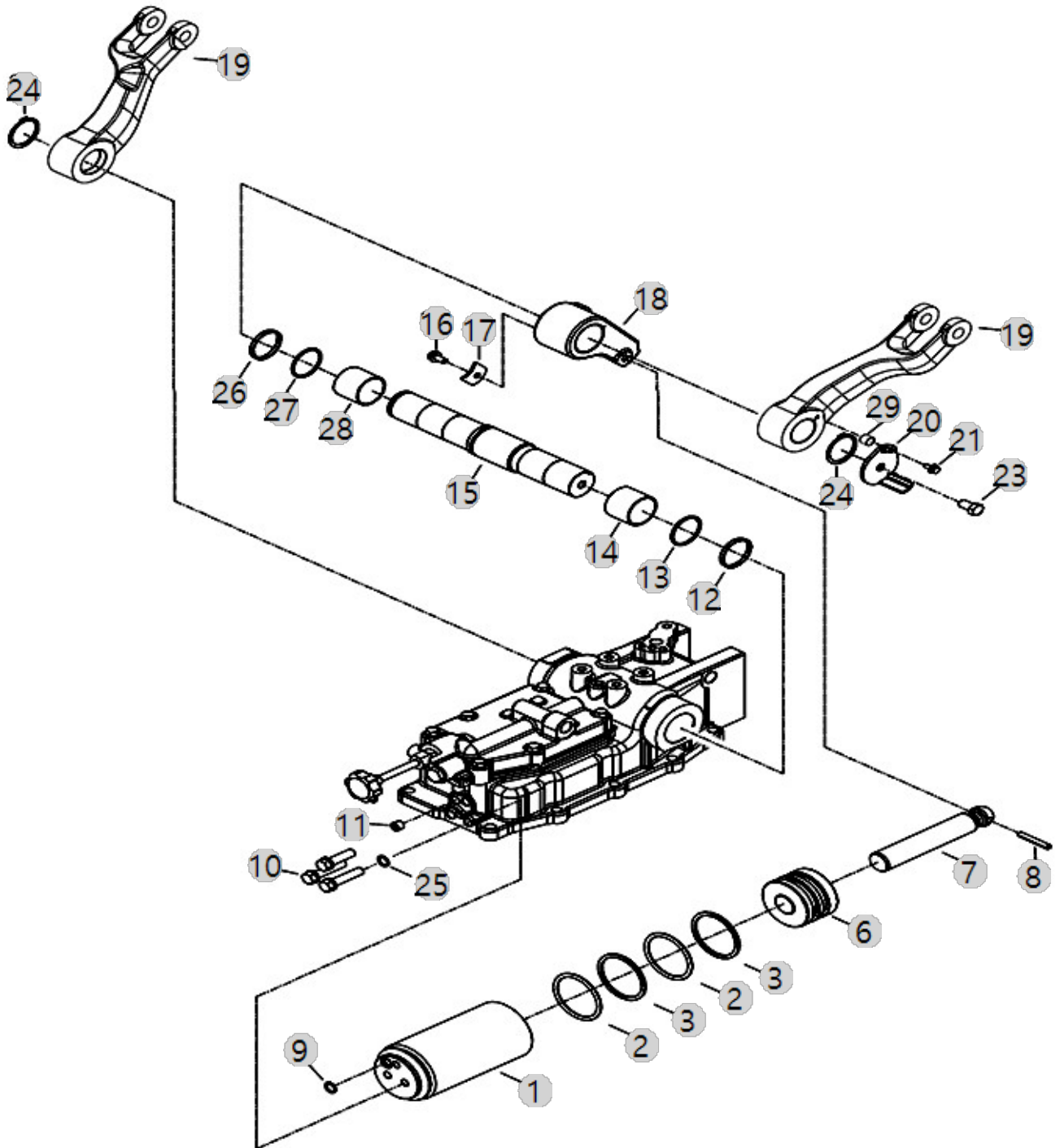
F10020

25CH TM ASSY(NEC)
(AC01458)

LIFT ARM

Year/Month

2023-01-18



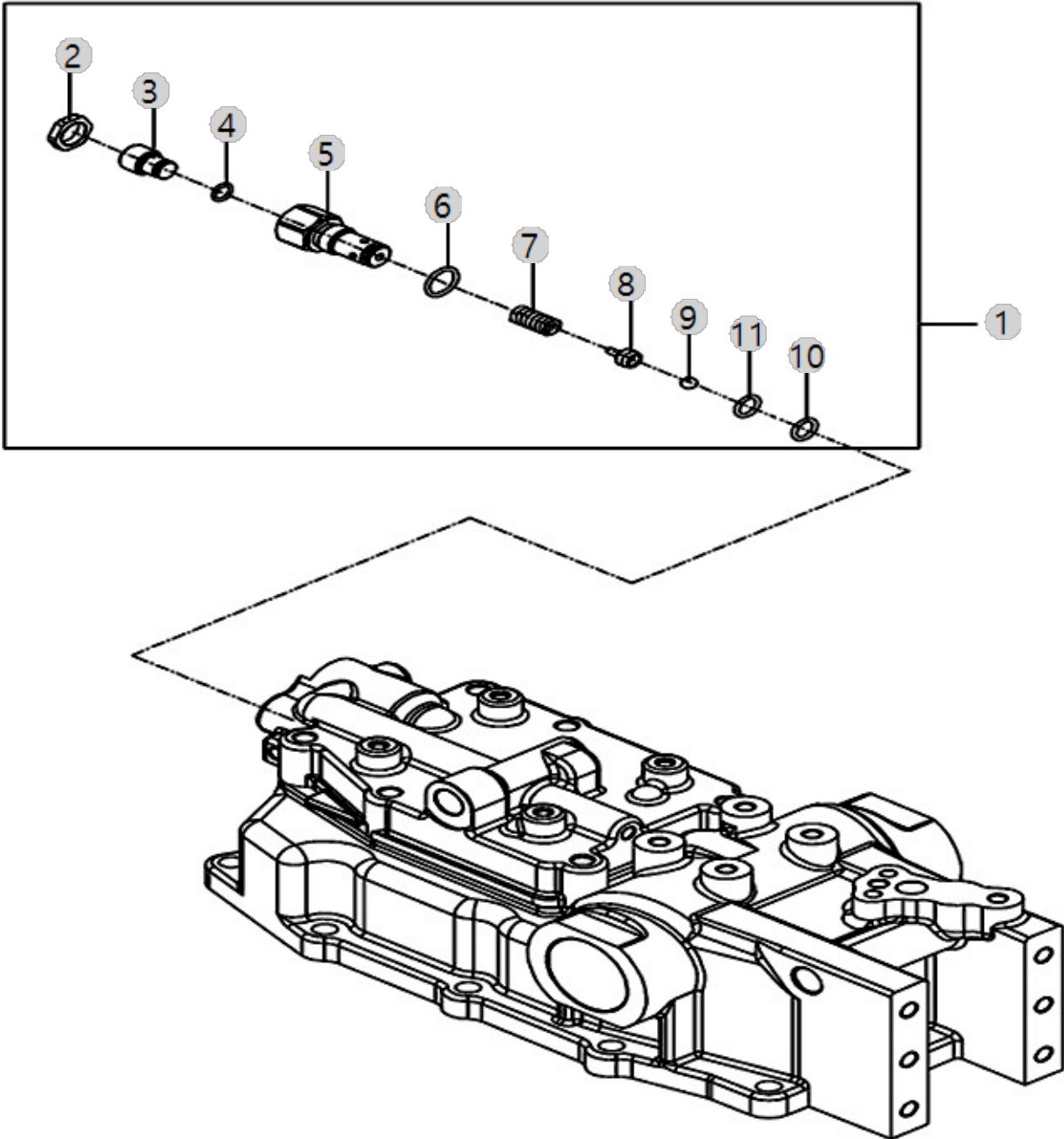
F10030

25CH TM ASSY(NEC)
(AC01458)

SAFTY VALVE

Year/Month

2023-01-18



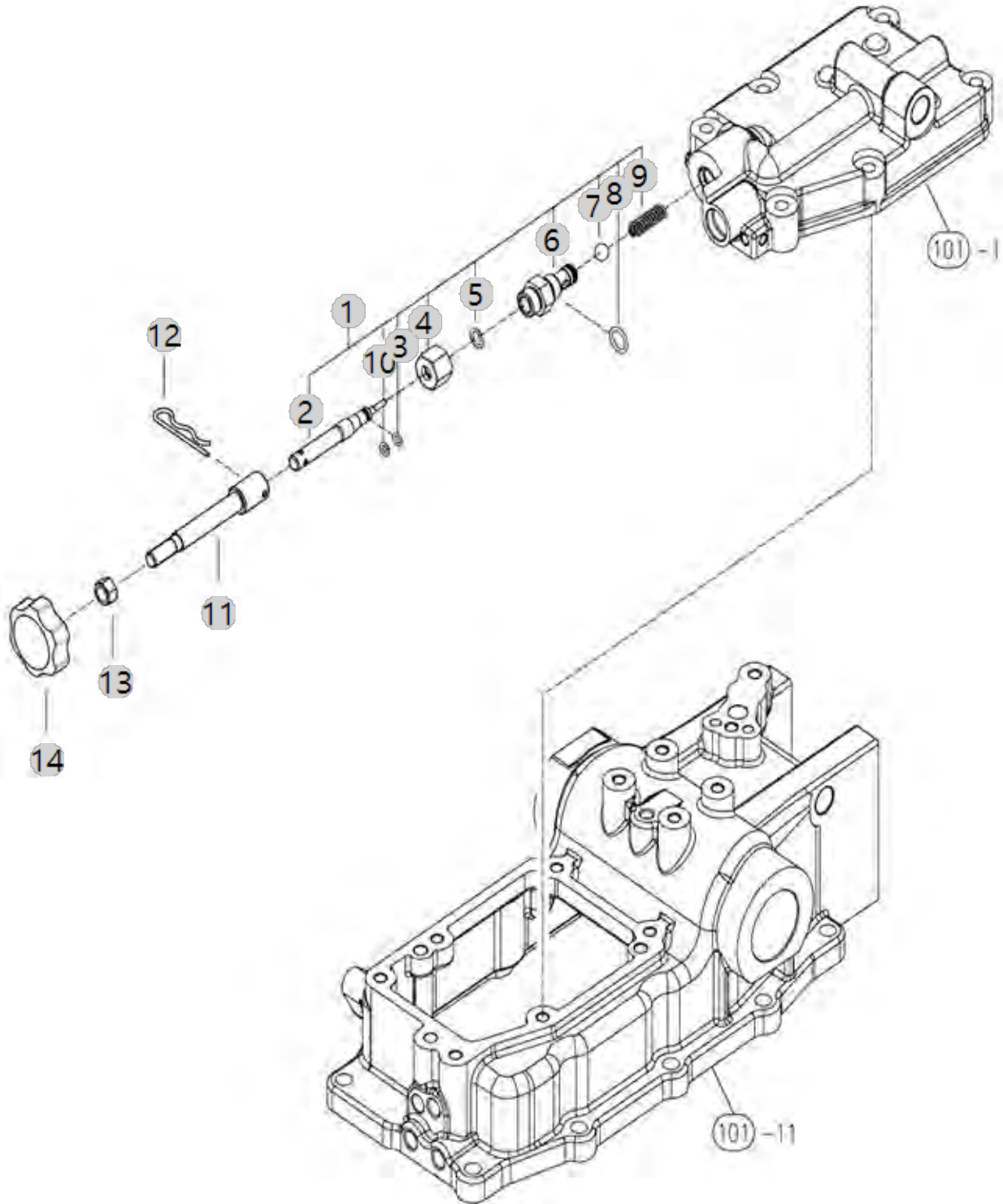
F10040

25CH TM ASSY(NEC)
(AC01458)

STOP VALVE

Year/Month

2023-01-18



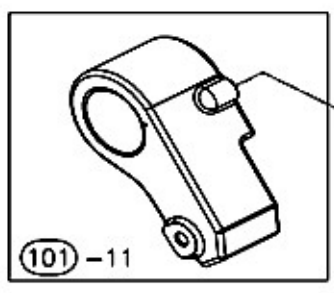
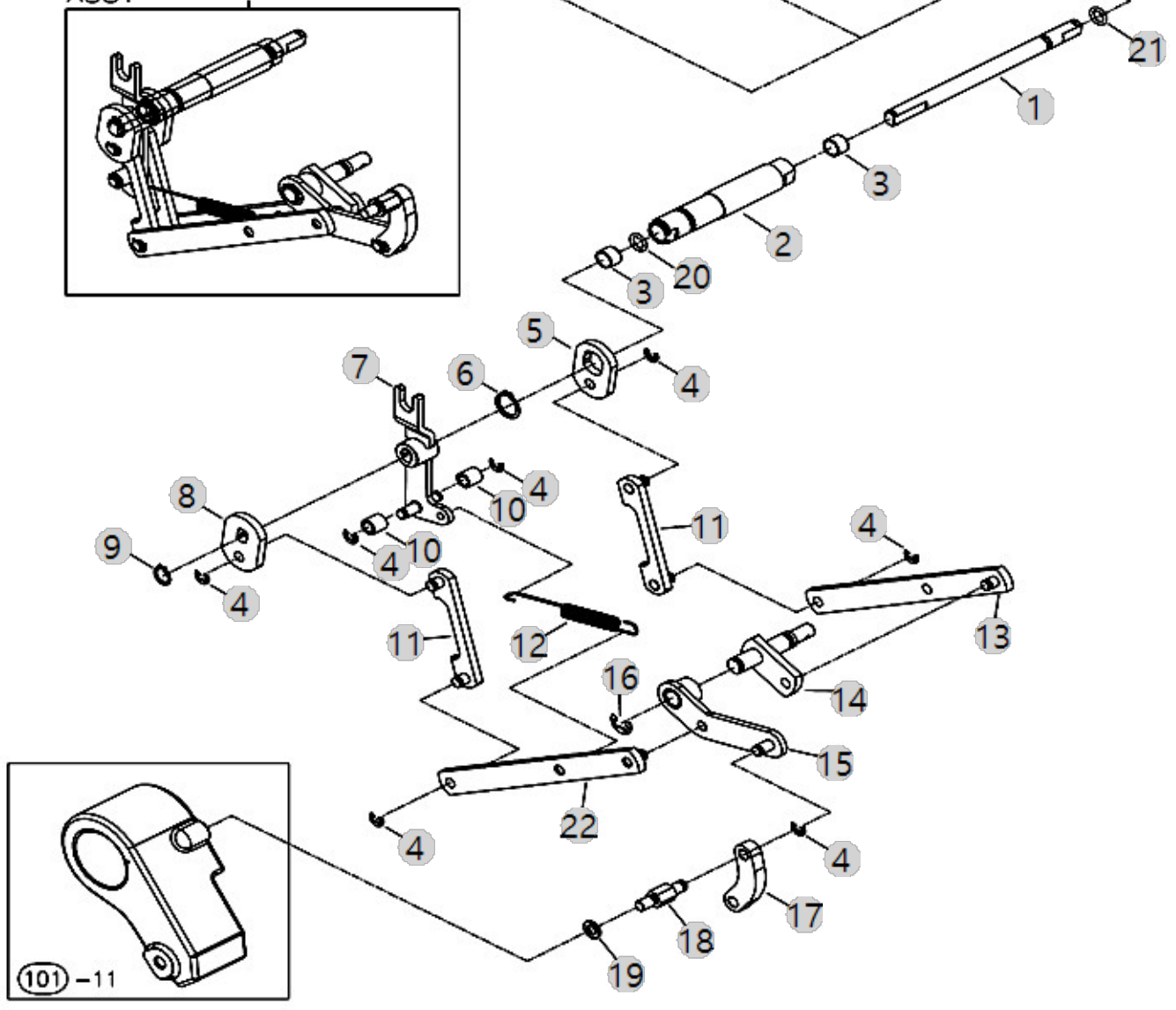
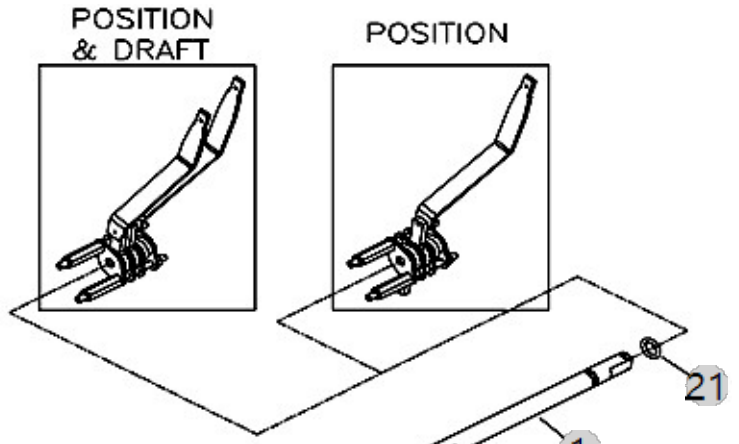
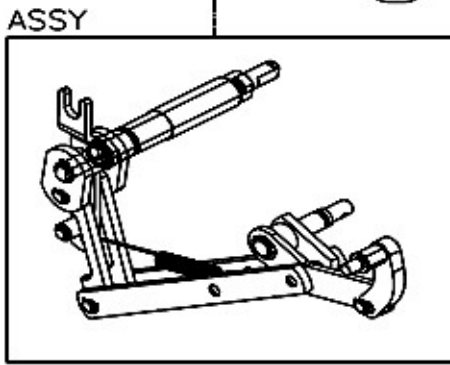
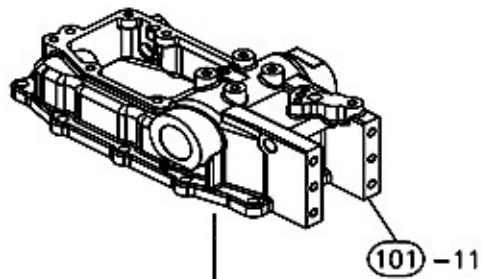
F10061

25CH TM ASSY(NEC)
(AC01458)

DRAFT/ POSITION CONTROL LEVER

Year/Month

2023-01-18



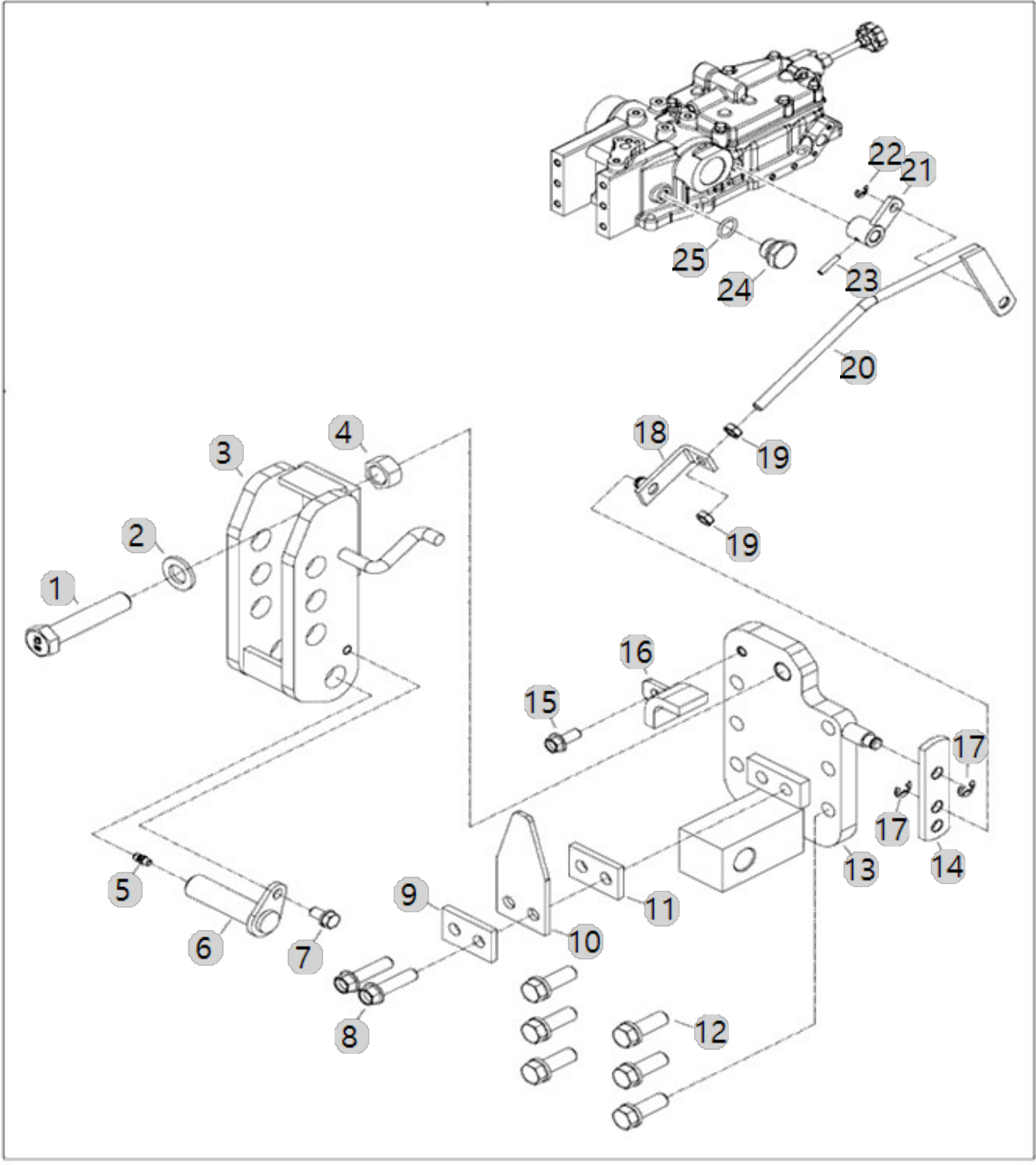
F10063

25CH TM ASSY(NEC)
(AC01458)

DRAFT CONTROL

Year/Month

2023-01-18



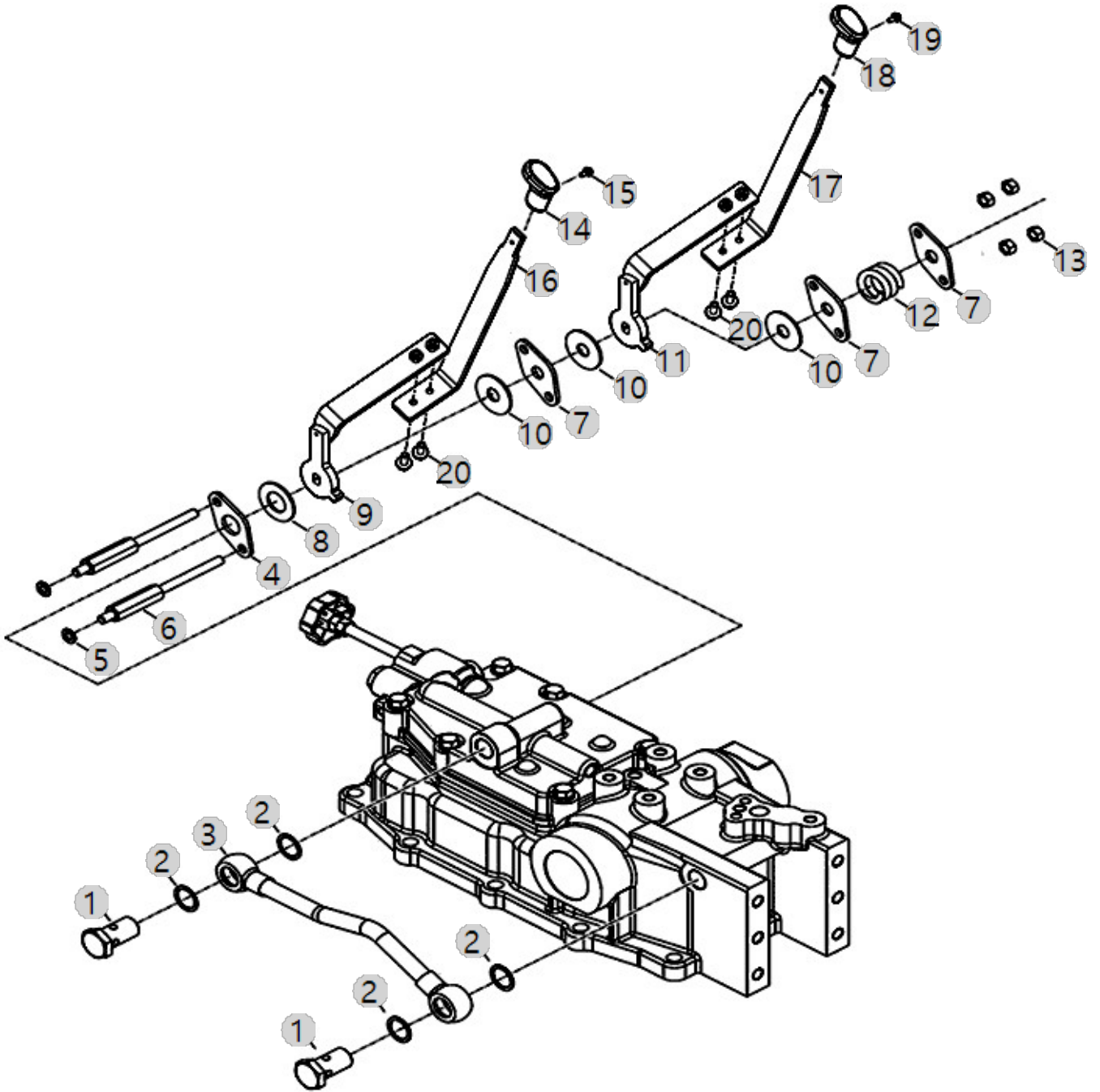
F10064

25CH TM ASSY(NEC)
(AC01458)

POSITION CONTROL LEVER

Year/Month

2023-01-18



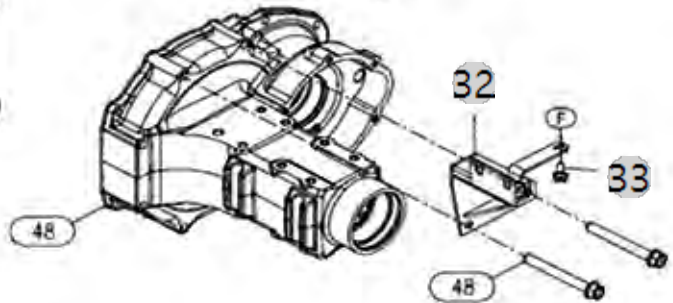
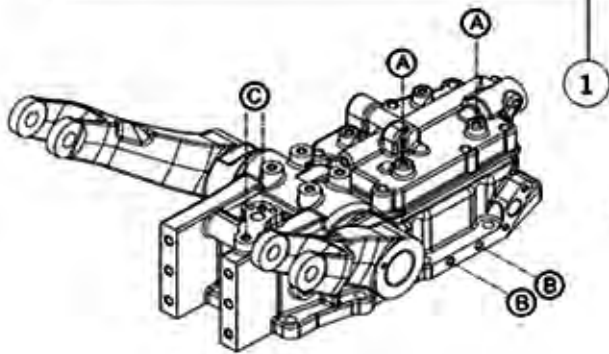
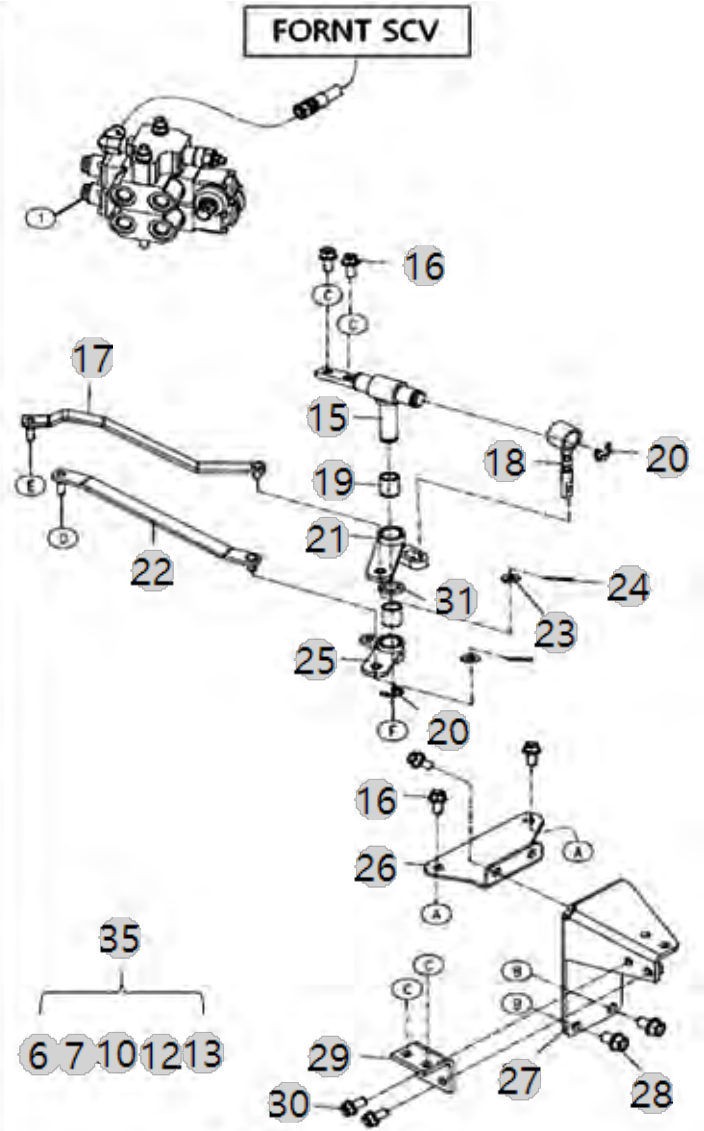
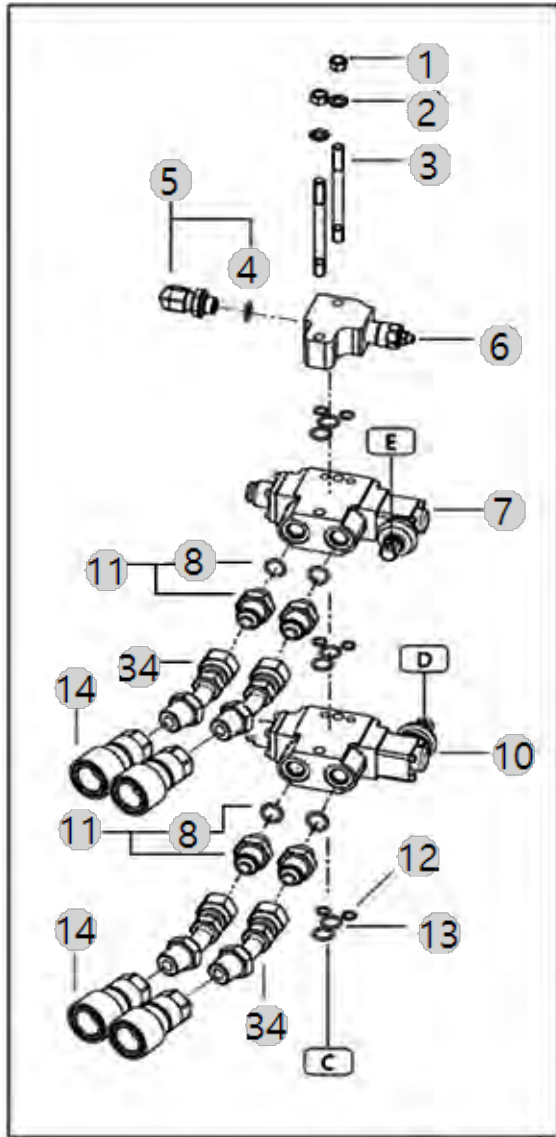
F10120

25CH TM ASSY(NEC)
(AC01458)

REAR SCV

Year/Month

2023-01-18



F10120 25CH TM ASSY(NEC) (AC01458)		REAR SCV				Year/Month
						2023-01-18
순번 (NO)	부품번호 (PART NO)	품명 (PART NAME)	품명 (PART NAME)	수량 (QTY)	규격 (SPEC)	비고 (REMARK)
1	26716-100002	육각너트	Nut, Hexa (Φ10)	2	M10XP1.5	
2	22217-100000	스프링와셔	WASHER, SPRING (Φ 10)	2	M10	
3	TA00034089C	심음 볼트	BOLT	2		
3	TA00034089A	심음 볼트	BOLT	2		
4	24311-000140	운동용O링	SEAL,ORING	1	P14	
5	TA00035078B	90도 엘보 (PF3/8-1/2)	ELBOW	1		
5	TA00035078A	90도 엘보 (PF3/8-1/2)	ELBOW	1		
6	TA00033977C	컨트롤 릴리프	COVER RELIEF	1		
6	TA00033977B	컨트롤 릴리프	COVER RELIEF	1		
7	TA00037393A	SCV2(D)	SCV2(D)	1		
7	TA00034056C	SCV 2	BLOCK 2	1		
8	24311-000160	O-링 P 16	O-RING, DYNAMIC (Φ16)	4	P16	
10A	TA00028226C	SCV 1	SCV 1	1		
10A	TA00028226A	SCV 1	REAR SCV 1	1		
10B	TA00048561C	SCV(FLOATING)	SCV(FLOATING)	1		
10B	TA00048561A	SCV(FLOATING)	SCV(FLOATING)	1		
11	TA00042245C	아댑터(PF1/2)	ADAPTER	4		
11	TA00042245B	아댑터(PF1/2)	ADAPTER	4		
12	24311-000100	O-링1AP10.0	O-RING, DYNAMIC (Φ10)	6	P10	
13	24311-000160	O-링 P 16	O-RING, DYNAMIC (Φ16)	6	P16	
14	FBA3150000A4	조인트(1/2")	ARM, JOINT(1/2") -> FBA3150000A3	4		
14	FBA3150000B3	조인트암(1/2")	"ARM, JOINT(1/2")"	4		
15	TA00034042D	축 조합	SHAFT ASS'Y	1		
15	TA00034042C	축 조합	SHAFT ASS'Y	1		
16	26106-080162	플랜지볼트8X16	SCREW,HEXFLANGEHEADCAP	4	M8XP1.25X16	
17	TA00034039A	링크 2 조합	LINK 2 ASS'Y	1		
17	TA00036297C	링크 2 조합	LINK ASSY 2	1		
18	TA00036917A	SCV_ROD_B	SCV_ROD_B	1		
18	TA00036917C	SCV_ROD_B	SCV_ROD_B	1		
19	24550-016200	드라이부시16X20	DRY BUSH 16X20	2		
20	22272-000120	E형스냅링12	RING, CIRCLIP (Φ 12)	3	D12	
21	TA00037361C	보스A조합(캐빈)	BOSS_A_ASS'Y	1		
21	TA00037361B	보스A조합(캐빈)	BOSS_A_ASS'Y	1		
22	TA00034019B	링크1조합	LINK 1 ASS'Y	1		
22	TA00034019A	링크1조합	LINK 1 ASS'Y	1		
23	22137-080000	와셔8	WASHER, PLAIN (Φ 08)	4	M8	
24	22417-200200	할핀	PIN , COTTER (2-20)	4	D1.8	
25	TA00037363C	보스B조합(캐빈)	BOSS_B_ASS'Y	1		
25	TA00037363A	보스B조합(캐빈)	BOSS_B_ASS'Y	1		
26	TA00036443C	브래킷	BRACKET	1		
26	TA00036443B	브래킷	BRACKET	1		
27	TA00036941B	SCV 고정 레버 브래킷 조합	HOLDING BRACKET, SCV LEVER	1		
27	TA00036941A	SCV 고정 레버 브래킷 조합	HOLDING BRACKET, SCV LEVER	1		
28	26106-100162	플랜지볼트M10X16	SCREW,HEXFLANGEHEADCAP	2	M10XP1.5X16	
29	TA00036949B	고정브라켓	BRACKET	1		

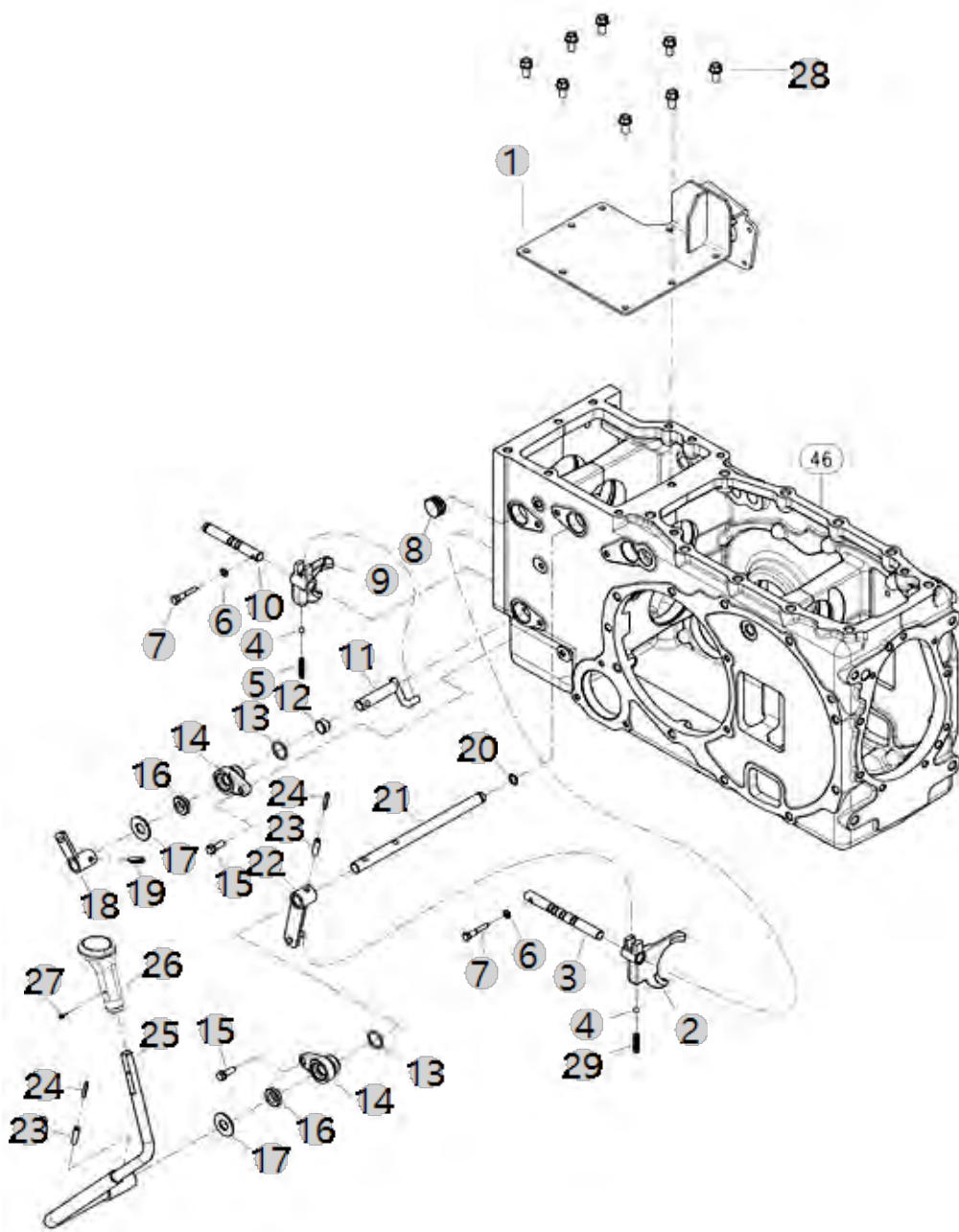
F11020

25CH TM ASSY(NEC)
(AC01458)

FRONT DRIVE & RANGE SHIFT LEVER

Year/Month

2023-01-18



F11020 25CH TM ASSY(NEC) (AC01458)		FRONT DRIVE & RANGE SHIFT LEVER				Year/Month 2023-01-18
순번 (NO)	부품번호 (PART NO)	품명 (PART NAME)	품명 (PART NAME)	수량 (QTY)	규격 (SPEC)	비고 (REMARK)
1	TA00046840C	주변속 고정브래킷 조합	ASSY, MAIN SHIFT BRACKET	1		
1	TA00027503C	의자레일스테인 조합	ASSY CHAIR RAIL STAY	1		
2	TT65120000A4	칼라B	COLLARB	3	T2.3X45X45	
3	TZ44080000A4	초저속레버보스	BOSSCREEPER	1		
3	TN44410000D3	부변속 포크축	SHAFT,RANGESHIFTFORK	1	D15X160	
4	TT70080000A4	부시	BUSH	1	17X20X29	
5	NT44100000C3	전륜구동 레버	FWD LEVER	1	-	
5	NT44100000B3	전륜구동 레버	Lever, Front Drive	1	-	
6	TA00056015A	전륜구동노브조합	LEVER, FRONT DRIVE	1		
7	22272-000150	E형스냅링15	RING, CIRCLIP (Φ 15)	1	D15	
7	TN44400000B4	단불이볼트	BOLT	2		
8	TA00036164A	전륜구동로드조합	LEVER ASSY	1		
9	22137-100000	평와셔 10	WASHER, PLAIN (Φ 10)	4	M10	
10	22417-250250	가름핀2.5X25	PIN , COTTER (2-25)	4	D2.5X25	
11	TZ44610000A4	플러그	PLUG	1		
12	TN44400000A4	단불이볼트	BOLT	2		
13	23414-080000	320,ALL,패킹8	WASHER, PLAIN (Φ8)	2	M8	
14	TN44230000A3	전륜구동포오크축	SHAFTFRONTDRIVEFORK	1	D15X120	
15	TN44220000B3	전륜구동포오크	FORKFRONTDRIVE	1		
16	24190-100001	강구5/16	Ball, Steel (5/16)	2	5/16"	
17	TT42020000A4	스프링	SPRING	1		
18	TN44380000A4	전륜구동레버조합A	LEVERASS'YF.DRIVE	1		
19	TT70090000A4	부시	BUSH	1	17X20X12	
20	24321-000250	O-링	O-RING	3	25G	
21	TN44300000A4	시프터아암홀더	Holder, Shift Arm	2		
22	24421-173007	오일실TC173007	Seal, Oil (#17-30-07)	2	TC17X30X7	
23	TA00036167A	전륜구동레버조합B	LEVER ASSY	1		
24	22351-080030	스프링핀	PIN, SPRING (8-30)	1		
25	26013-080252	와셔조립육각볼트(+SW)	Bolt, Hexa (8-25)	2	M8XP1.25X25	
26	TA00062665A	부변속 노브 조합	KNOB	1		
26	TN44440000D4	부변속레버조합B	LEVERASS'Y(B),RANGESHAF	1		
26	TN44440000E4	부변속레버조합B	LEVER ASS'Y(B),RANGE SHIFT	1		
27	22351-080030	스프링핀	PIN, SPRING (8-30)	2		
28	26106-100202	육각플랜지볼트	HEX BOLT, (10-20)	8	M10XP1.5X20	
28	22351-050030	스프링핀F형5X30	PIN, SPRING (5-03)	2	D5X30	
29	TA00048409B	포크 스프링	SPRING, FORK	1		
29	TN44520000B3	시프터레버(축랜지)	SHAFT,RANGESHIFTLEVER	1		
29	TN44520000C3	부변속레버축	SHAFT, RANGE SHIFT LEVER	1	D15	
30	TN46180000A4	O-링	O-RING	1		
31	TA00028280A	부변속 레버	LEVER RANGE SHIFT	1		
32	TA00058723A	부변속 노브 조합	KNOB	1		
33	TN44410000D3	부변속 포크축	SHAFT,RANGESHIFTFORK	1	D15X160	
34	TN44420000B3	부변속포오크	FORKRANGESHIFT	1		
35	26023-040162	와셔조립납비작은나사(SW+PW)	SCREW	1	M4X16	
36	26023-040082	와셔조립납비작은나사(SW+PW)	SCREW AND WASHER ASSEMBLY	1	M4X8	

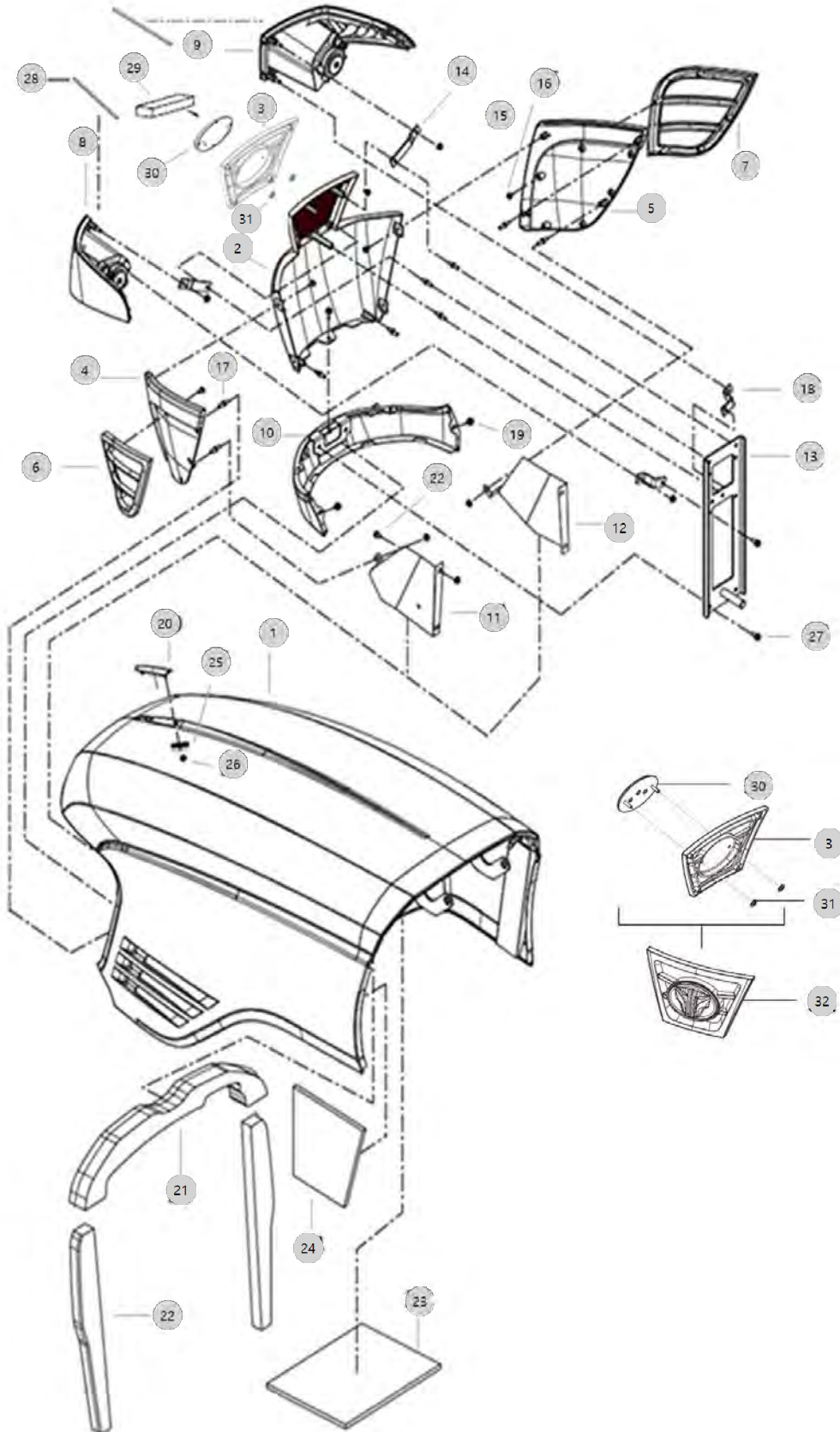
G01020

5025CH(AC02120)

BONNET

Year/Month

2023-01-18



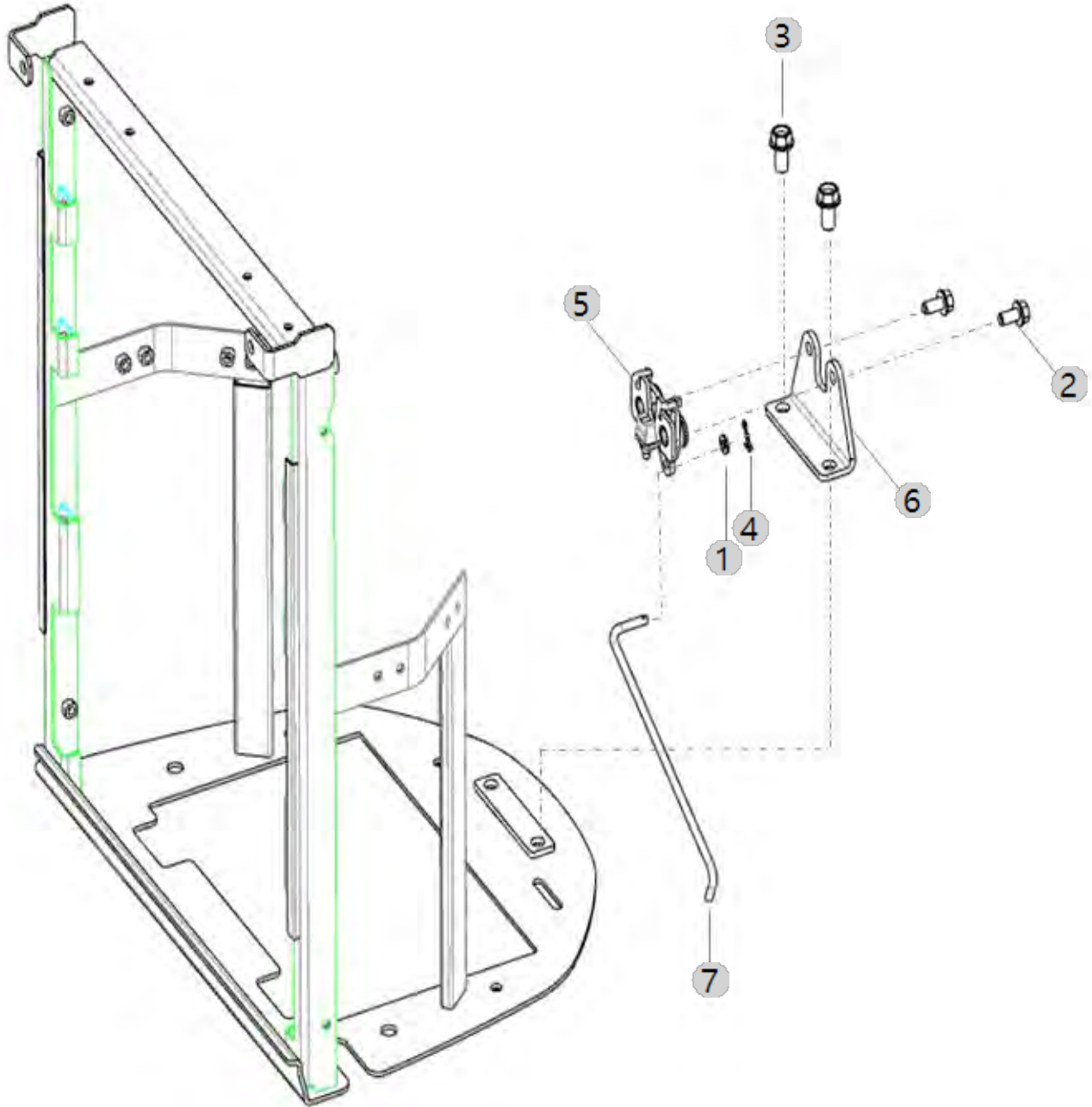
G01040

5025CH(AC02120)

LATCHING DEVICE, BONNET

Year/Month

2023-01-18



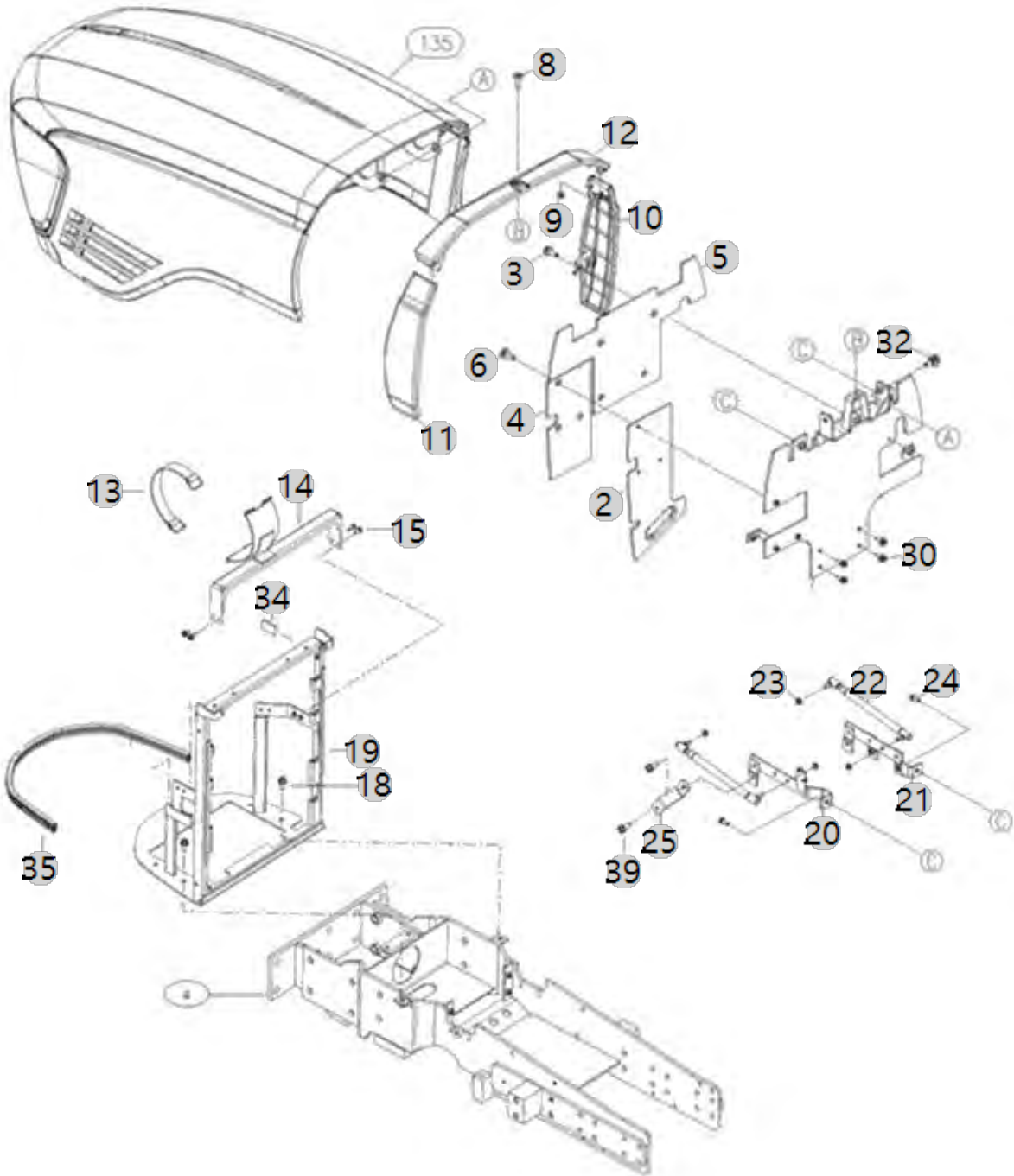
G01060

5025CH(AC02120)

FIXED BRACKET, BONNET

Year/Month

2023-01-18



G01060		FIXED BRACKET, BONNET				Year/Month
5025CH(AC02120)						2023-01-18
순번 (NO)	부품번호 (PART NO)	품명 (PART NAME)	품명 (PART NAME)	수량 (QTY)	규격 (SPEC)	비고 (REMARK)
1	TA00028152G	막이판 조합	PLATE ASS'Y	1	-	
2	TA00028165C	플레이트	PLATE	1	2.3T	
3	26106-080162	플랜지볼트8X16	SCREW,HEXFLANGEHEADCAP	2	M8XP1.25X16	
4	TA00028206B	막이판 스폰지 B (좌)	SPONGE B	1	5T	
5	TA00028205A	막이판 스폰지 A	SPONGE A	1	T5.0	
6	26106-060142	육각플랜지볼트	BOLT	3	M6X1.0X14	
8	26106-060120	육각플랜지볼트	HEX FLANGE BOLT	1		
9	26367-060002	플랜지너트	Nut, Hexa (Φ6)	4	M6XP1.0	
10	TA00072442A	후부 본네트 R	REAR BONNET R	1		
10	TA00062359A	후부본네트R	REAR BONNET_R	1		
11	TA00072441A	후부 본네트 L	REAR BONNET L	1		
11	TA00062358A	후부본네트L	REAR BONNET_L	1		
12	TA00072440A	후부 본네트	REAR BONNET	1		
12	TA00062357A	후부본네트	REAR BONNET	1		
13	TZD6890000B4	에어클리너 취부 밴드	BAND, AIR CLEANER	2		
14A	TA00025580E	에어 클리너 브래킷 조합	BRACKET AIR-CLEANER ASS'Y	1	-	
14B	TA00034921D	에어 크리너 브래킷 조합	BRACKET, AIR-CLEANER	1		
15	26106-060162	육각플랜지 볼트	HEXFLANGEBOLT	8	M6XP1.0X16	
17	TA00053140A	래치조합	LATCH ASSY	1		
18	26106-100202	육각플랜지볼트	HEX BOLT, (10-20)	4	M10XP1.5X20	
19	TA00053540D	그릴프레임조합(25C유럽)	GRILL FRAME ASS'Y(25C EU)	1		
20	TA00034874D	브래킷 조합 (좌)	BRACKET A	1		
21	TA00034873D	브래킷 조합	BRACKET ASS'Y	1		
22	TA00023455B	가스 스프링	GAS SPRING	2	NONE	
23	26367-080002	259, 육각플랜지너트	HEX FLANGE NUT (Φ8)	4	M8XP1.25	
24	26106-100202	육각플랜지볼트	HEX BOLT, (10-20)	6	M10XP1.5X20	
30	26106-080182	444,ALL,플랜지볼트	SCREW,HEXFLANGEHEADCAP	4		
32	TA00022981B	본네트취부볼트	BONNET BOLT	2	M10XP1.5	
34	TA00031097A	흡기파이프 방진고무	RUBBER	1	6.0T	
35	TA00038101A	스트립	STRIP	1	A	
38	TA00036648A	브래킷 조합	BRACKET ASS'Y	2		
39	26106-080162	플랜지볼트8X16	SCREW,HEXFLANGEHEADCAP	4	M8XP1.25X16	
40	TA00025691A	브래킷 조합	BRACKET ASS'Y	1		
41	TA00022470C	본네트 지지대 조합	BRACKET ASSY	1		
42	TA00027025A	냉각수보조탱크 방열스폰	SPONGE	1		
43	TA00023210C	보조탱크브라켓조합	BRACKET ASS'Y, AUX. TANK	1	-	
44	26106-060142	육각플랜지볼트	BOLT	4	M6X1.0X14	
45	26106-080122	육각플랜지볼트	Bolt, Hexa (8-12)	3	M8XP1.25X12	
46	TA00023608C	냉각수보조탱크	RESERVOIR TANK, COOLING WATER	1		
47	TA00053544B	래치브라켓	LATCH BRACKET	1		
48	22137-060000	평와셔	WASHER, PLAIN	1	M6	
49	RR47070000C4	빠짐방지 스톱핀 6	PIN 6, COME-OFF SNAP	1	D1.2	
50	TA00051291B	로드 (25Se)	ROD (25SE)	1		

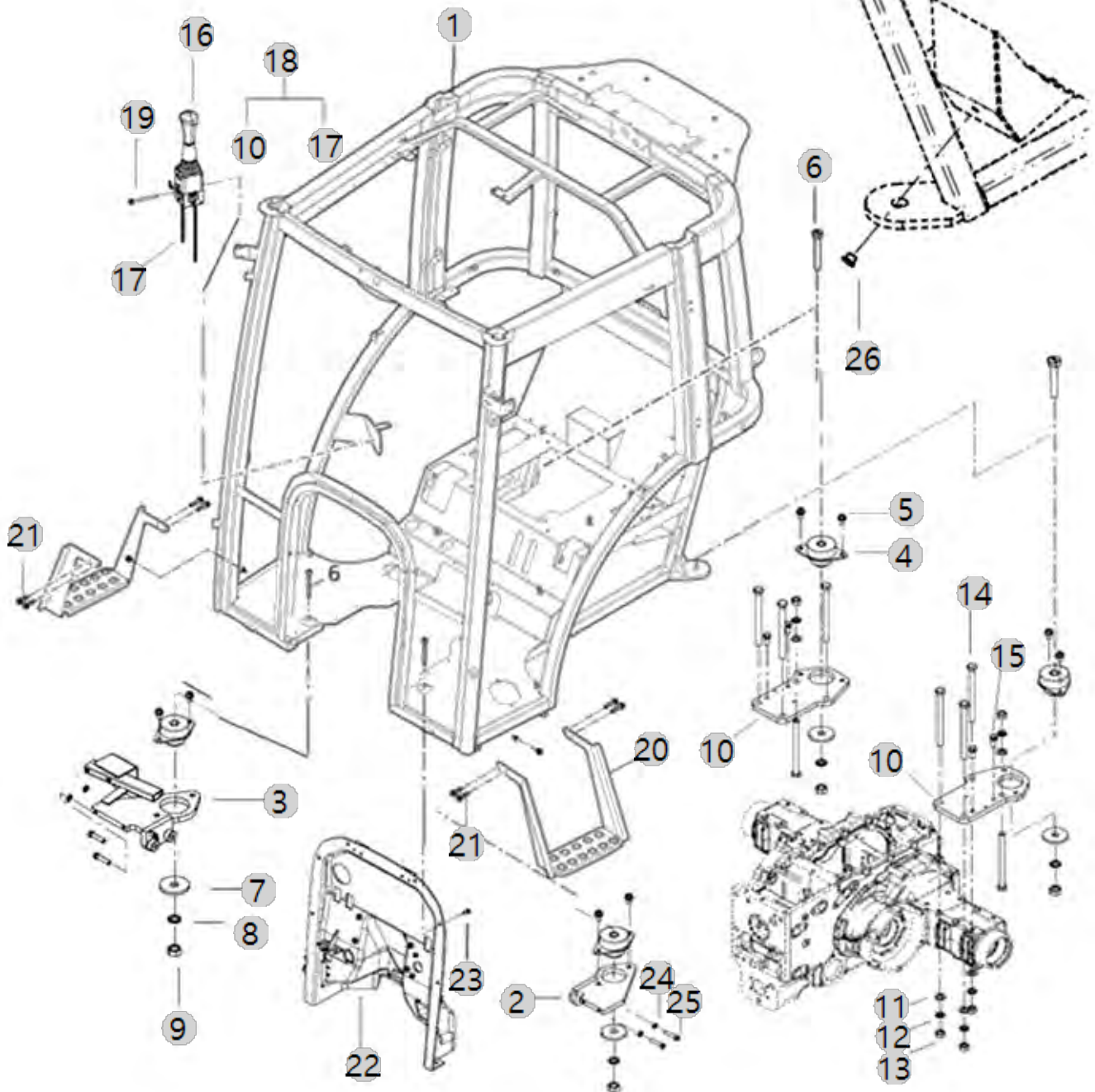
G02010

CABIN FRAME

Year/Month

5025CH(AC02120)

2023-01-18



G02010	CABIN FRAME	Year/Month
5025CH(AC02120)		2023-01-18

순번 (NO)	부품번호 (PART NO)	품명 (PART NAME)	품명 (PART NAME)	수량 (QTY)	규격 (SPEC)	비고 (REMARK)
1	TA00046885I	25Ch 프레임 총조합	25CH FRAME ASS'Y	1		
1	TA00064835B	25Ch(EU)_NEC_S5_캐빈총조합	SB62HC_CABIN ASSY	1		
1	TA00064835A	25Ch(EU)_NEC_S5_캐빈총조합	SB62HC_CABIN ASSY	1		
2	TA00035953A	방진 고무 지지대 앞 조합 (좌)_	SUPPORT ASSY	1		
2	TA00035953B	방진 고무 지지대 앞 조합 (좌)_	SUPPORT ASS'Y	1		
3	TA00044856C	방진고무지지대(우)	BRACKET, FRONT(R)	1		
3	TA00044856B	방진고무지지대(우)	BRACKET, FRONT(R)	1		
3	TA00044856D	방진고무지지대(우)	BRACKET, FRONT(R)	1		
4	TA00017825B	방진고무조합	CUSHION RUBBER, FRONT	4		
5	26106-120202	육각플랜지볼트	BOLT	8		
6	FTK1320000B4	캐빈취부볼트	BOLT	4	M20XP2.0X12	
6	FTK1320000A4	캐빈취부볼트	BOLT	4	M20XP2.0X12	
6	FTK1320000C4	캐빈취부볼트	BOLT	4	M20XP2.0X12	
7	TH51050000A4	와셔	WASHER	4	8.0T	
7	TH51050000B4	와셔	WASHER	4	8T	
8	22217-200000	스프링 와셔	WASHER, SPRING (Φ 20)	4	M20 X 60 X P	
9	26716-200002	육각너트	NUT	4	M20XP2.5	
9	26716-20002	육각너트	HEX NUT	4		
10	TA00027276C	캐빈 취부 브래킷 후	BRACKET REAR	2	16T	
10	TA00027276B	캐빈 취부 브래킷 후	BRACKET REAR	2	16T	
11	22137-160000	와셔	WASHER, PLAIN (Φ 16)	8	M16	
12	22217-160000	스프링와셔	WASHER, SPRING (Φ 16)	8	M16	
13	26716-160002	육각너트	NUT	8	M16XP2.0	
14	TTF8170000B4	볼트	BOLT	8	M16X2.0	
14	TTF8170000A4	보울트	BOLT	8	M16X200	
15	26013-120322	BOLT.W/WASHER	HEX BOLT W/WASHER	4		
16	TA00035126A	조이스틱	JOY-STICK	1		
17	TA00035127A	조이스틱 케이블	JOYSTICK CABLE	2		
17	TA00038396A	조이스틱 케이블(1400)	JOY-STICK CABLE	2		
18	TA00019275A	조이스틱 레버조합	.	1	NONE	
18	TA00035125A	조이스틱 조합	JOY-STICK ASS'Y	1		
19	26106-080802	572,A1417,플랜지볼트8X80	SCREW,HEXFLANGEHEADCAP	2	M8X1.25X80	
20	TA00072966A	발판조합_C	STEP ASS'Y	2		
20	TA00072996A	보조발판관계(20C)	STEP ASSY	2		
21	26106-080162	플랜지볼트8X16	SCREW,HEXFLANGEHEADCAP	8	M8XP1.25X16	
22	TA00028579J	방풍판 조합	WINDSHIELD ASS'Y	1		
22	TA00044891F	방풍판 조합(HST)	HEAT INSULATOR ASS'Y	1		
22	TA00028579I	방풍판 조합	WINDSHIELD ASS'Y	1		
22	TA00044891G	방풍판 조합(HST)	WINDSHIELD ASS'Y(HST)	1		
23	26106-060162	육각플랜지 볼트	HEXFLANGEBOLT	8	M6XP1.0X16	
24	22217-10000	스프링와셔	SPRING WASHER	4		
24	22217-100000	스프링와셔	WASHER, SPRING (Φ 10)	4	M10	
25	CA00001686A	육각볼트M10X45	BOLT HEXAGON M10X45	4		
25	CA00001686B	육각볼트M10X45	BOLT HEXAGON M10X45	4	M10X45(10.9T)	
26	TB18040000A	플러그13	PLUG	1		

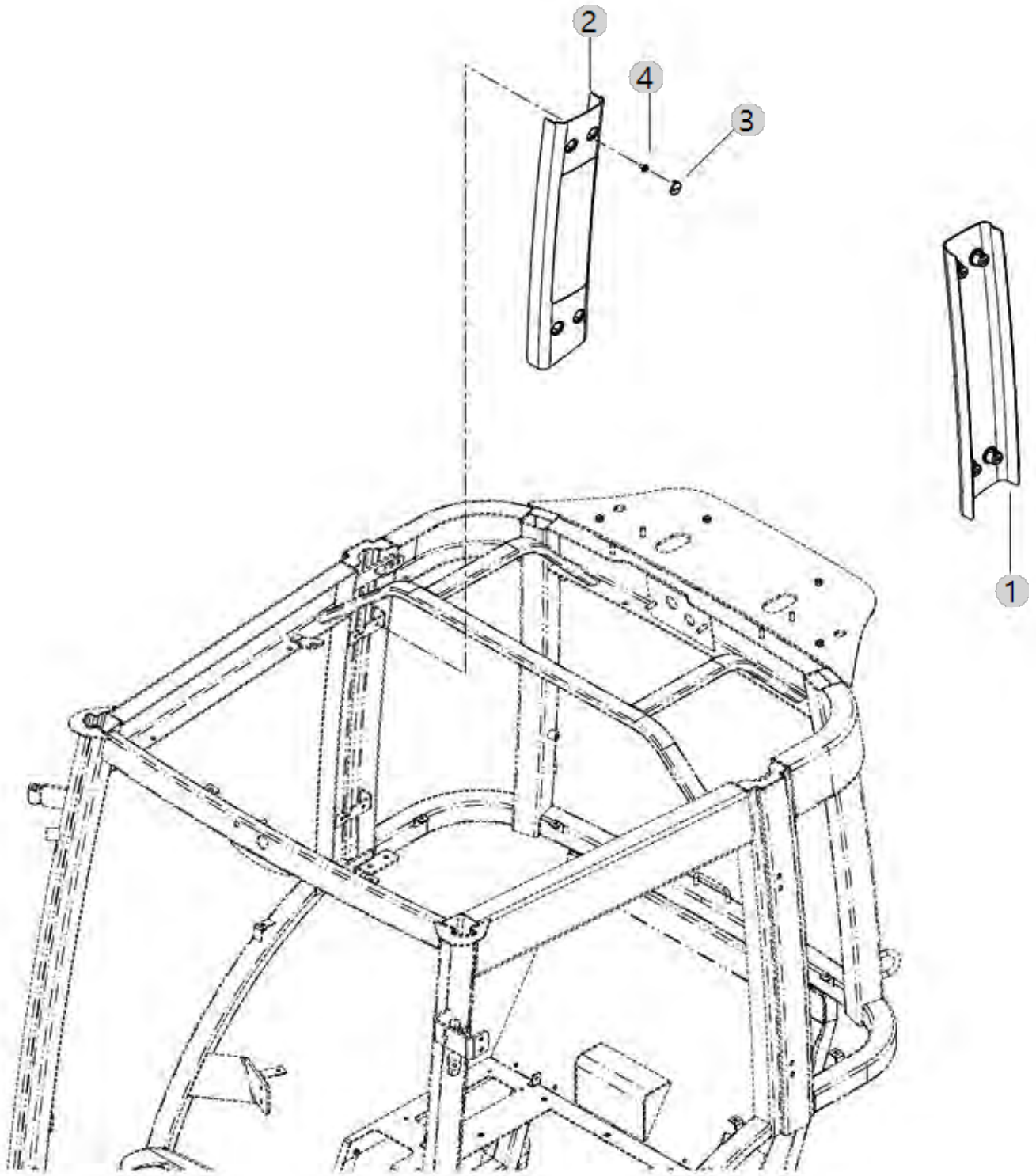
G02011

5025CH(AC02120)

PILLAR COVER

Year/Month

2023-01-18



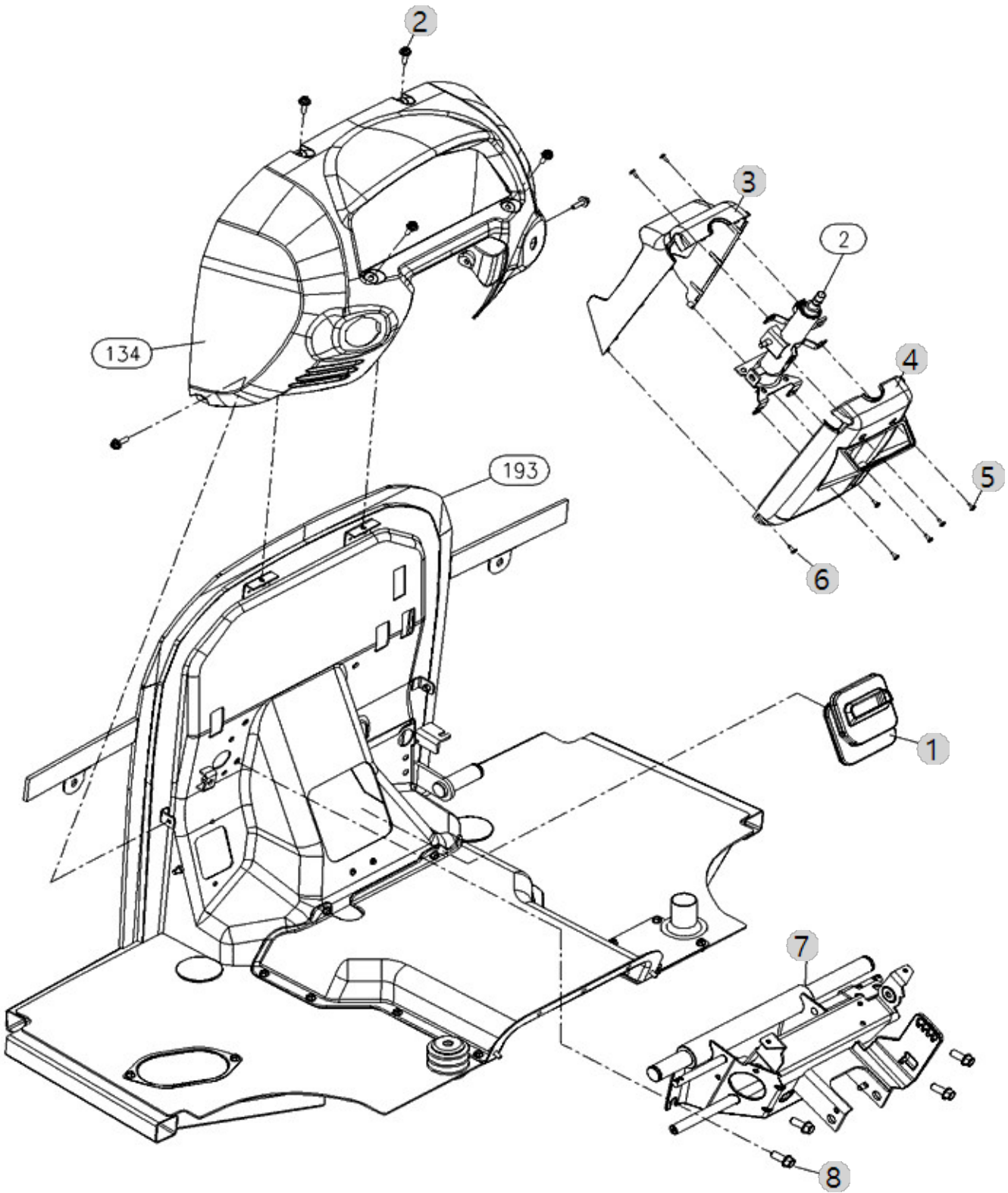
G02020

DASH BOARD

Year/Month

5025CH(AC02120)

2023-01-18



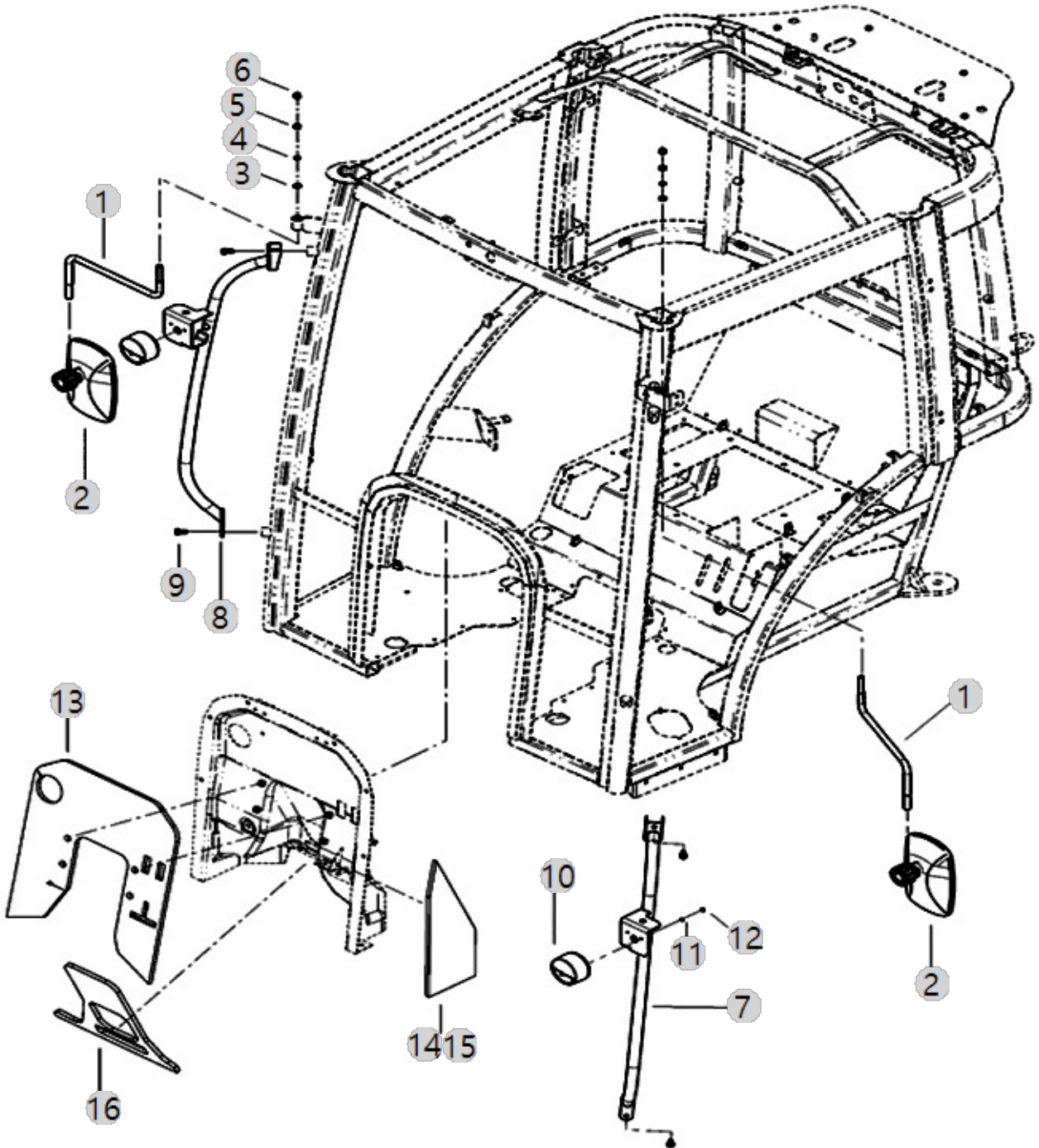
G02030

SIDE MIRROR

Year/Month

5025CH(AC02120)

2023-01-18



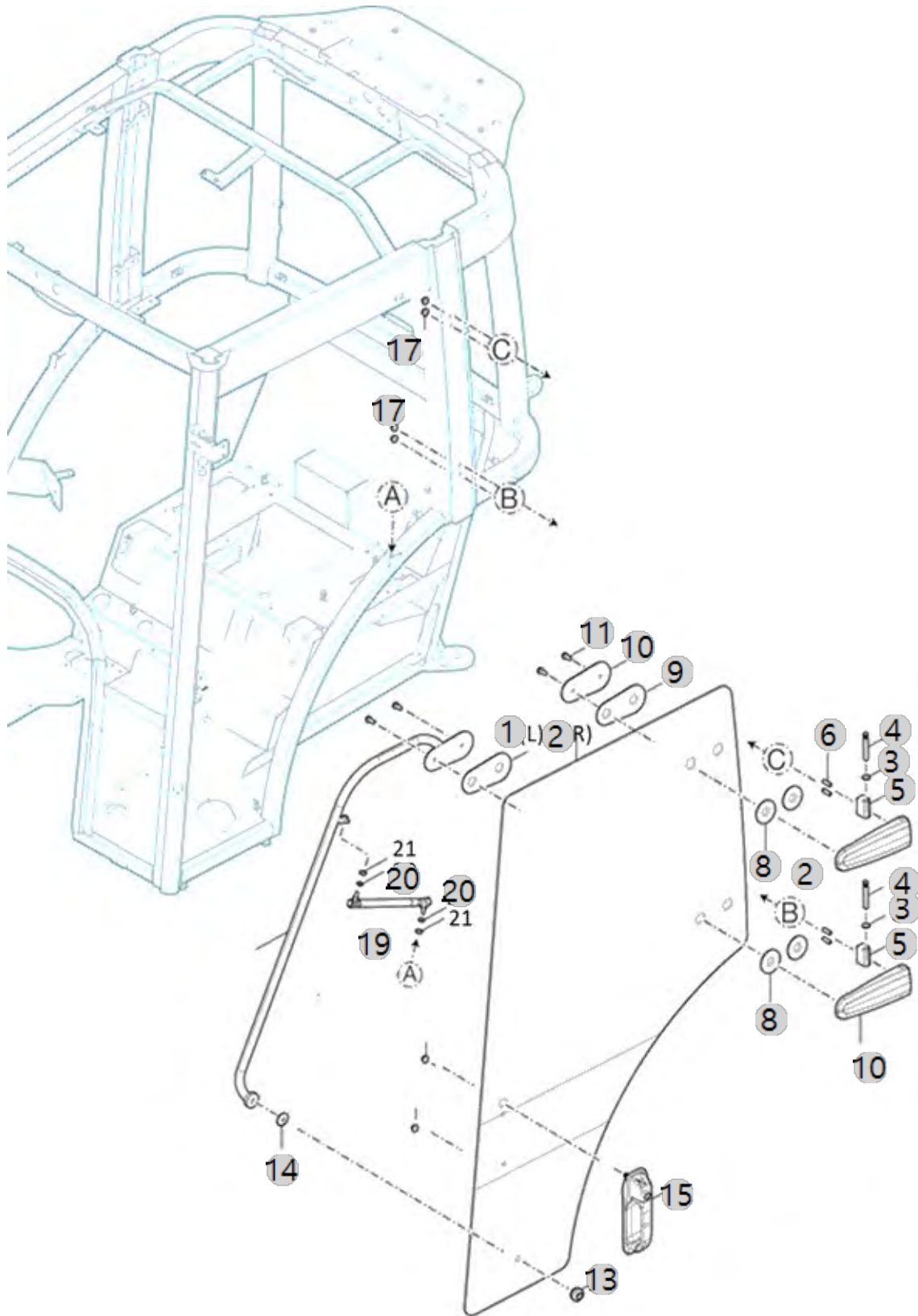
G02050

DOOR ASS'Y

Year/Month

5025CH(AC02120)

2023-01-18



G02050		DOOR ASS'Y				Year/Month
5025CH(AC02120)						2023-01-18
순번 (NO)	부품번호 (PART NO)	품명 (PART NAME)	품명 (PART NAME)	수량 (QTY)	규격 (SPEC)	비고 (REMARK)
1	TA00062868A	출입문 유리_좌(신형)	DOOR GLASS_LH	1		
1	TA00062869A	출입문 유리_우(신형)	DOOR GLASS_RH	1		
2	TA00020155A	4각 너트	NUT	2		
3	TA00020156A	와셔	WASHER	2		
4	TA00020157A	볼트	BOLT	2		
5	TA00046256C	힌지 A	HINGE	1		
5	TA00046256D	힌지 A	HINGE	2		
5	TA00046256C	힌지 A	HINGE	1		
5	TA00046256C	힌지 A	HINGE	2		
6	TA00046257A	부시	BUSH	4		
6	TA00046259B	볼트	BOLT	8		
7	TA00046258C	핀	PIN	4		
7	TA00046258B	핀	PIN	4		
7	TA00047044D	힌지 B	HINGE B	2		
7	TA00047044C	힌지 B	HINGE B	2		
8	TA00046263B	서포트	SUPPORT	4		
9	TA00046259A	볼트	BOLT	8		
9	TA00046259B	볼트	BOLT	2		
10	TA00047044D	힌지 B	HINGE B	2		
10	TA00047044A	힌지 B	HINGE B	2		
11	TA00048408A	와셔조립남비작은나사(8x20)	SCREW	8		
11	TA00046260A	고무패킹A	PACKING A, RUBBER	8		
12	TA00046261A	고무패킹B	PACKING B, RUBBER	4		
13	TA00046262B	플레이트	PLATE	2		
13	TA00046262A	플레이트	PLATE	2		
14	THA4904000A9	패킹1	PACKING 1	2		
14	26022-080162	와셔조립남비작은나사(SW)	SCREW AND WASHER ASSEMBLY	8	M8X16	
15	TA00062177A	출입문손잡이조합(좌)	DOOR LATCH ASSY, LH	1		
15	TA00062177B	출입문손잡이조합(좌)	DOOR LATCH ASSY, LH	1		
15	TA00046129A	출입문 (내) 손잡이 (우)	INNER DOOR HANDLE (RH)	1		
15	TA00046129B	손잡이 조합(우)	HANDLE ASS'Y	1		
16	TA00020714A	쿠션볼트	CUSHION BOLT -> THA4903000A9	2		
17	THA4904000A	패킹	PACKING	2		
18	TA00044197A	손잡이 패킹	HANDLE PACKING	2		
19	TA00044198A	손잡이	HANDLE	2		
20	TA00029055A	패킹 A	PACKING A	2		
22	26367-060002	플랜지너트	Nut, Hexa (Φ6)	2	M6XP1.0	
24	26106-060252	육각플랜지볼트	Screw, (6-25)	2	M6XP1.0X25	
25	26577-080302	(+)자흠접시작은나사	(+)SCREW	4	M8X30	
26	TA00046854A	래치커버(좌)	COVER L	1		
26	TA00046855A	래치커버(우)	COVER R	1		
27	26023-040122	SCREW4X12	SCREW 4X12	4		
28	TA00026423A	가스스프링(출입문)6015용	GAS SPRING(DOOR)	2		
29	22217-080000	스프링와셔8	WASHER, SPRING (Φ 08)	4	M8	
30	22127-080000	플라인와셔8	WASHER, PLAIN (D80)	4	M8	

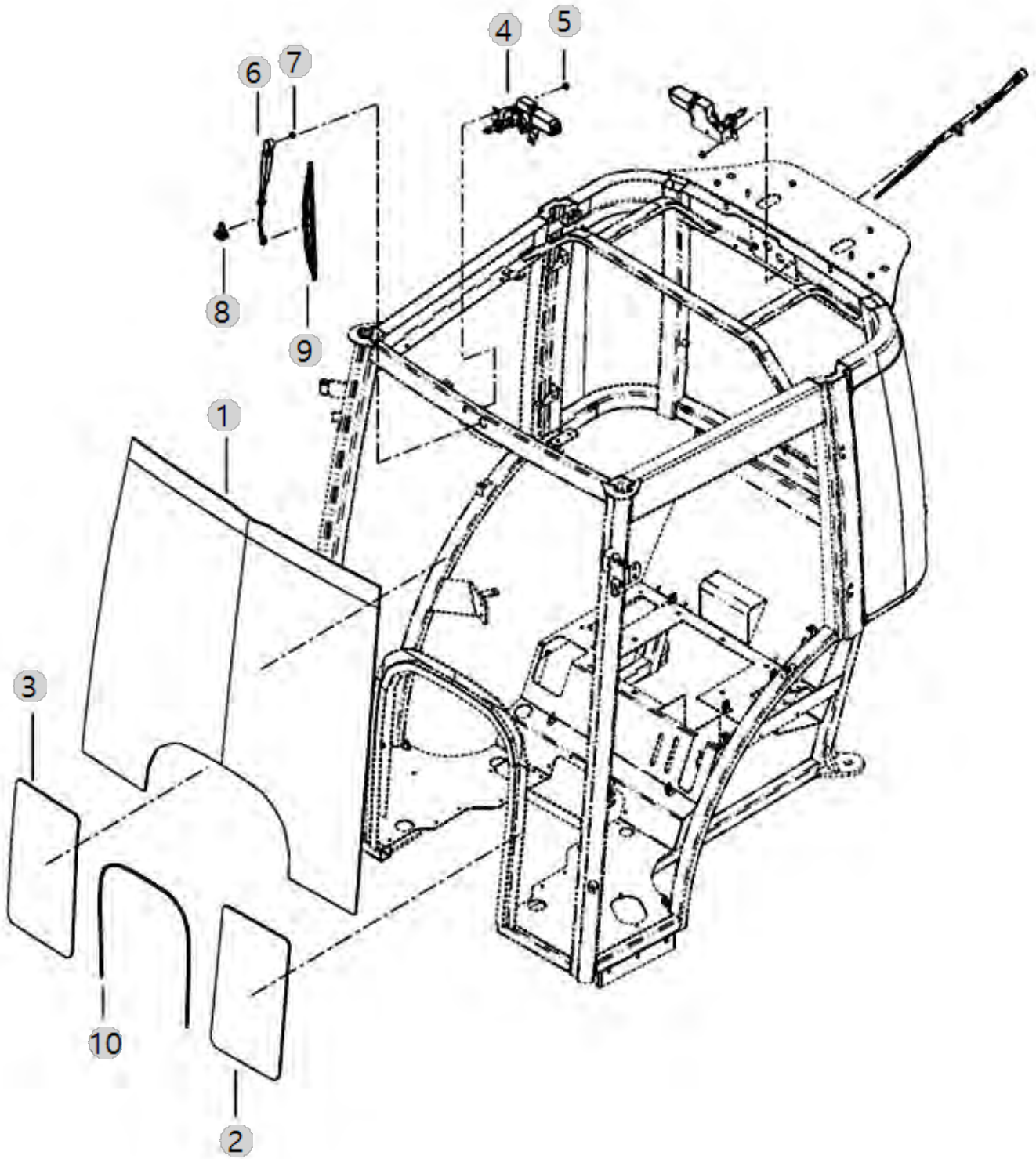
G02071

5025CH(AC02120)

FRONT WINDOWS

Year/Month

2023-01-18



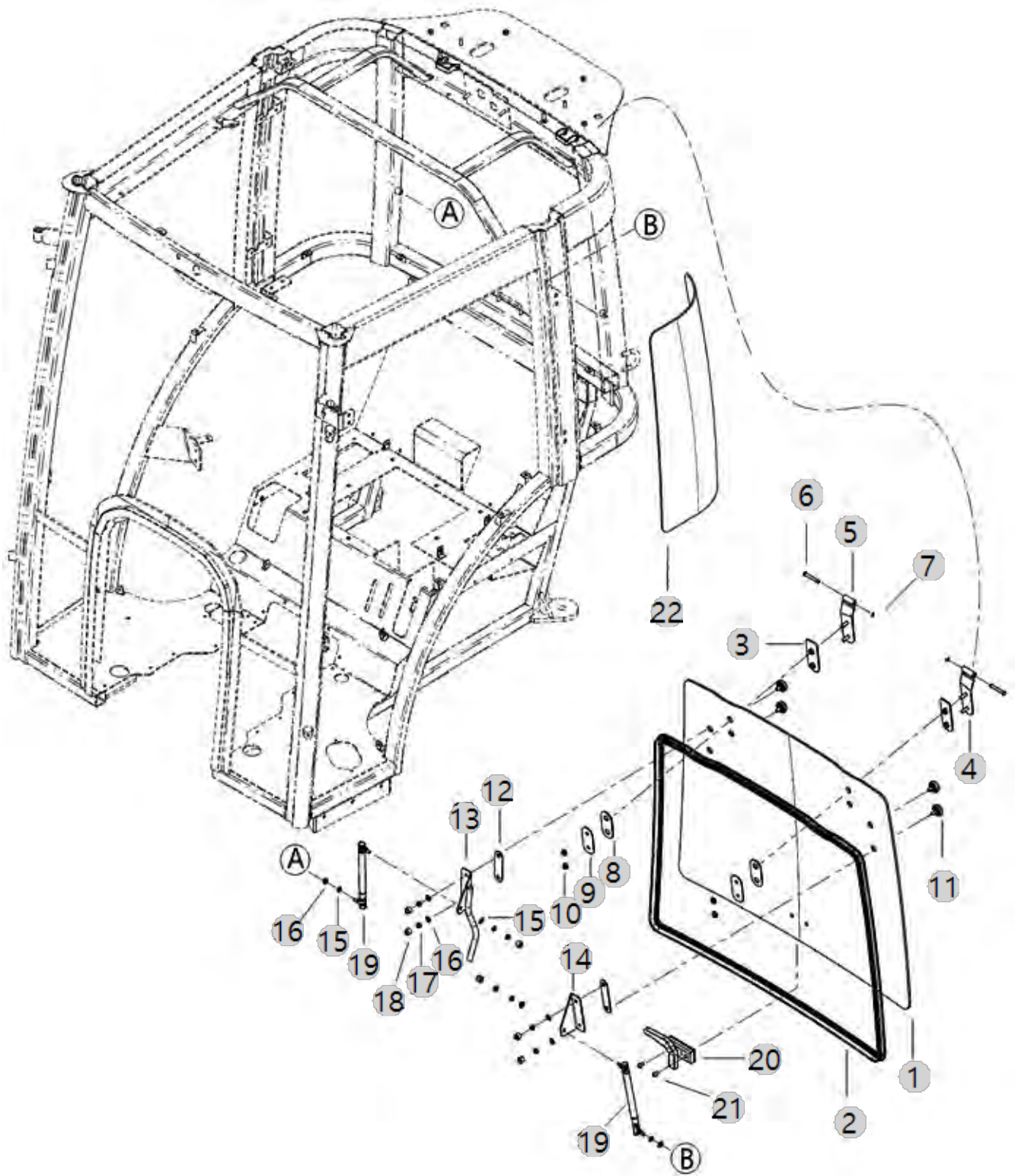
G02072

REAR WINDOWS

Year/Month

5025CH(AC02120)

2023-01-18



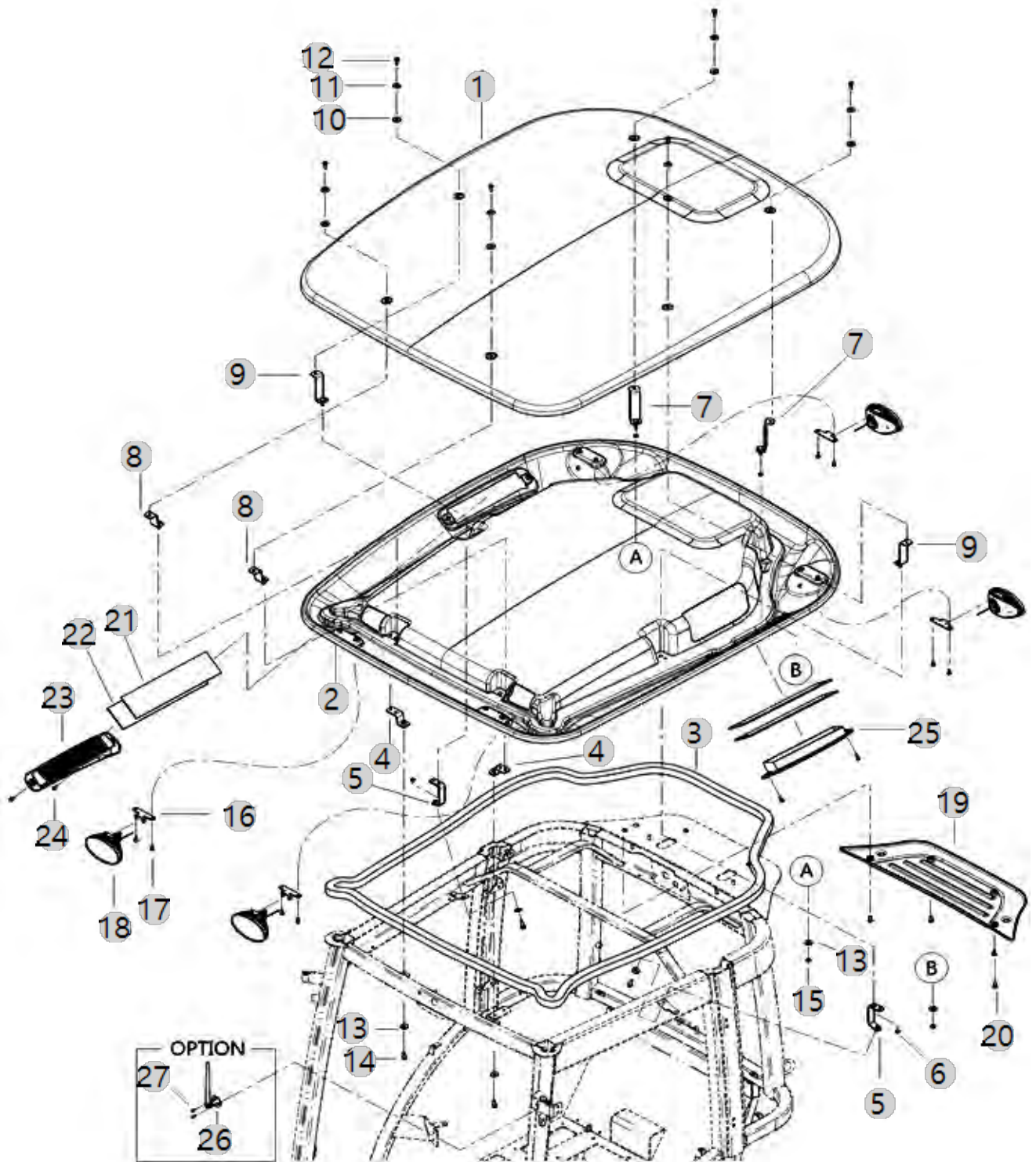
G02131

ROOF/OUTER

Year/Month

5025CH(AC02120)

2023-01-18



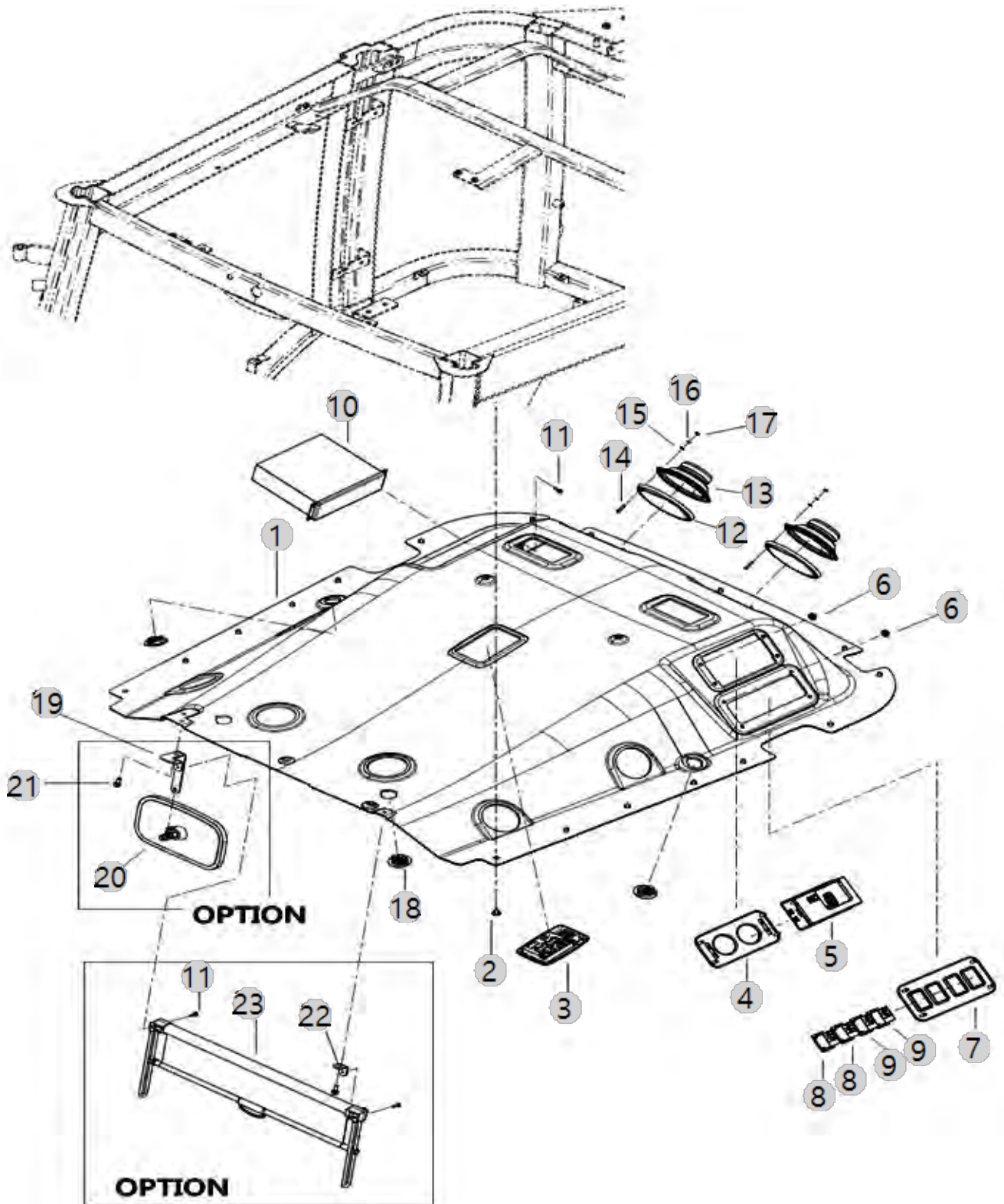
G02132

ROOF/INNER

Year/Month

5025CH(AC02120)

2023-01-18



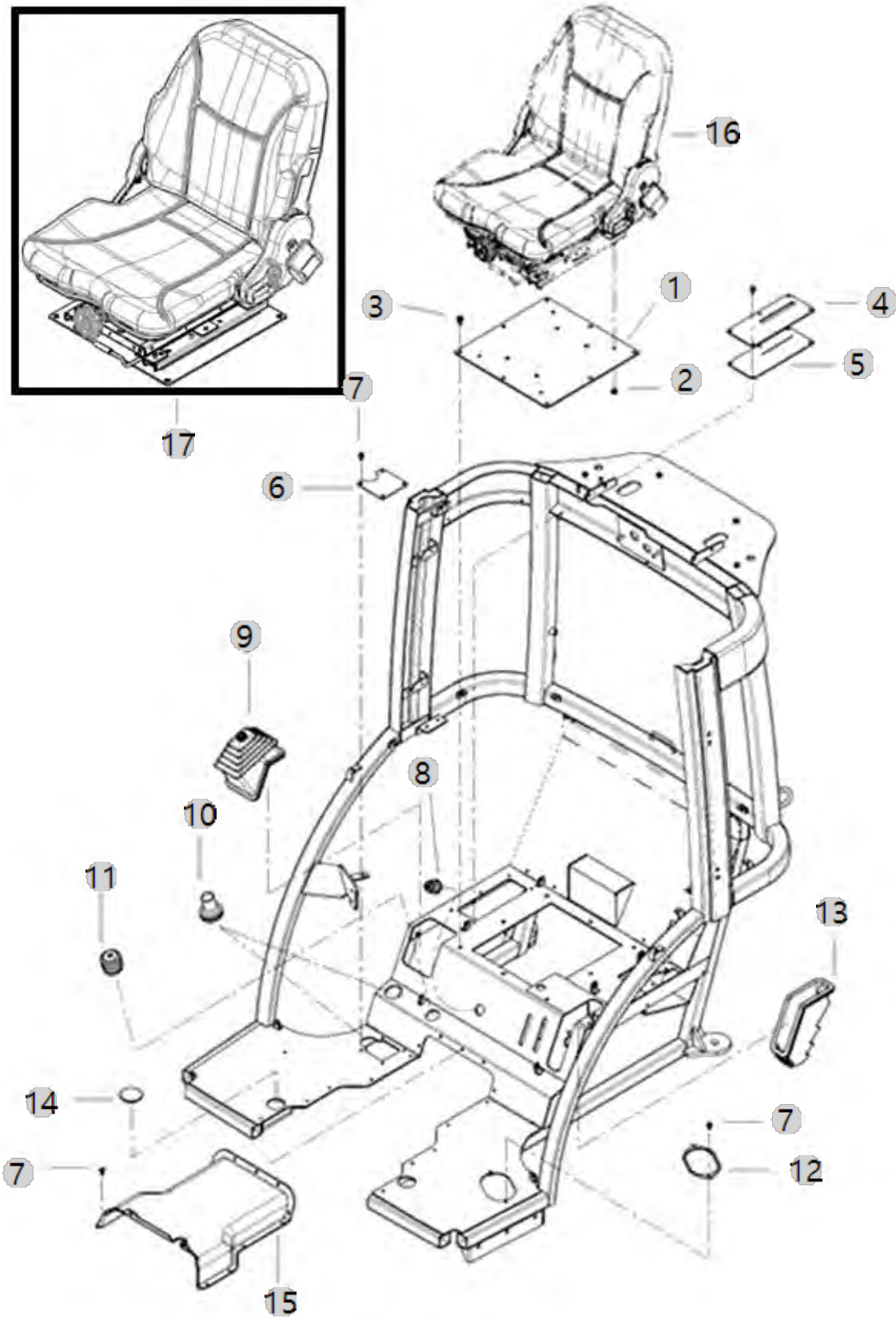
G02140

DRIVER'S SEAT

Year/Month

5025CH(AC02120)

2023-01-18



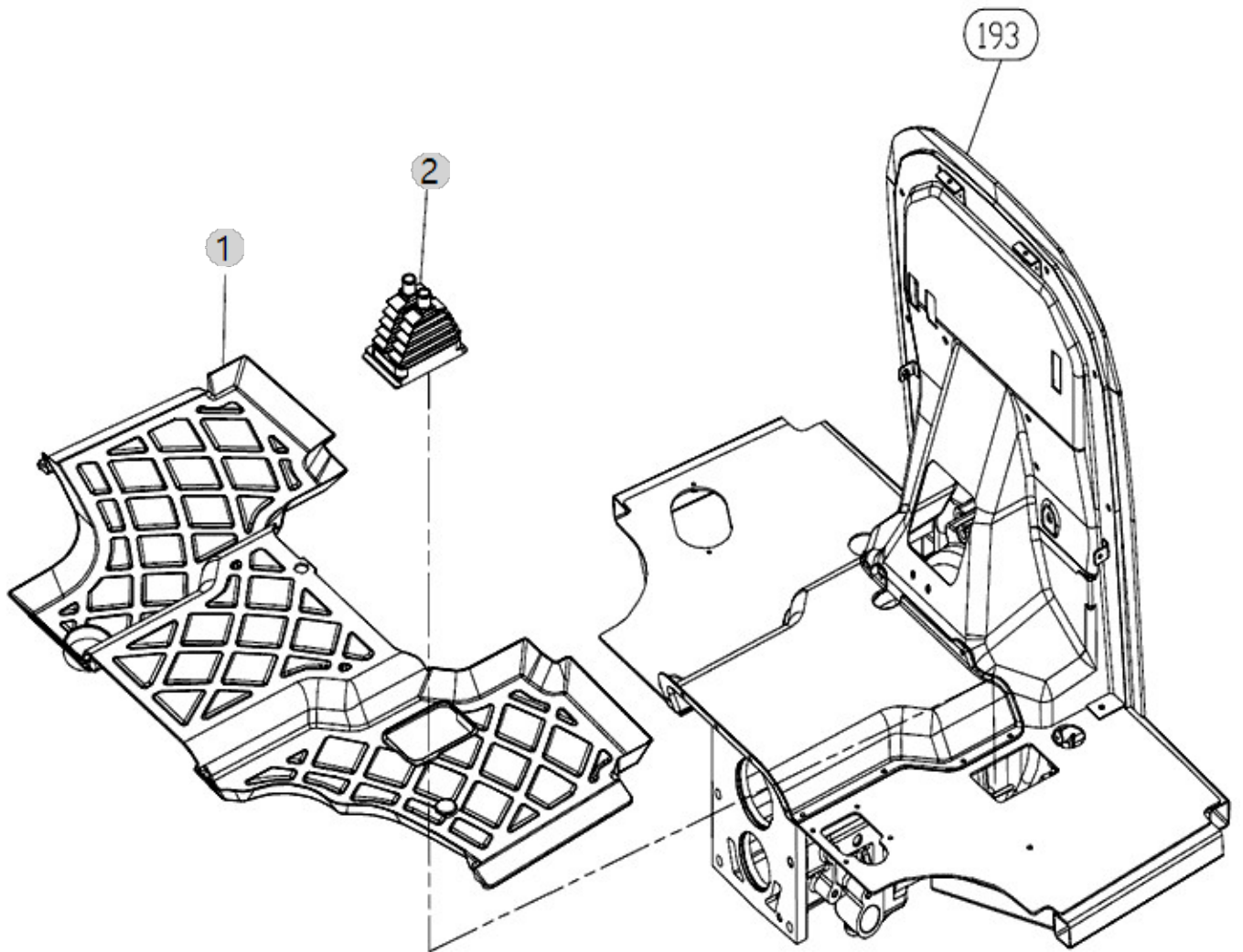
G02150

FLOOR MAT

Year/Month

5025CH(AC02120)

2023-01-18



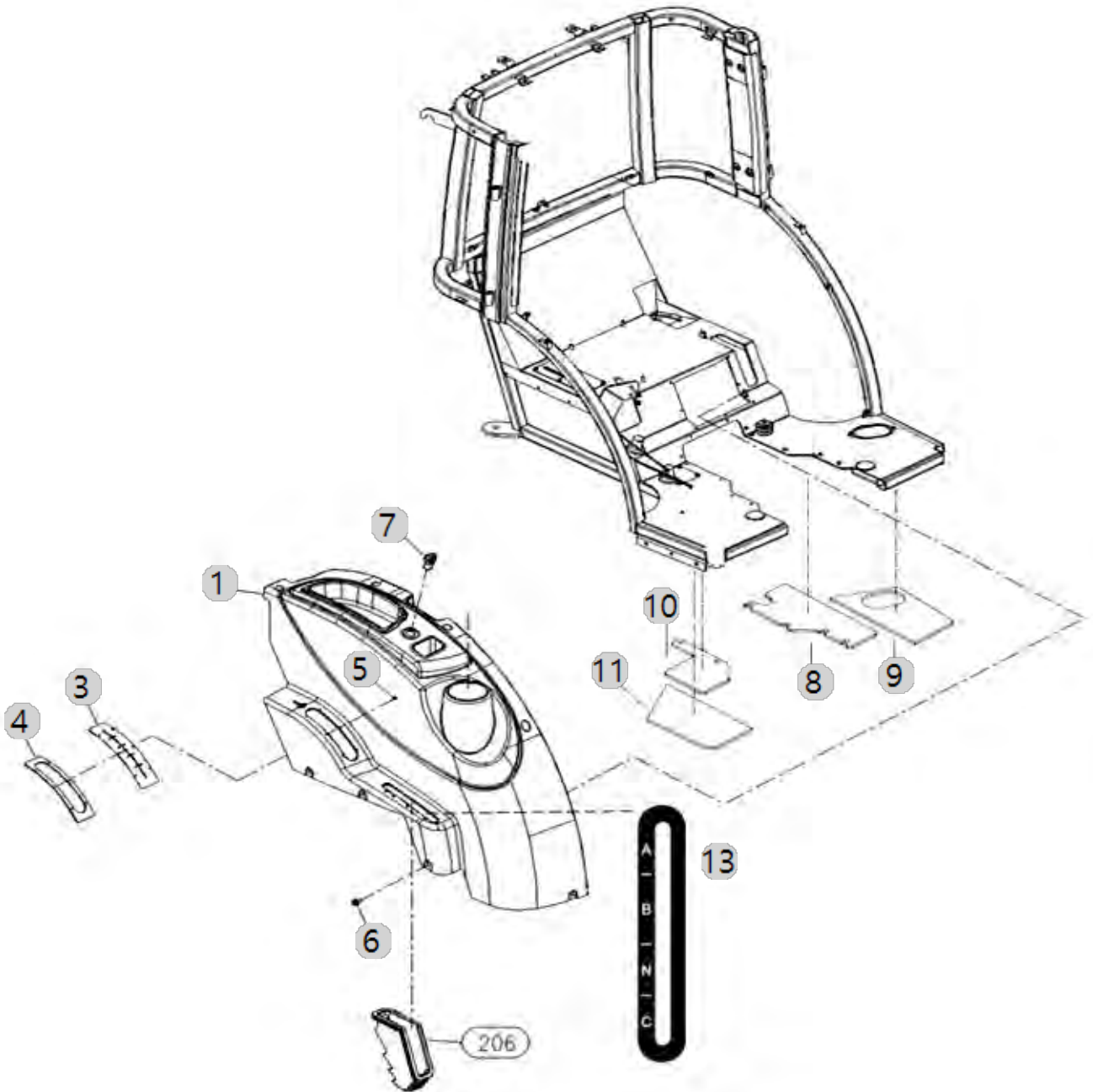
G02181

5025CH(AC02120)

FENDER COVER/LH

Year/Month

2023-01-18



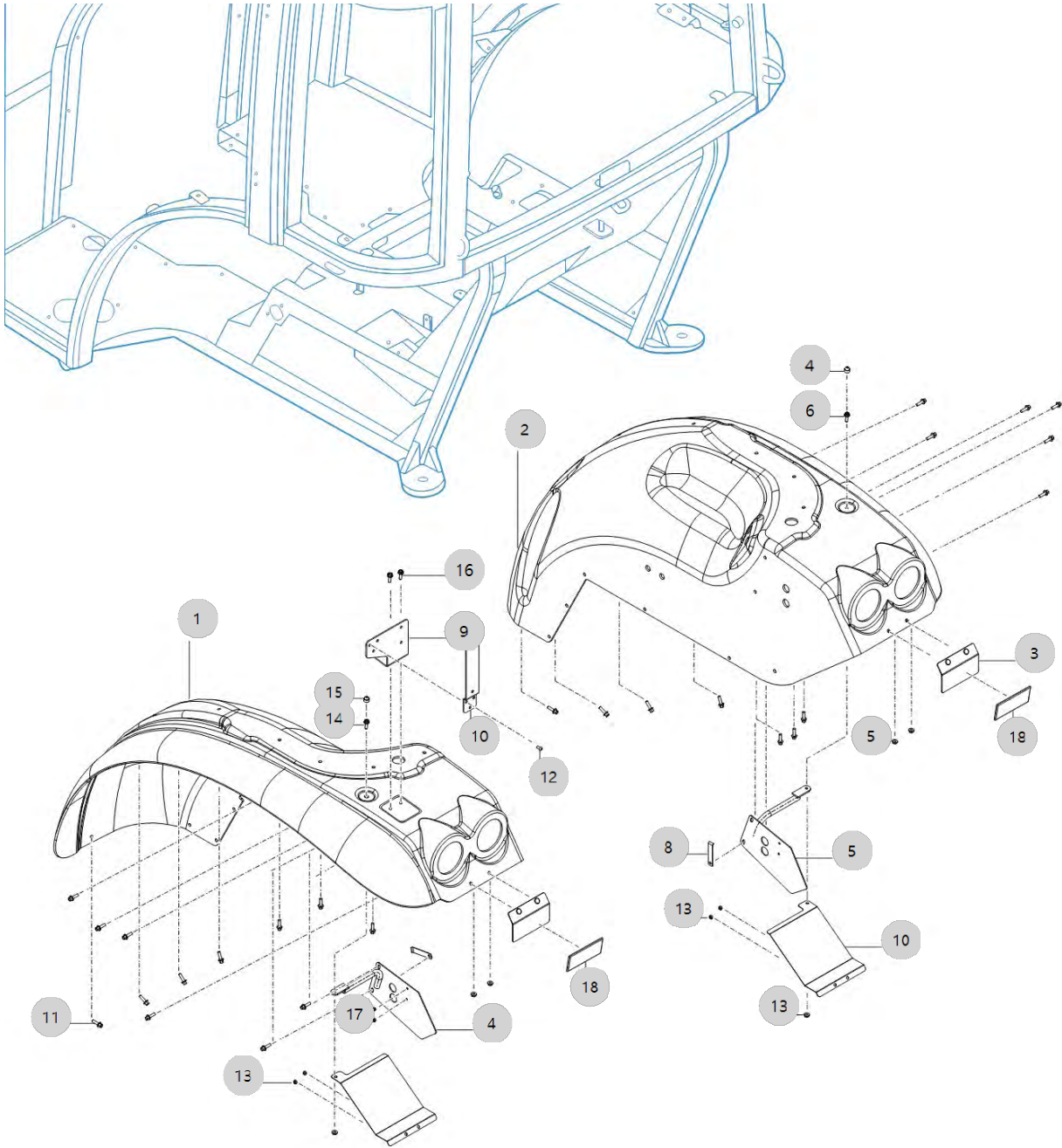
G02190

5025CH(AC02120)

FENDER ASS'Y

Year/Month

2023-01-18



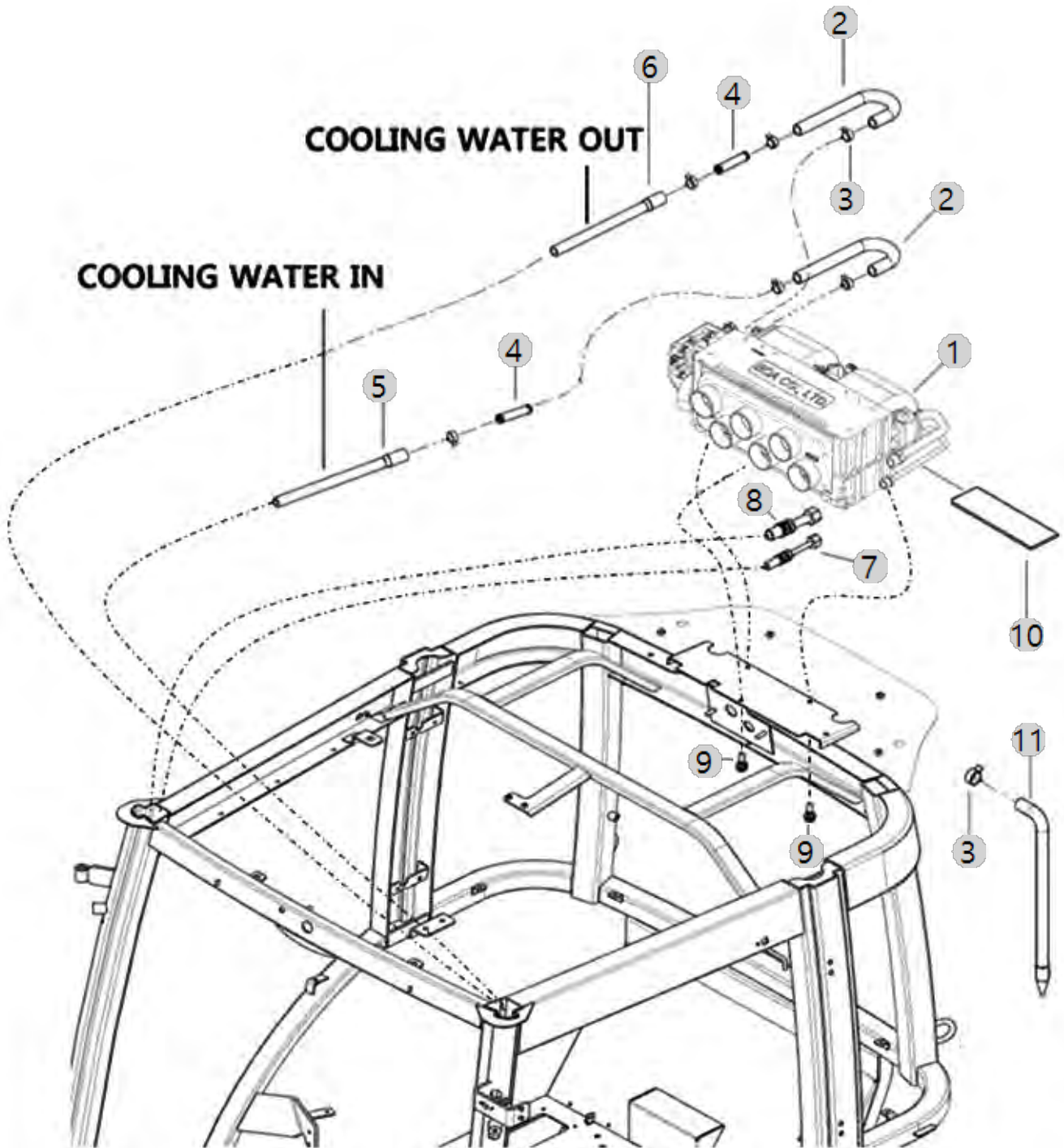
G03010

AIR CONDITIONER

Year/Month

5025CH(AC02120)

2023-01-18



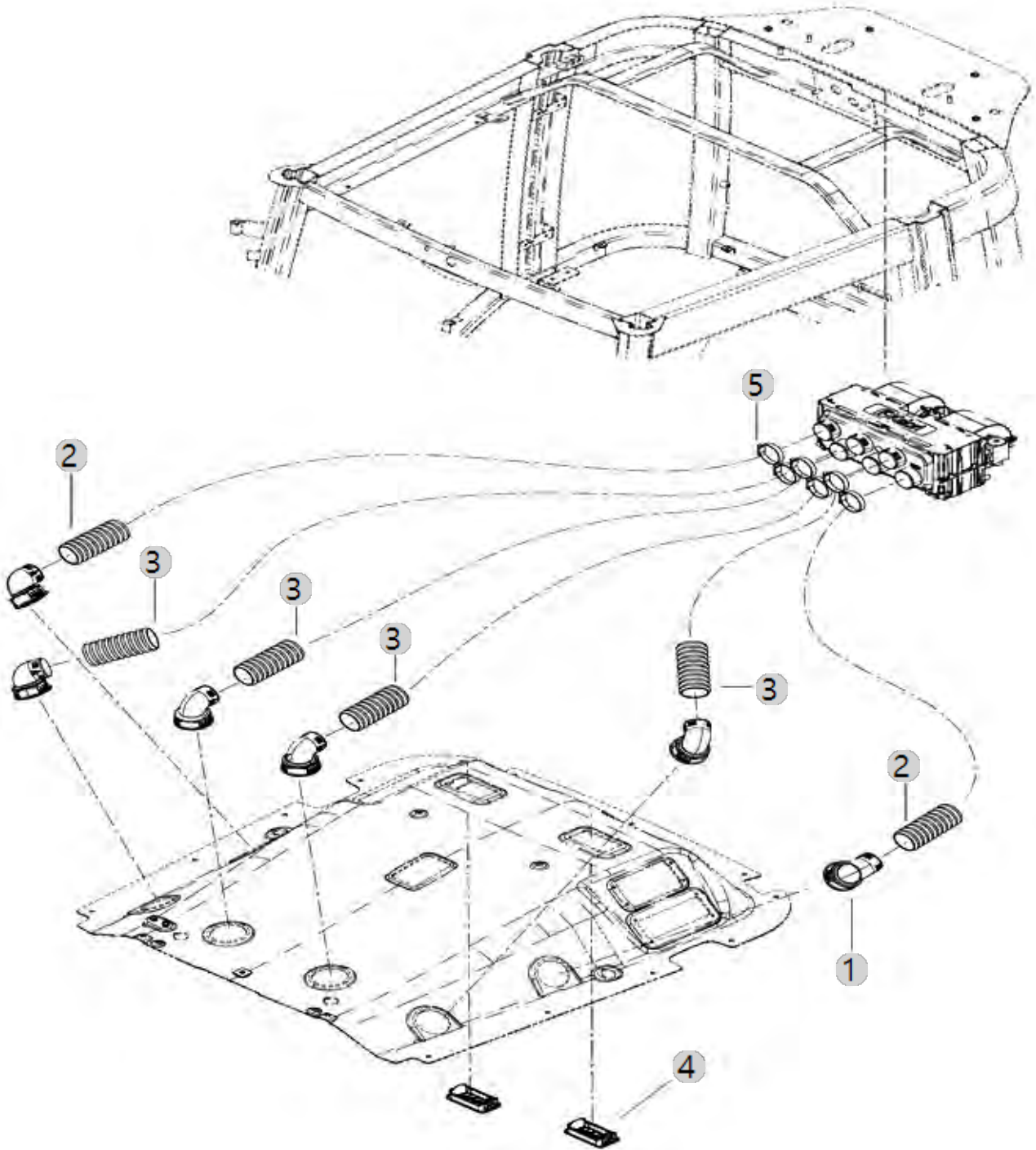
G03020

A/C DUCT

Year/Month

5025CH(AC02120)

2023-01-18



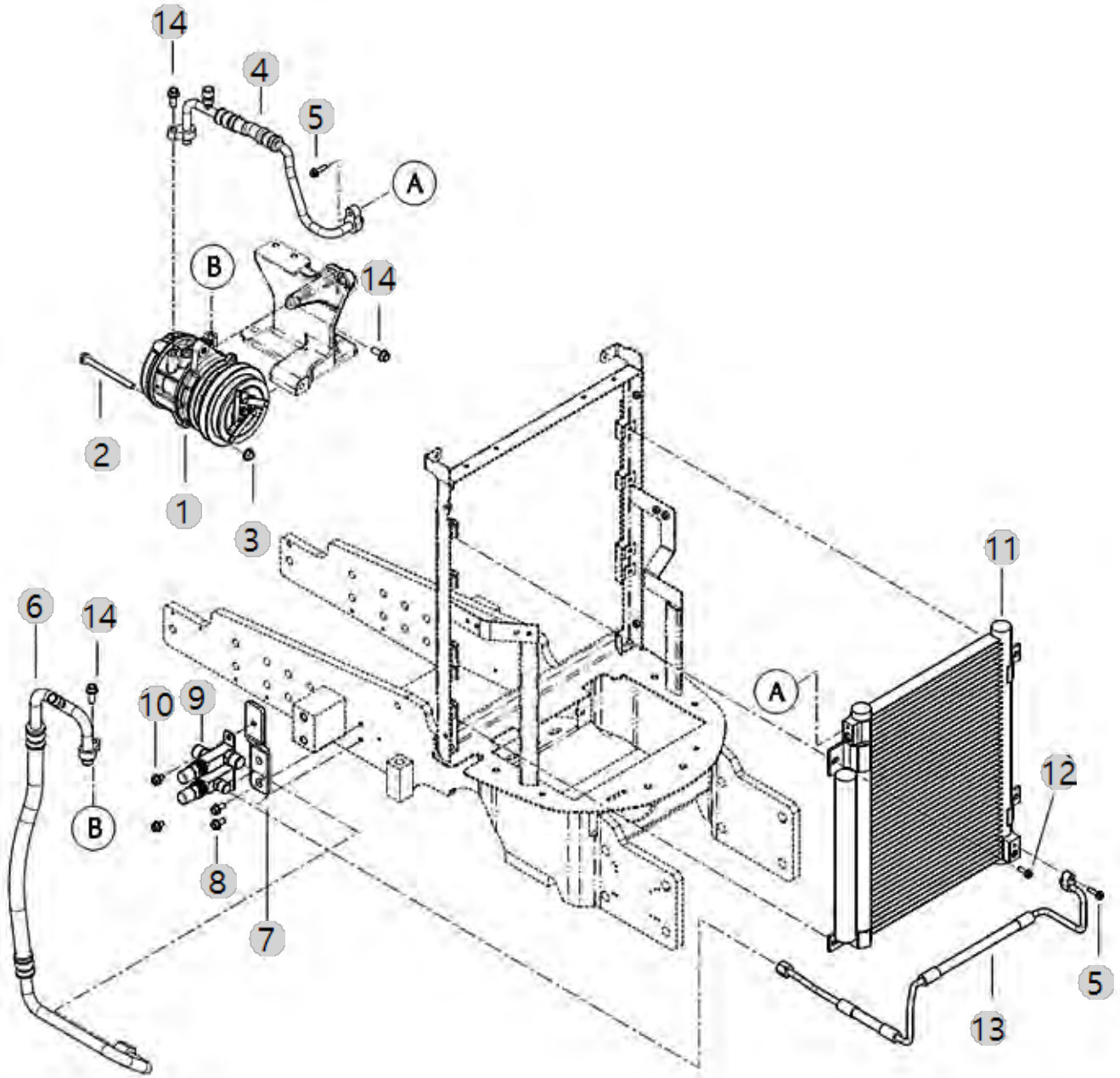
G03080

5025CH(AC02120)

A.C HOSE/CONDENSER HOSE

Year/Month

2023-01-18



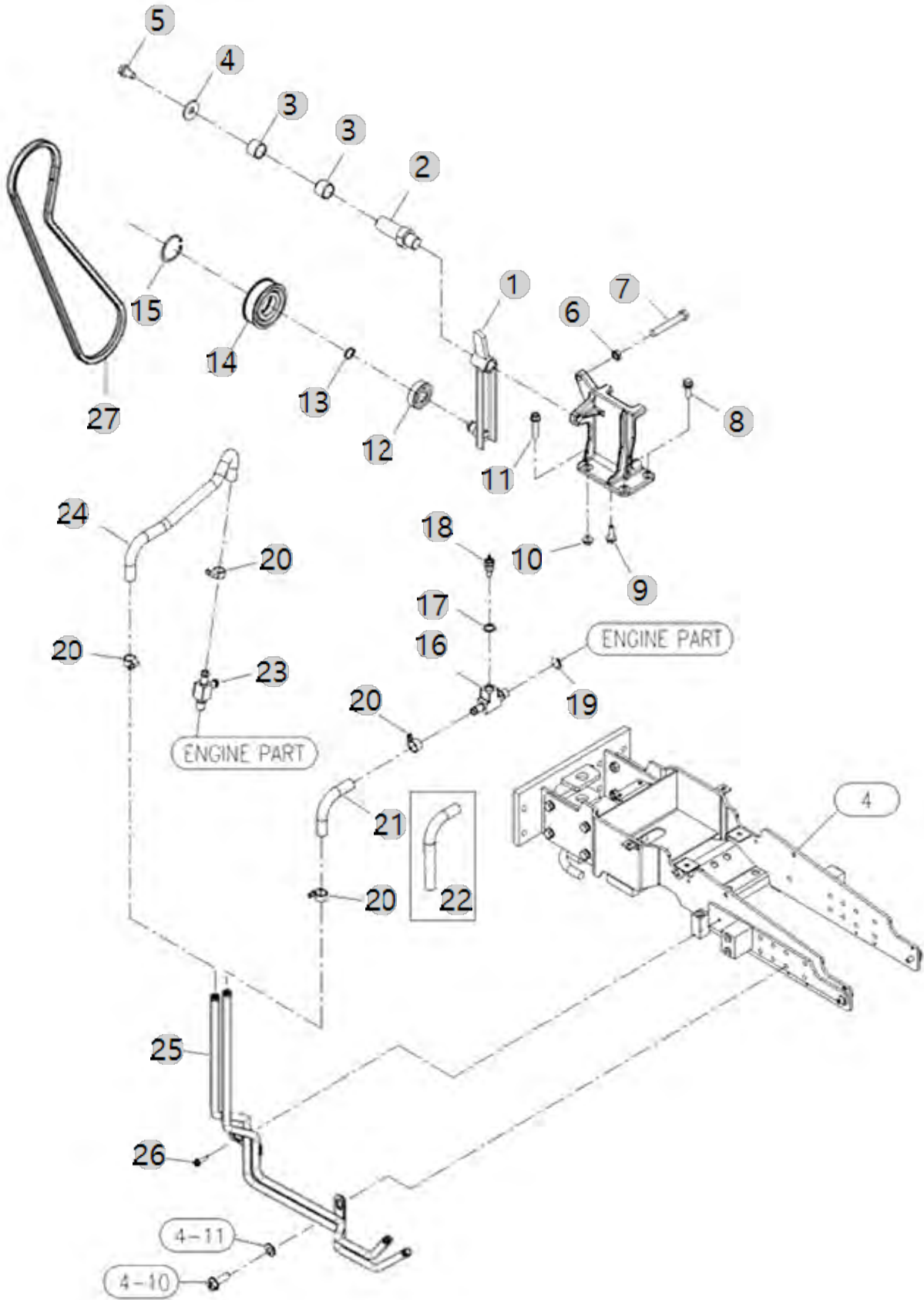
G03091

COMPRESSOR

Year/Month

5025CH(AC02120)

2023-01-18



G03091		COMPRESSOR				Year/Month
5025CH(AC02120)						2023-01-18
순번 (NO)	부품번호 (PART NO)	품명 (PART NAME)	품명 (PART NAME)	수량 (QTY)	규격 (SPEC)	비고 (REMARK)
1	TA00019843A	컴프레서	COMPRESSOR	1		
2	26106-080852	327,ALL,플랜지볼트8X85	SCREW,HEXFLANGEHEADCAP	4	M8X1.25X85	
3	TA00025553A	컴프레서 고정 브라켓	BRACKET COMPRESSOR	1	NONE	
4	26106-100252	육각플랜지볼트	SCREW,HEXFLANGEHEADCAP	2	M10XP1.5X25	
5	TA00022828B	스토퍼볼트	STOPPER BOLT	1	M12XP1.25	
5	TA00022828A	스토퍼볼트	STOPPER BOLT	1	M12*P1.25	
5	TA00022828C	스토퍼볼트	STOPPER BOLT	1	M12XP1.25	
6	26777-120002	육각고정너트(세목)	NUT	1	M12XP1.25	
7	TA00022828C	스토퍼볼트	STOPPER BOLT	1	M12XP1.25	
7	26106-100552	육각플랜지볼트	BOLT	1	M10X1.5X55	
8	26367-100002	263,ALL,고정너트(우나사)	NUT,HEXAGONFLANGE	1	M10X1025	
9	TA00025611A	저압 호스 B	LOW PRESSURE HOSE B	1	NONE	
10	TA00036485B	콘덴서 호스 조합	CONDENSER HOSE	1		
11	26106-080252	육각플랜지볼트	SCREW,HEXFLANGEHEADCAP	2	M8XP1.25X25	
11	26106-080252	육각플랜지볼트	SCREW,HEXFLANGEHEADCAP	2	M8XP1.25X25	
11	26106-080252	육각플랜지볼트	SCREW,HEXFLANGEHEADCAP	2	M8XP1.25X25	
12	TA00054374B	텐션암 조합	TENSION ARM ASSY	1		
13	TA00021764A	텐션축	SHAFT,TENSION	1	O.D25X67	
13	TA00021764C	텐션축	SHAFT	1	O.D25X67	
13	TA00021764E	텐션축	SHAFT	1	O.D25X67	
13	TA00021764B	텐션축	SHAFT	1	O.D25X67	
13	TA00021764D	텐션축	SHAFT	1	O.D25X67	
14	24550-018150	드라이부시	DRY BUSH	2		
14	TA00023184C	아이들러	IDLER	1	D92	
15	22157-080000	평와셔8(대형)	WASHER, PLAIN (Φ 08)	1	M8	
16	TA00025596A	T-조인트 -> FLW510000A3	T-JOINT	1		
16	26013-080162	와셔조립육각볼트(+SW)	Bolt, Hexa (8-16)	1	M8XP1.25X16	
17	22252-000520	CIRCLIP52	RING, CIRCLIP (Φ 52)	1	D52(구멍용)	
18	TA00023184B	아이들러	IDLER	1	D92	
18	HH12190000A	수온센서	WATER SENSER	1		
18	TA00023184A	아이들러	TENSION PULLEY	1		
18	TA00023184C	아이들러	IDLER	1	D92	
19	22242-000200	축용스냅링20	SNAP RING, SHAFT (Φ 20)	1	D20(축용)	
20	24104-063044	볼베어링6304UU	BALLBEARING	1		
21	TA00025598C	히터호스 A	HEATER HOSE A	1		
22	HH12190000A3	수온센서	WATER TEMP SENSOR	1		
23	FLW5110000A	T조인트	T JOINT	1		
23	23414-160000	동패킹	WASHER,SEALING	2	M16	
24	TA00025596B	T-조인트	T-JOINT	1		
25	TA00037544D	히터파이프 조합	HEATER PIPE ASSY	1		
25	23000-022000	호오스클립	CLAMP,HOSE	4	D22	
25	TA00037544E	히터파이프 조합	HEATER PIPE ASSY	1		
26	TA00025597A	히터 호스 B	HEATER HOSE B	1	NONE	
27	FLW5110000B3	T-조인트	T-JOINT	1		
27	TA00047448A	V-벨트 REC A55.5 (동일)	V-BELT	1		

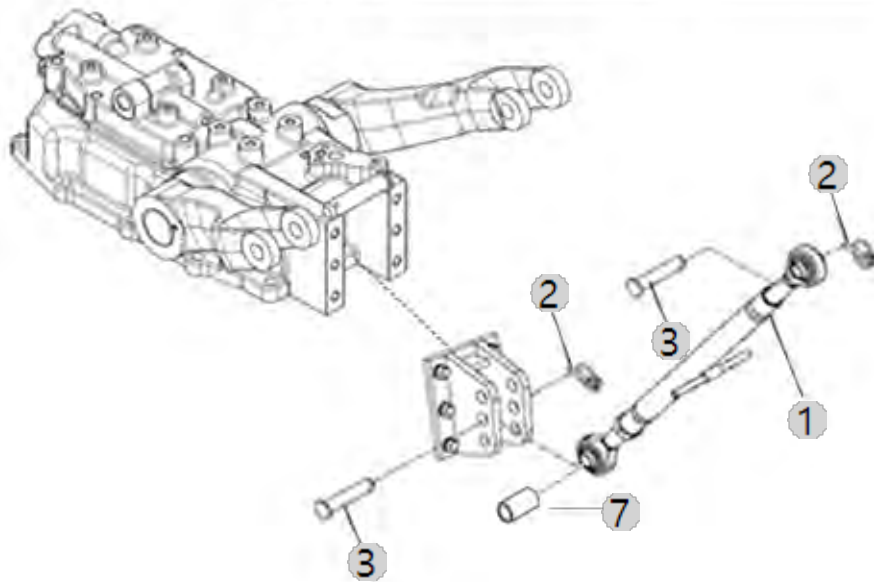
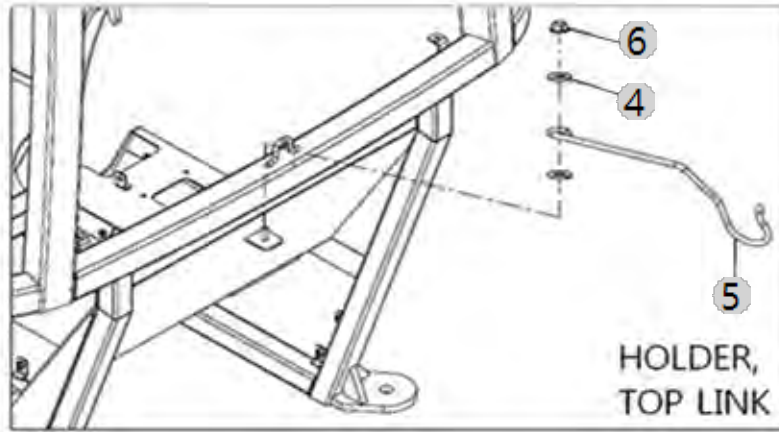
G05000

5025CH(AC02120)

TOP LINK, LIFT LINK

Year/Month

2023-01-18



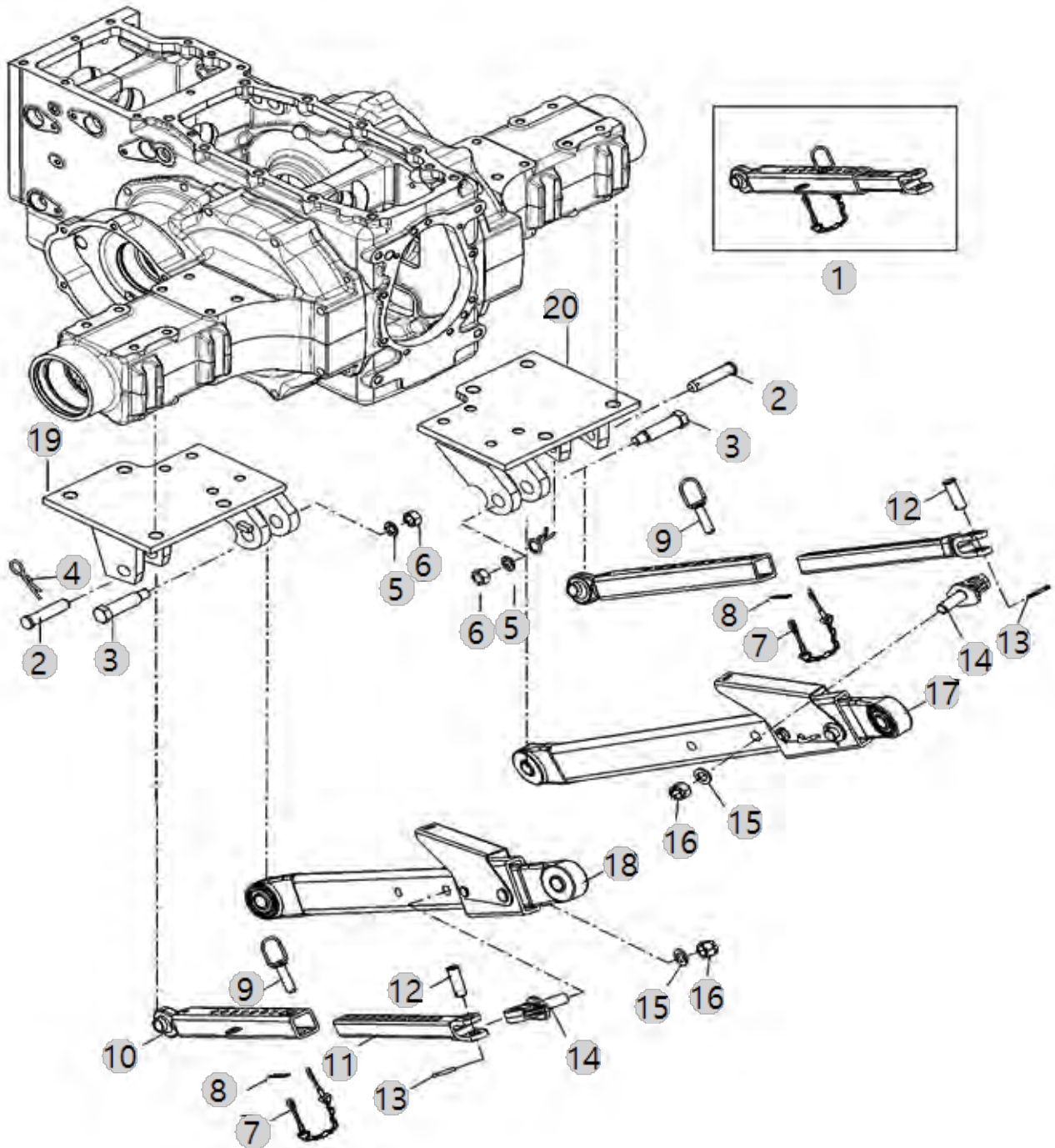
G05020

5025CH(AC02120)

TOP LINK

Year/Month

2023-01-18



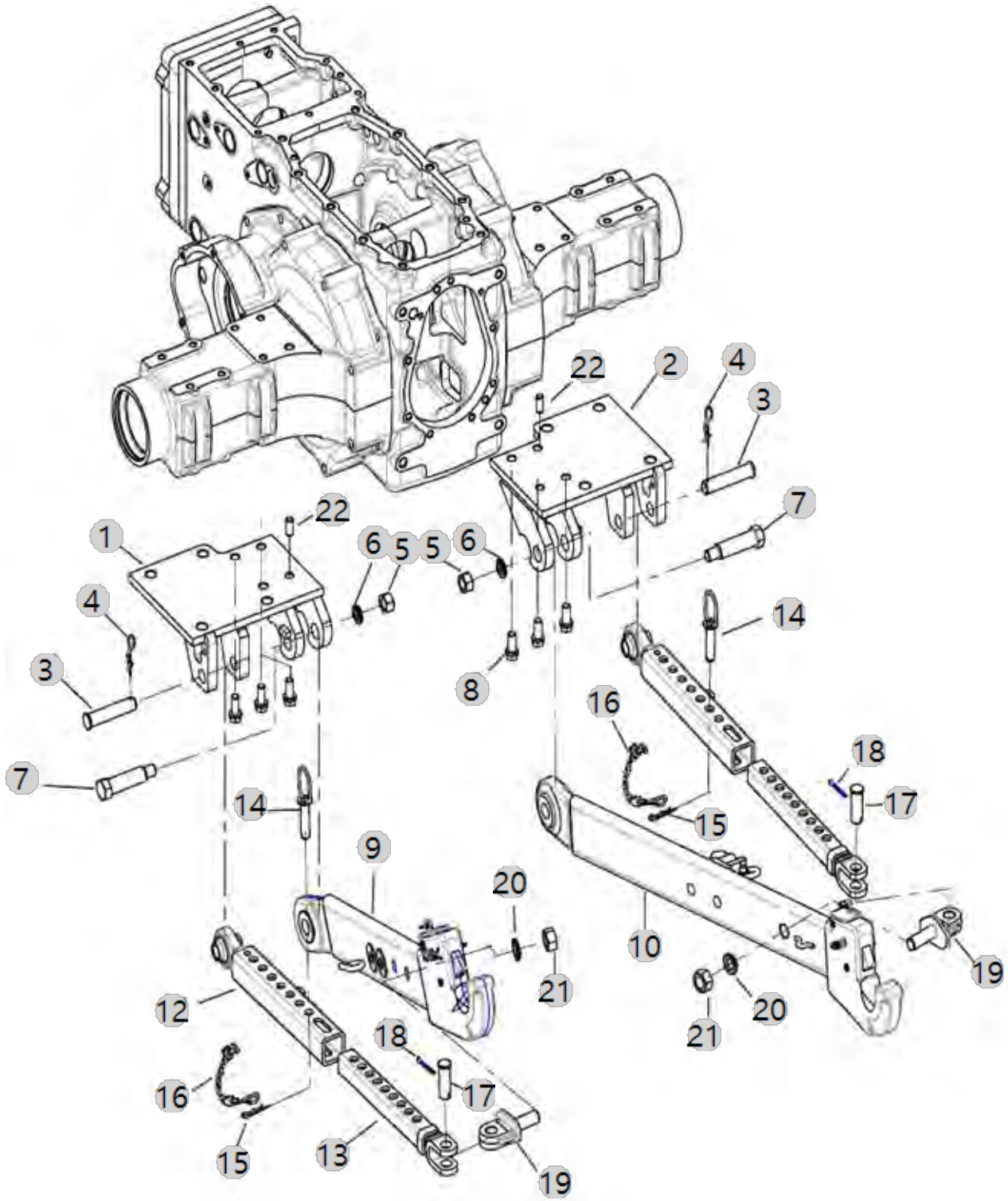
G05030

5025CH(AC02120)

LOWER LINK

Year/Month

2023-01-18



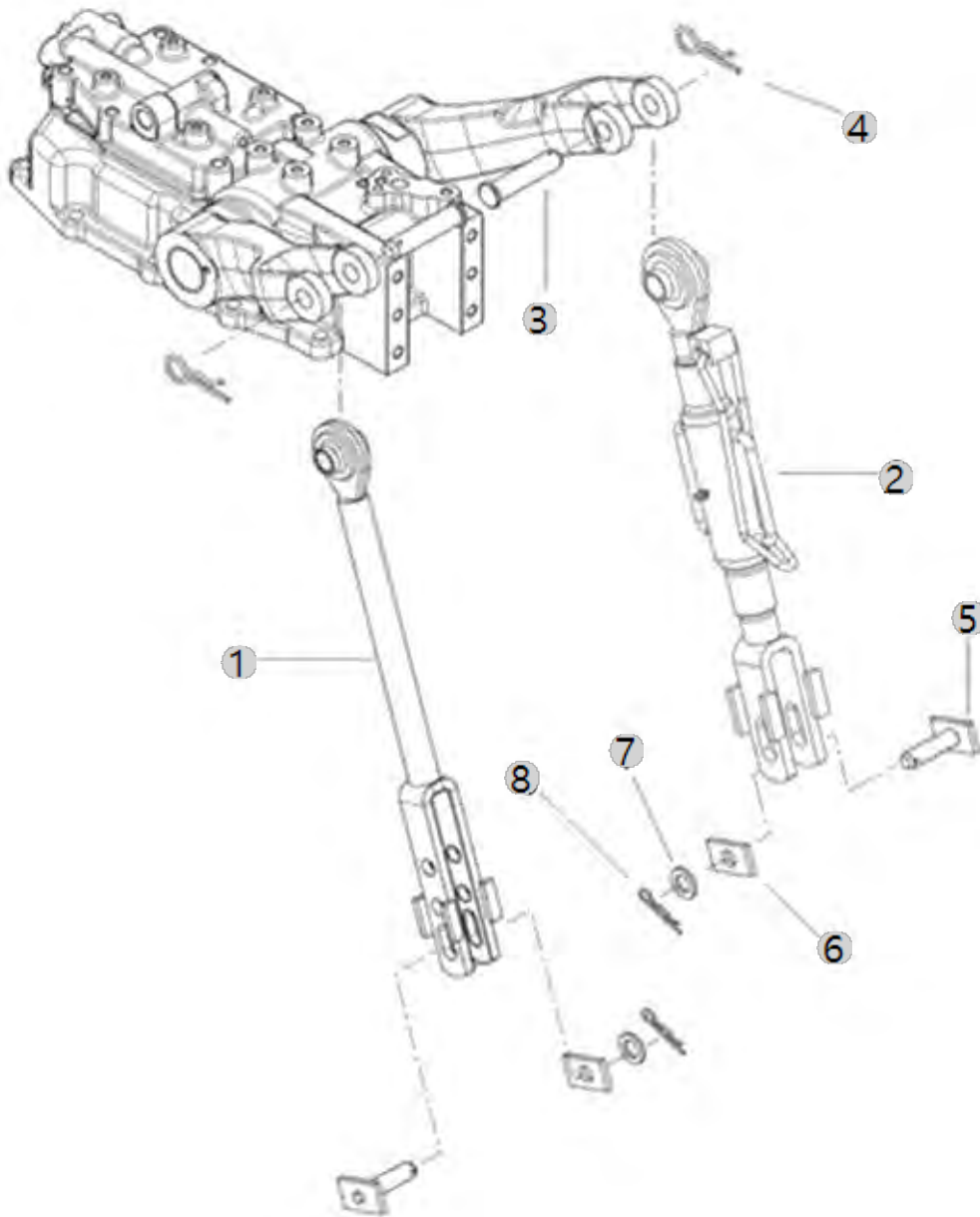
G05050

LIFT LINK/LH,RH

Year/Month

5025CH(AC02120)

2023-01-18



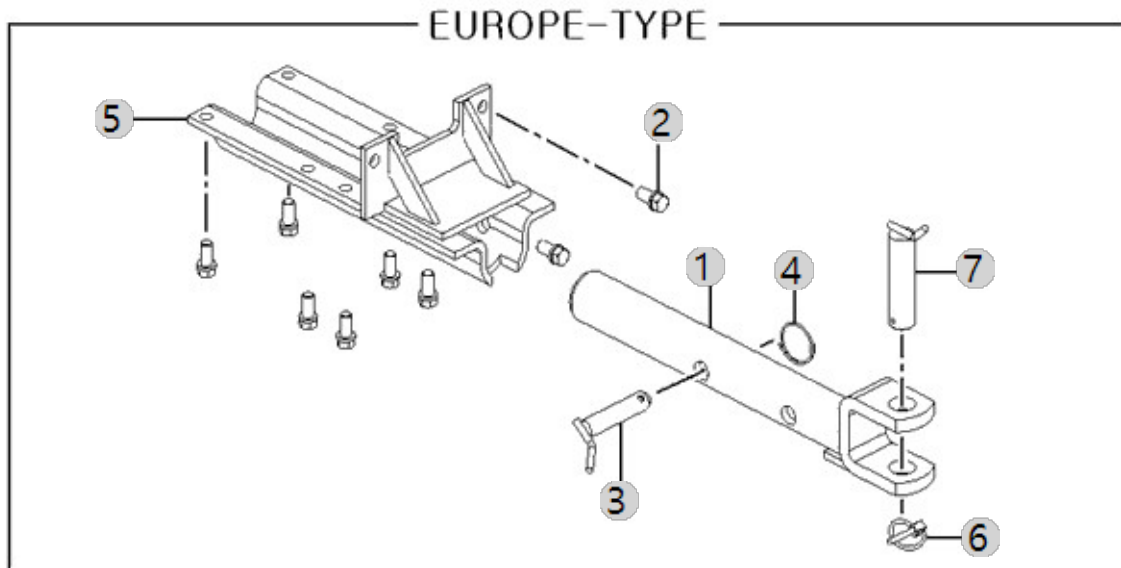
G05070

DRAWBAR

Year/Month

5025CH(AC02120)

2023-01-18



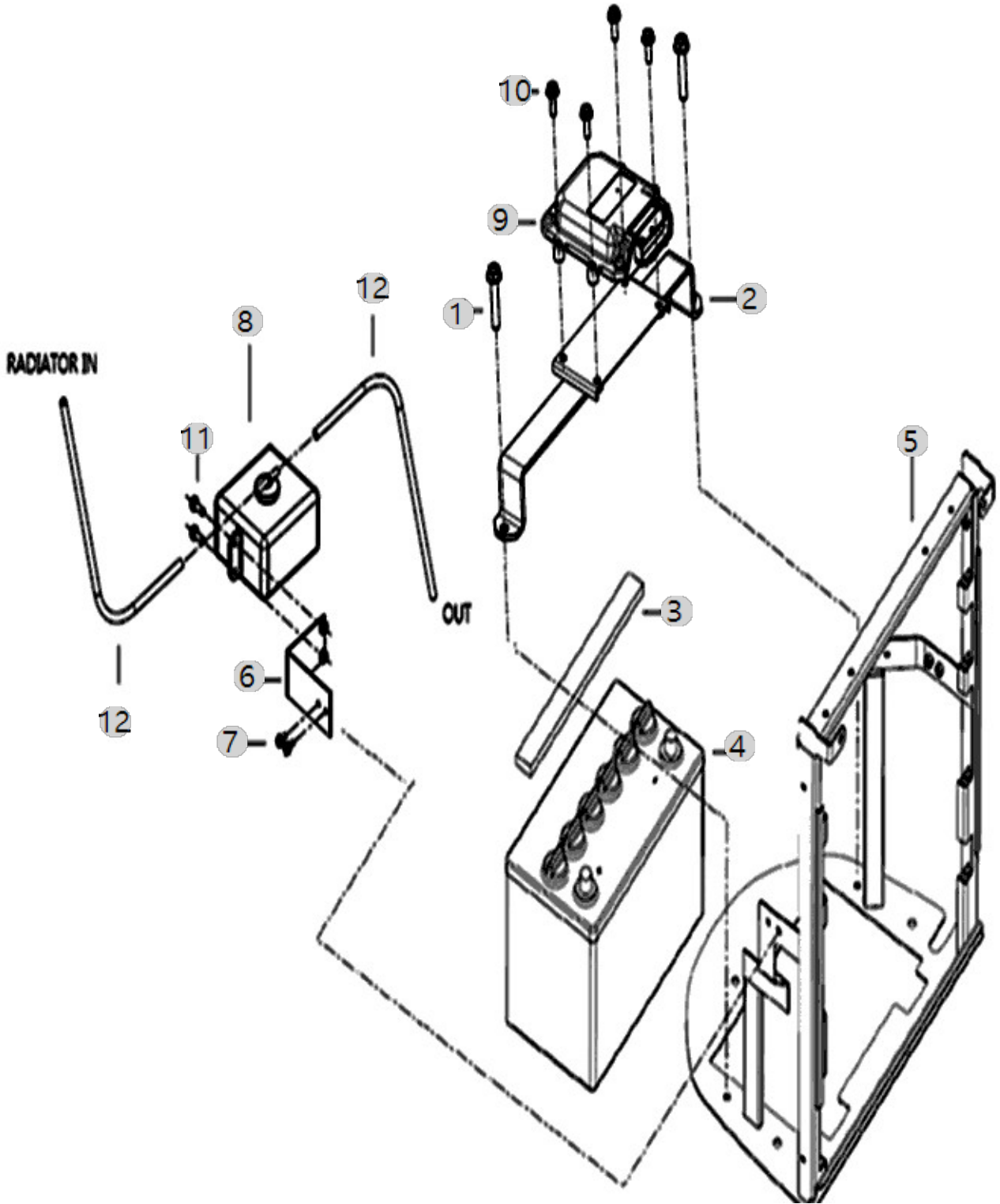
H01030

5025CH(AC02120)

BATTERY

Year/Month

2023-01-18



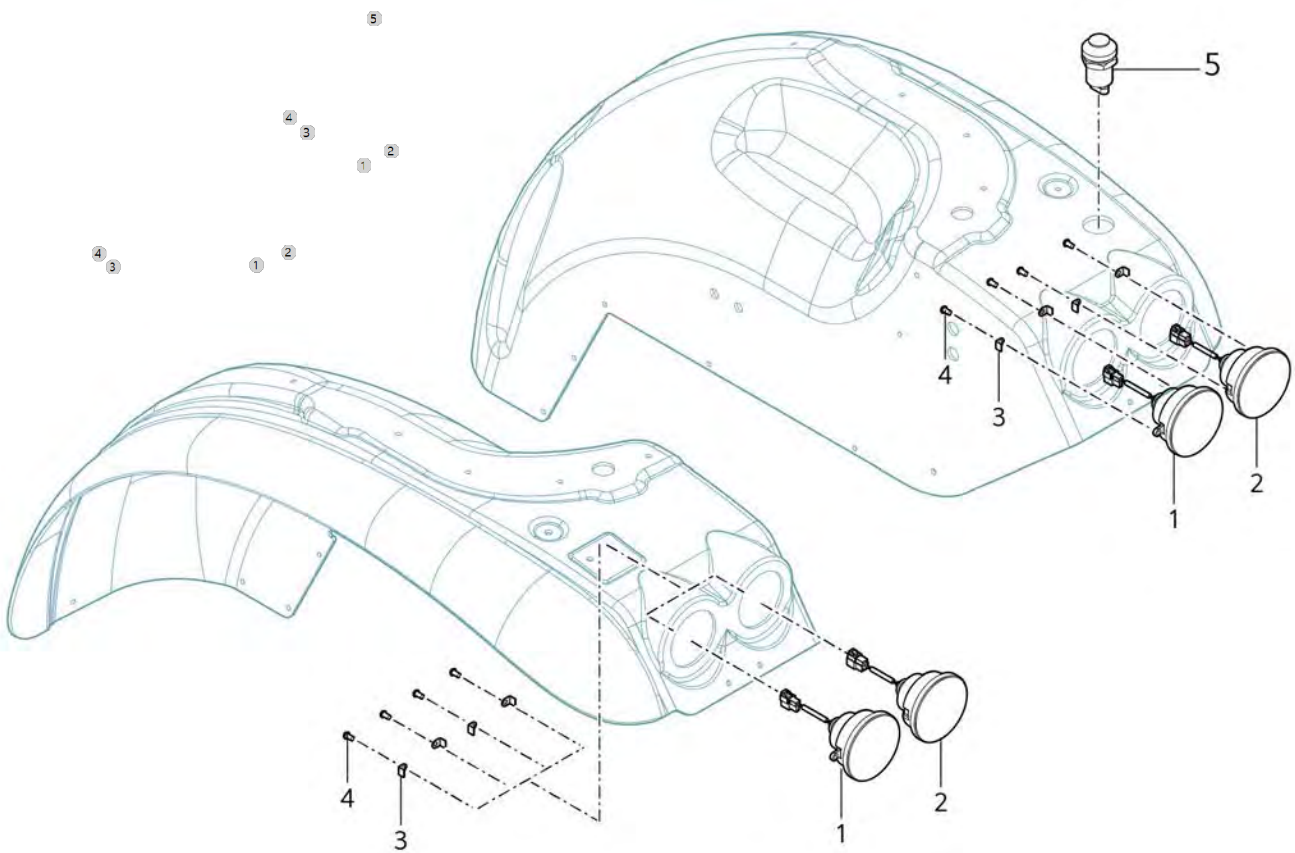
H02020

5025CH(AC02120)

COMBINATION LAMP

Year/Month

2023-01-18

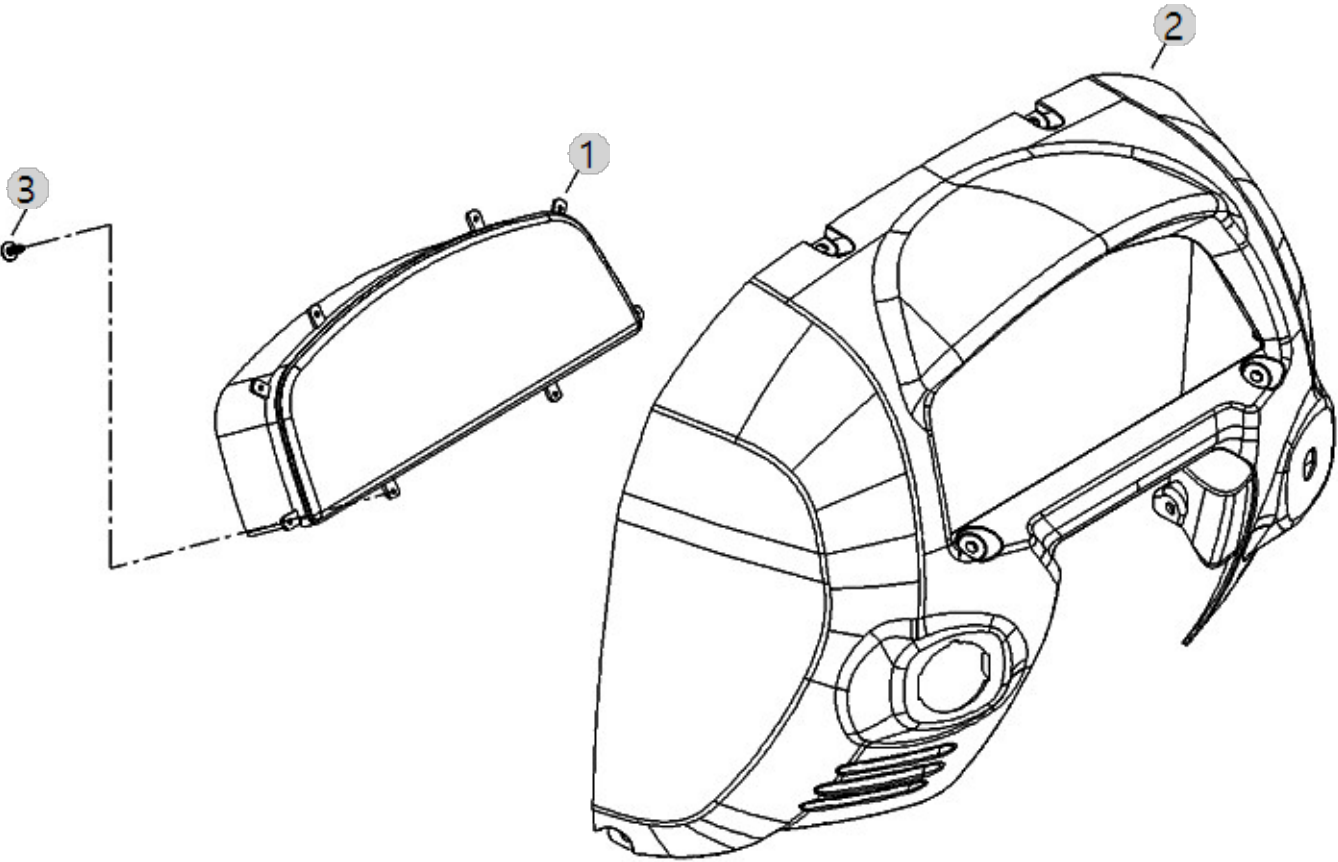


H04030

INSTRUMENT PANEL

Year/Month

2023-01-18



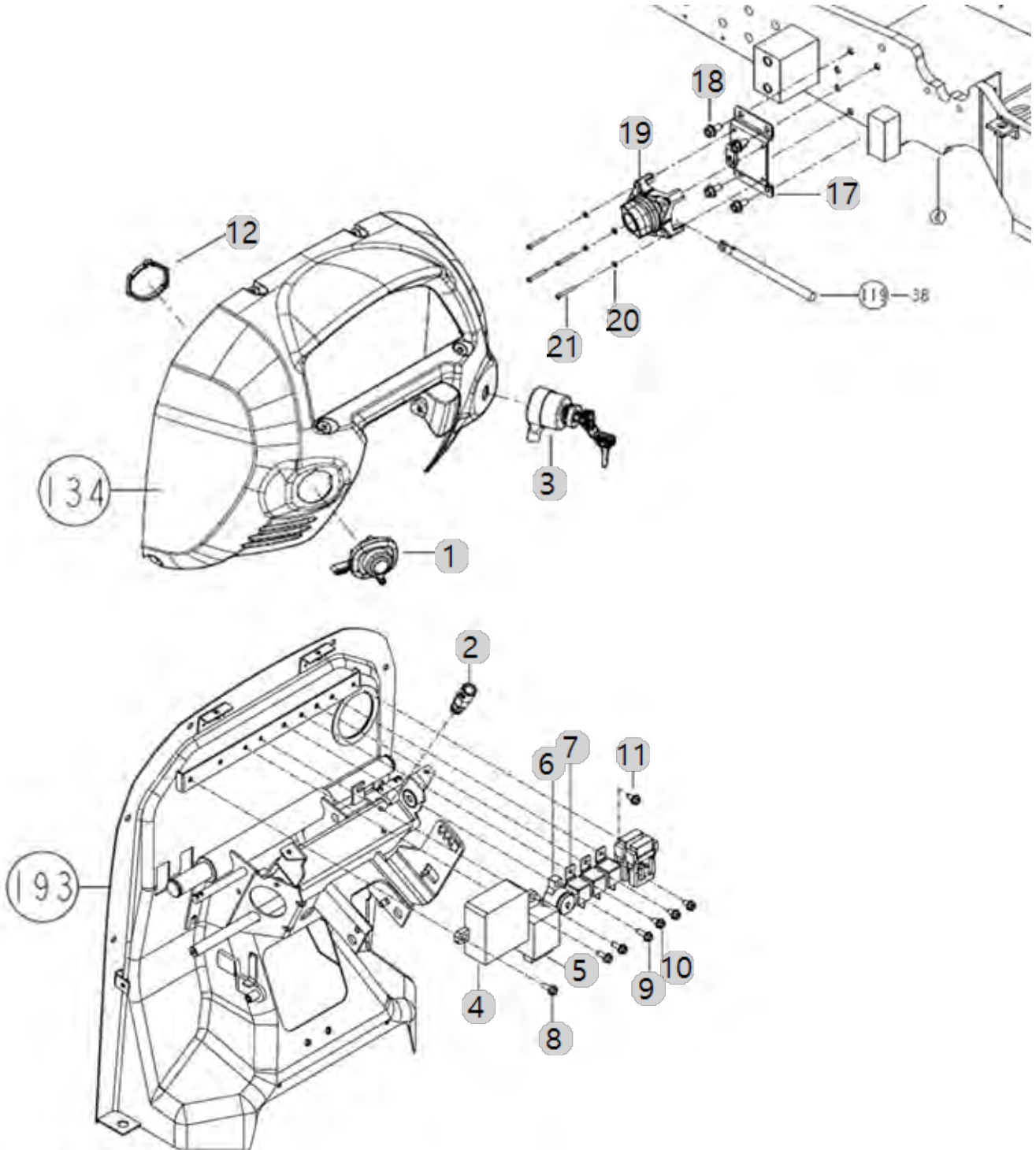
H04050

5025CH(AC02120)

SWITCH

Year/Month

2023-01-18



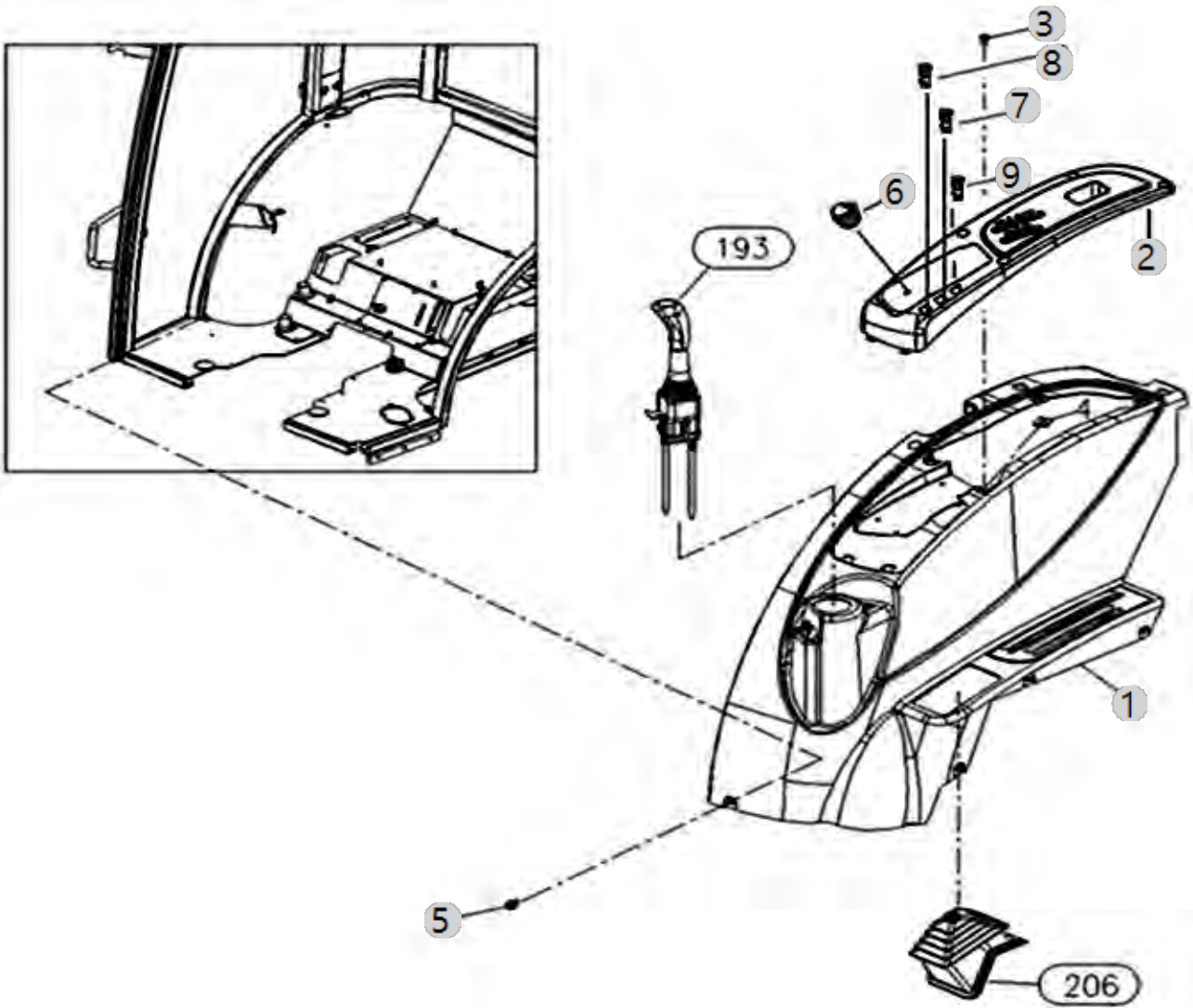
H04052

5025CH(AC02120)

SWITCH

Year/Month

2023-01-18



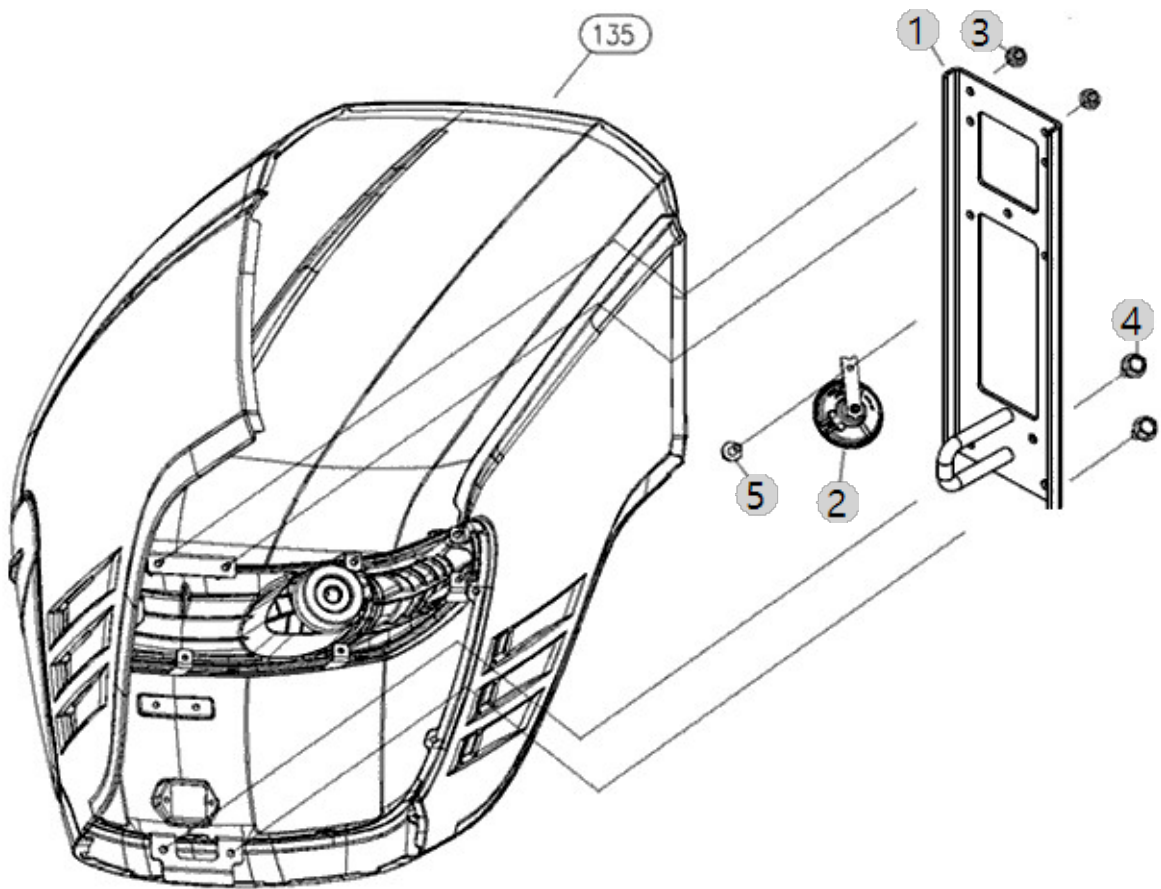
H04090

5025CH(AC02120)

HORN

Year/Month

2023-01-18



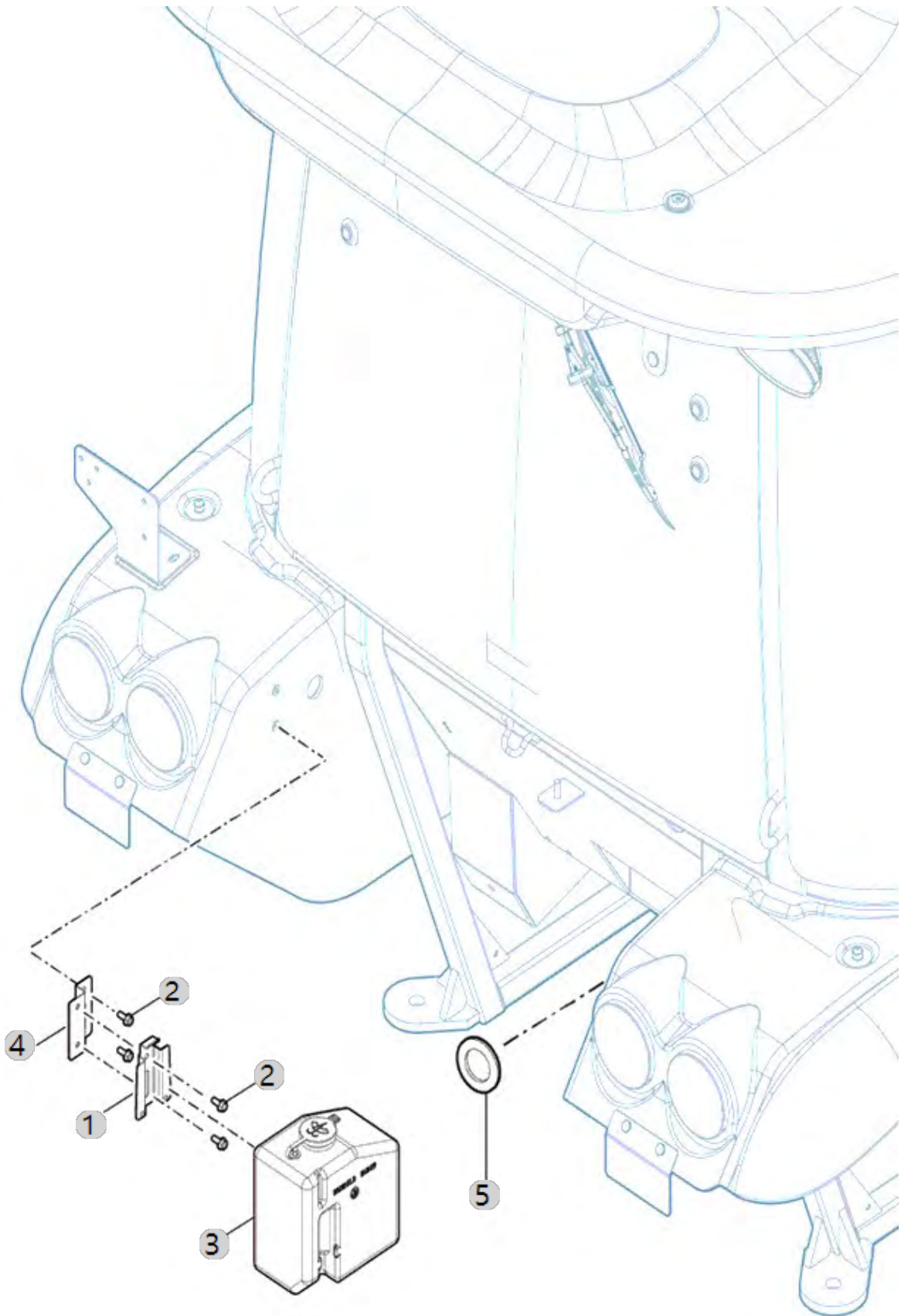
H05040

5025CH(AC02120)

WASHER LIQUID TANK

Year/Month

2023-01-18



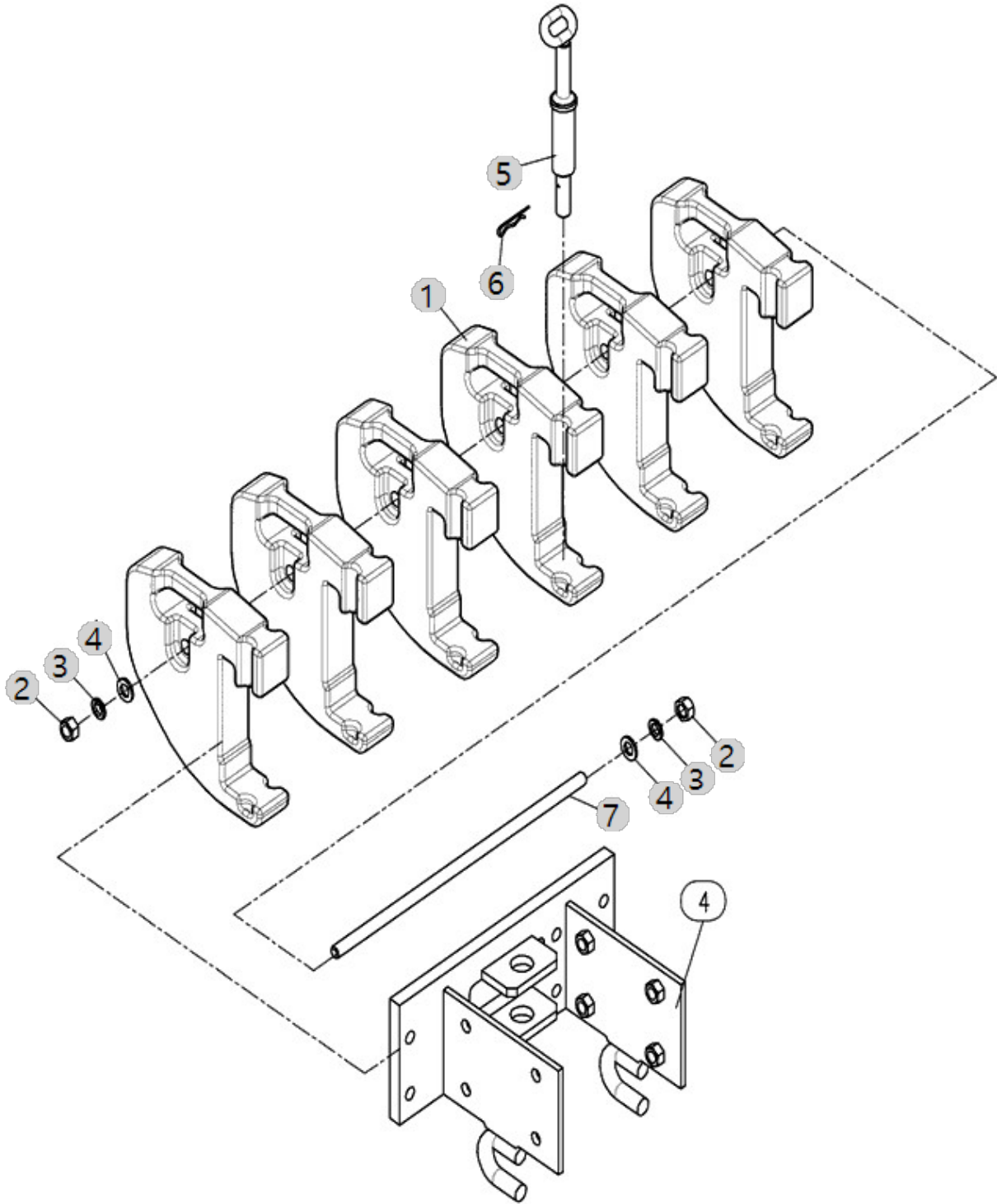
I01010

5025CH(AC02120)

FRONT WEIGHT(Optional)

Year/Month

2023-01-18



I03000A

5025CH(AC02120)

NAME PLATE

Year/Month

2023-01-18

1

TYM CORPORATION					
EU NO					
TYPE					
PIN NUMBER					
TOTAL	KG	AL	KG	AZ	KG
		T-1	T-2	T-3	

2-1

5025Ch

2-2

6225Ch

3

5

6

싱글클러치페달 취급명판

7

WARNING

CONNECT THE LEFT BRAKE WITH RIGHT BRAKE WHILE ON THE ROAD

CONNECT ROD

DISCONNECT / CONNECT

TZE4100000B4

8

DANGER

Start only from seat in park or neutral. Starting in gear kits.

TZE5110000B4

10

CAUTION

DIESEL ONLY

TZE4190000C4

11

CAUTION

TZE5130000C4

12

WARNING

Before dismounting tractor:

Check on level ground whenever possible. If starting on a gradient, position tractor at right angles to slope and parking brake.

Lower the engine before leaving transmission in gear with the engine stopped. If engine is stopped in the gear, shift to neutral before dismounting. If the tractor is on a slope, shift to neutral before dismounting. If the tractor is on a slope, shift to neutral before dismounting. If the tractor is on a slope, shift to neutral before dismounting.

13

14

15

WARNING

Use seat belt

NTES150000C4

16

Serial Number: []

TRADE NAME TYM

TYM CORPORATION

EU APPROVAL NO.

e6

00058U3

Type of Tractor: 2005

Model:

TYM of TYM CORPORATION

THIS LABEL MUST BE KEPT IN PLACE AT ALL TIMES.

FACTORY MADE IN KOREA

17

WARNING

This structure's protective capability may be impaired by structural damage, overturn, or alteration. If any of these conditions occur, the structure must be replaced.

NTES200000C4

18

CAUTION

TO AVOID PERSONAL INJURY OR DEATH:

1. If dismounting a slope, never dismount until the tractor is fully stopped.
2. Never dismount a slope, especially when the tractor is in gear.
3. Never dismount a slope, especially when the tractor is in gear.
4. Never dismount a slope, especially when the tractor is in gear.
5. Never dismount a slope, especially when the tractor is in gear.
6. Never dismount a slope, especially when the tractor is in gear.
7. Never dismount a slope, especially when the tractor is in gear.
8. Never dismount a slope, especially when the tractor is in gear.
9. Never dismount a slope, especially when the tractor is in gear.
10. Never dismount a slope, especially when the tractor is in gear.

19

CAUTION

TO AVOID PERSONAL INJURY OR DEATH:

1. If dismounting a slope, never dismount until the tractor is fully stopped.
2. Never dismount a slope, especially when the tractor is in gear.
3. Never dismount a slope, especially when the tractor is in gear.
4. Never dismount a slope, especially when the tractor is in gear.
5. Never dismount a slope, especially when the tractor is in gear.
6. Never dismount a slope, especially when the tractor is in gear.
7. Never dismount a slope, especially when the tractor is in gear.
8. Never dismount a slope, especially when the tractor is in gear.
9. Never dismount a slope, especially when the tractor is in gear.
10. Never dismount a slope, especially when the tractor is in gear.

20

WARNING

TO AVOID PERSONAL INJURY OR DEATH:

1. TYM recommends the use of PPE (Personal Protective Equipment) to protect the operator from injury or death.
2. Always use proper tie-off technique when working on a structure.
3. Never work on a structure unless it is properly supported.
4. Never work on a structure unless it is properly supported.
5. Never work on a structure unless it is properly supported.
6. Never work on a structure unless it is properly supported.
7. Never work on a structure unless it is properly supported.
8. Never work on a structure unless it is properly supported.
9. Never work on a structure unless it is properly supported.
10. Never work on a structure unless it is properly supported.

21

경고등표시명판

22

ROBNET OPEN

23

30

31

I03000B

5025CH(AC02120)

NAME PLATE

Year/Month

2023-01-18

1

WARNING

- If you work for long time interior air could be contaminated therefore ventilate air periodically.
- If you sleep in turning air conditioner, you can be in danger of suffocation therefore it must be prohibited.

CAUTION

Before use the tractor, fully aware of pothole and check the fuel, coolant, lubricant.

STARTING

- Do not make a start circuit the terminal of starting motor.
- While gear is held by starting motor, start promptly.
- Do not start or driving while driver located outside.
- PTO shaft and located in neutral.
- Hydraulic lift lever located in low stage condition.

DRIVING

- Please slow down the speed, while go round on the slope or hard uneven road.
- While go down the steep slope, use the low stage shift and do not step on clutch pedal.
- Do not driving with overloading whenever it is possible as obstruction of view road.
- While climb the steep descent, do not driving backward.
- While driving, connect brake and do not use the differential gear.

WORKING

- In humid road, please driving go straight ahead within the limits of the possible.
- While working, please children are far away from tractor except watch.

PARKING

- While parking the tractor, must go down the implement on the ground, stop the engine.
- While parking on slope, put on the parking brake, put a support on front and rear tire.

MAINTENANCE

- While checking and maintenance, please stop the engine.
- For maintenance in electronic field, earthing conductor must get apart from battery.
- Because of maintenance is possible in difficult maintenance, please consult our distributor.
- When work to open the radiator lid, must be open after remove the pressure lid.

LUBRICANT

Oil supply place	Type of oil	Flow (L)	Exchange hour
Engine	API CD class over	9	50hours in beginning after every 250hours
T/M	T/M origin oil	63	50hours in beginning after every 300hours
Front Axle	GEAR OIL #80	14	

Grease pouring does every 50hours. TA00043828

2

Warning

Work in ventilated area. Do not work long hours air conditioner, because it make exhausted air. If you don't have air air cleaner, open the door and get outside air into the area.

Caution

When starting the tractor, please use the correct starting method. When you start the tractor, please check the oil, water, and fuel level before starting the tractor.

Starting

- Do not use a screwdriver or any other tool to jump the cables in a manner of starting the unit.
- The operator should enter into this unit from the operator station. Stepping the unit anywhere other than the operator station can cause serious injury.
- When starting the unit it is a color to ensure that the unit will start. When you start, and the unit does not start in the first try.
- When starting the unit, always ensure that safety devices are working. Do not operate the unit until the safety devices are working. Do not operate the unit until the safety devices are working. Do not operate the unit until the safety devices are working.

Driving

- When driving on a slope or uneven surface, please reduce your speed.
- When driving down a slope, shift the low range before you reach the bottom.
- Do not operate the unit in narrow areas unless the operator is not used in these conditions.
- When driving a steep slope, always drive in reverse.
- While driving the tractor, make sure that the two large cables are together, and do not employ steering lock while moving.

Operating

- In condition of wet conditions, turning suddenly can cause the tractor to become stuck.
- When operating the unit, always maintain a safe working distance from others.

Parking

- When parking the tractor, make sure all implements are attached to the tractor before turning off the engine. This includes the front and rear.
- When parking on a slope, always apply the parking brake, and chock the tires.

Service

- Before working the tractor, always turn the engine off first.
- When working electrical components, always disconnect the negative terminal of the battery.
- For information regarding general issues or service help, please contact your local dealer.
- Always wear time for the tractor coolant to cool and release pressure before removing the radiator cap.

Caution

Lock the parking brake. Release the parking brake. When the tractor is not being used, always put it in the locked position. TA00039814

3



4



5



6



7

USING RAFT

AFTER RELEASING A PULLEY, ASSEMBLE THE CONNECTING PLATE TOWARD UPSIDE. WHEN YOU DO NOT USE DRAFT, YOU MUST RETURN CONNECTING PLATE TO THE ORIGINAL POSITION. TA00092754

8

WARNING

This structure's protective capability may be impaired by structural damage, overturn, or alteration. If any of these conditions occur, the structure must be replaced. NTE52200004

9

WARNING

TO AVOID PERSONAL INJURY:

- Attach pulled or towed loads to the drawbar only.
- Use the 3-point hitch only with equipment designed for 3-point hitch usage. TZE512000084

10

WARNING

TO AVOID PERSONAL INJURY:

- Keep PTO shield in place at all times.
- Do not operate the PTO at speeds faster than the speed recommended by the implement manufacturer.
- For towing PTO-driven implements set drawbar at towing position. (see operator's manual).
- Keep hands, feet and clothing away. TA000155968

11

Vertical 700 Kg

Horizontal 4,000 Kg

e6

TA00072615A 00099NS

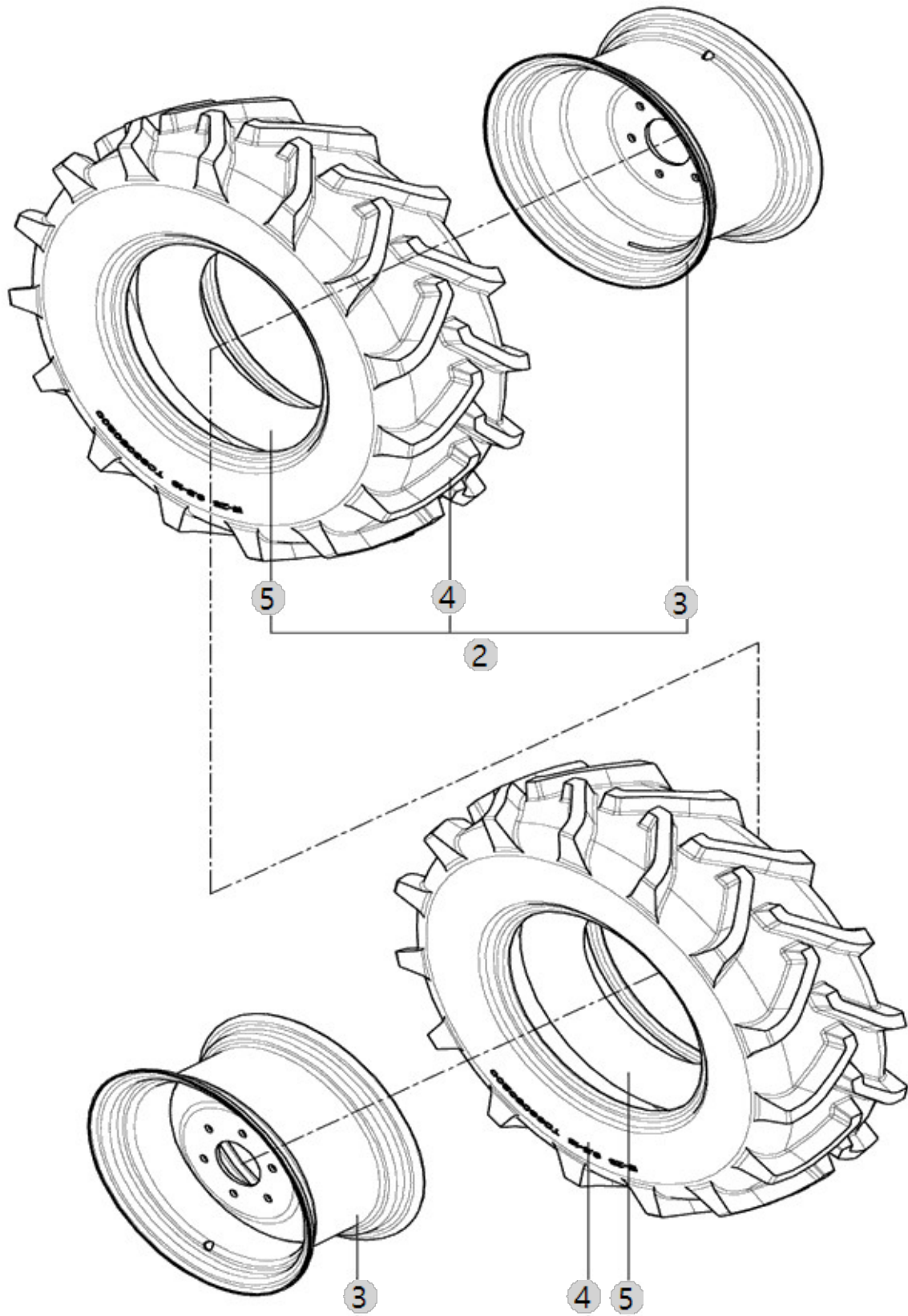
I05010

5025CH(AC02120)

FRONT WHEEL&TIRE

Year/Month

2023-01-18



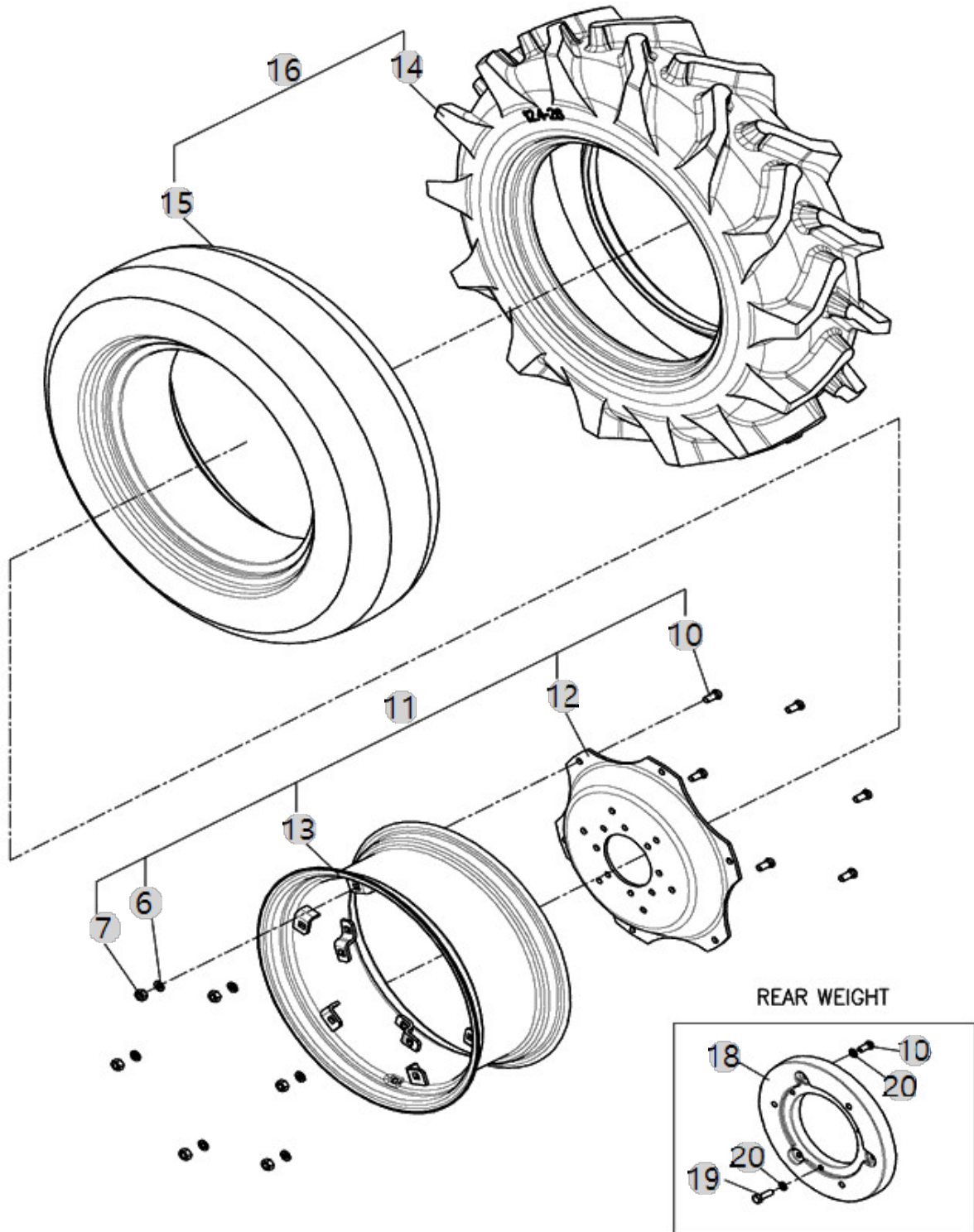
I05020

REAR WHEEL&TIRE ASSY

Year/Month

5025CH(AC02120)

2023-01-18



I07010

5025CH(AC02120)

SPARE TOOLS

Year/Month

2023-01-18

