

T194DE

## Parts Catalog

# 목 차

---

---

## 1. 엔진 PART NO. EG

FIG 100 ENGINE	6
FIG 101 CYLINDER BLOCK	8
FIG 102 GEAR HOUSING	10
FIG 103 MOUNTING FLANGE & OIL SUMP	12
FIG 104 CYLINDER HEAD & BONNET	14
FIG 105 EXHAUST MANIFOLD	17
FIG 106 CAMSHAFT & DRIVING GEAR	19
FIG 107 CRANKSHAFT & PISTON	21
FIG 108 LUB OIL SYSTEM	23
FIG 109 COOLING WATER SYSTEM	25
FIG 110 FUEL INJECTION PUMP	27
FIG 111 GOVERNOR	29
FIG 112 FUEL INJECTION VALVE	31
FIG 113 FUEL PIPE	33
FIG 114 STARTING MOTOR	35
FIG 115 GENERATOR	37
FIG 116 ACCESSORY	39
FIG 117 GASKET SET	41

## 2. 엔진보기품 PART NO. T2

FIG 201 AIR CLEANER	44
FIG 202 RADIATOR	46
FIG 203 MUFFLER	48
FIG 204 FUEL TANK & FUEL LINE	50
FIG 205 ACCELERATOR	52
FIG 206 FUEL FILTER	54
FIG 207 ENGINE MOUNTING	56

## 3. 클러치/브레이크/스티어링 PART NO. T3

FIG 302 BRAKE PEDAL & LINKAGE	59
-------------------------------	----

FIG 303 SPEED CONTROL	61
FIG 304 DASH COVER	63
FIG 305 STEERING VALVE	65
FIG 306 STEERING CYLINDER	67
FIG 307 TIRE	69

#### 4. 트랜스미션 PART NO. T4

FIG 401 INPUT SHAFT	72
FIG 402 HST	74
FIG 403 PTO CLUTCH SUB& RANGE GEAR SUB	76
FIG 404 SPIRAL BEVEL PINION & 4WD SHAFT SUB	78
FIG 405 INPUT METAL	80
FIG 406 P T O COUNT SHAFT SUB & REAR P.T.O SUB	82
FIG 407 MID P T O IDLE GEAR & MID P T O SUB	84
FIG 408 DIFF LOCK	86
FIG 409 REAR TRANSMISSION CASE	88
FIG 410 REAR AXLE HOUSING	90
FIG 411 RANGE SHIFT LEVER	92
FIG 412 P T O CHANGE LEVER	94
FIG 413 GEAR PUMP & PUMP IDLE GEAR SUB	96

#### 5. 프론트 액슬 PART NO. T5

FIG 501 FRONT DRIVE SHAFT	99
FIG 502 FRONT DIFFERENTIAL GEAR	101
FIG 503 FRONT AXLE HOUSING	103
FIG 504 FRONT GEAR CASE (1)	105
FIG 505 FRONT GEAR CASE (2)	107

#### 6. 유압/3점링크 PART NO. T6

FIG 601 CYLINDER CASE	110
FIG 602 LIFT ARM	112
FIG 603 FLOW CONTROL VALVE	114
FIG 604 MAIN CONTROL VALVE	116
FIG 605 HYDRAULIC SUB	118

#### 7. 시트메탈/캐빈 PART NO. T7

FIG 701 BONNET	121
----------------	-----

FIG 702 FLOOR	123
FIG 703 SEAT	125
FIG 704 ROPS	127
FIG 705 LEVER COVER & FENDER	130

## 8. 전장 PART NO. T8

FIG 801 BATTERY MOUNTING	133
FIG 802 INSTRUMENT PANEL	135
FIG 803 HARNESS(1)	137
FIG 804 HARNESS(2)	139

## 9. 라벨/옵션 PART NO. T9

FIG 901 TOOL & ACCESSORY	142
--------------------------	-----

## 1. 엔진 PART NO. EG

FIG 100 ENGINE	6
FIG 101 CYLINDER BLOCK	8
FIG 102 GEAR HOUSING	10
FIG 103 MOUNTING FLANGE & OIL SUMP	12
FIG 104 CYLINDER HEAD & BONNET	14
FIG 105 EXHAUST MANIFOLD	17
FIG 106 CAMSHAFT & DRIVING GEAR	19
FIG 107 CRANKSHAFT & PISTON	21
FIG 108 LUB OIL SYSTEM	23
FIG 109 COOLING WATER SYSTEM	25
FIG 110 FUEL INJECTION PUMP	27
FIG 111 GOVERNOR	29
FIG 112 FUEL INJECTION VALVE	31
FIG 113 FUEL PIPE	33
FIG 114 STARTING MOTOR	35
FIG 115 GENERATOR	37
FIG 116 ACCESSORY	39
FIG 117 GASKET SET	41

<p>FIG 100</p> <p>T194DE</p>	<p>ENGINE</p>	<p>년/월 Year/Month</p> <p>2022-12</p>
------------------------------	---------------	--

INDUSTRIAL ENGINE

**3TNV74F-NDKTF2**

1

<p>NOTE</p>	
-------------	--



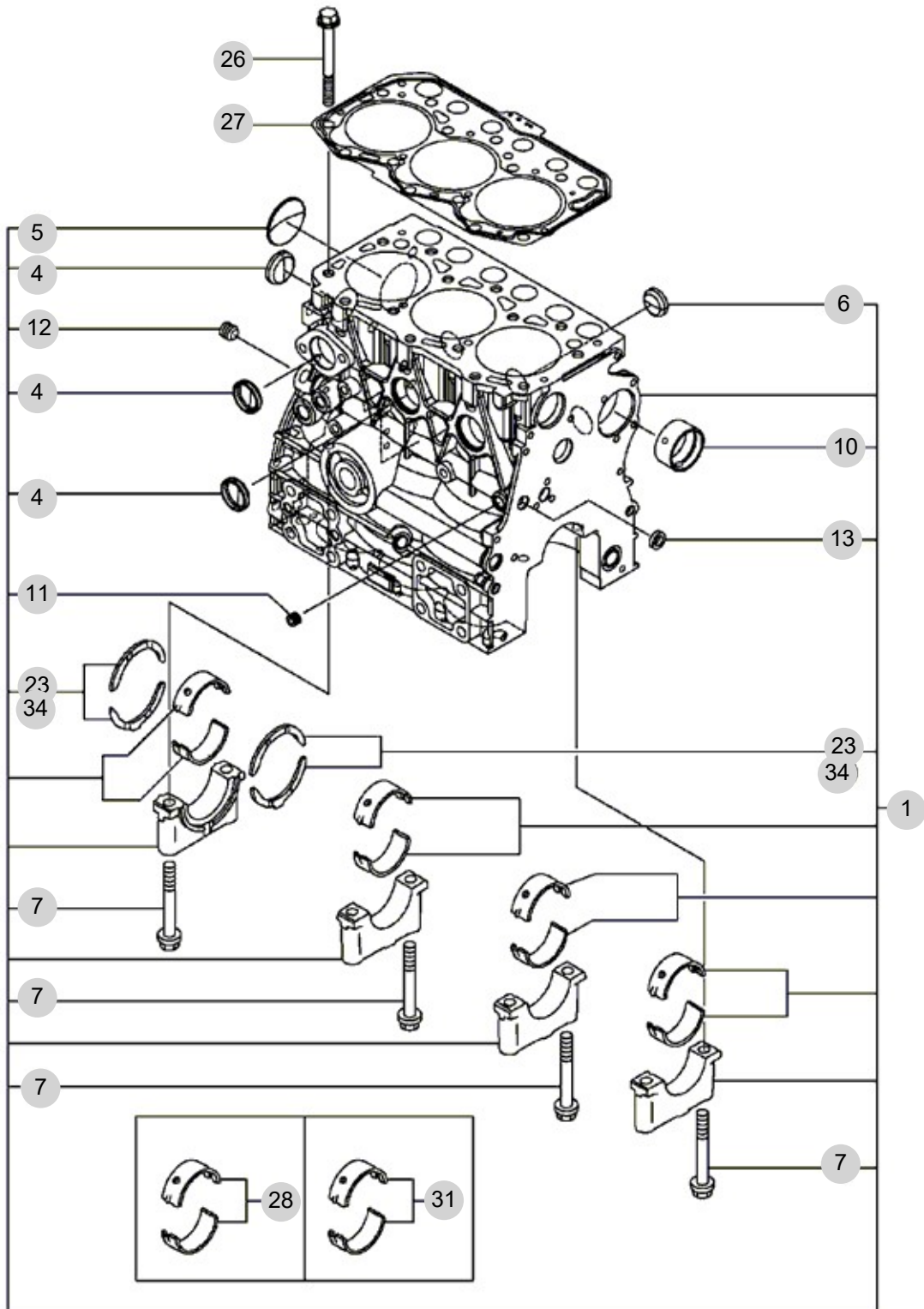
FIG 101

CYLINDER BLOCK

년/월  
Year/Month

2022-12

T194DE



NOTE





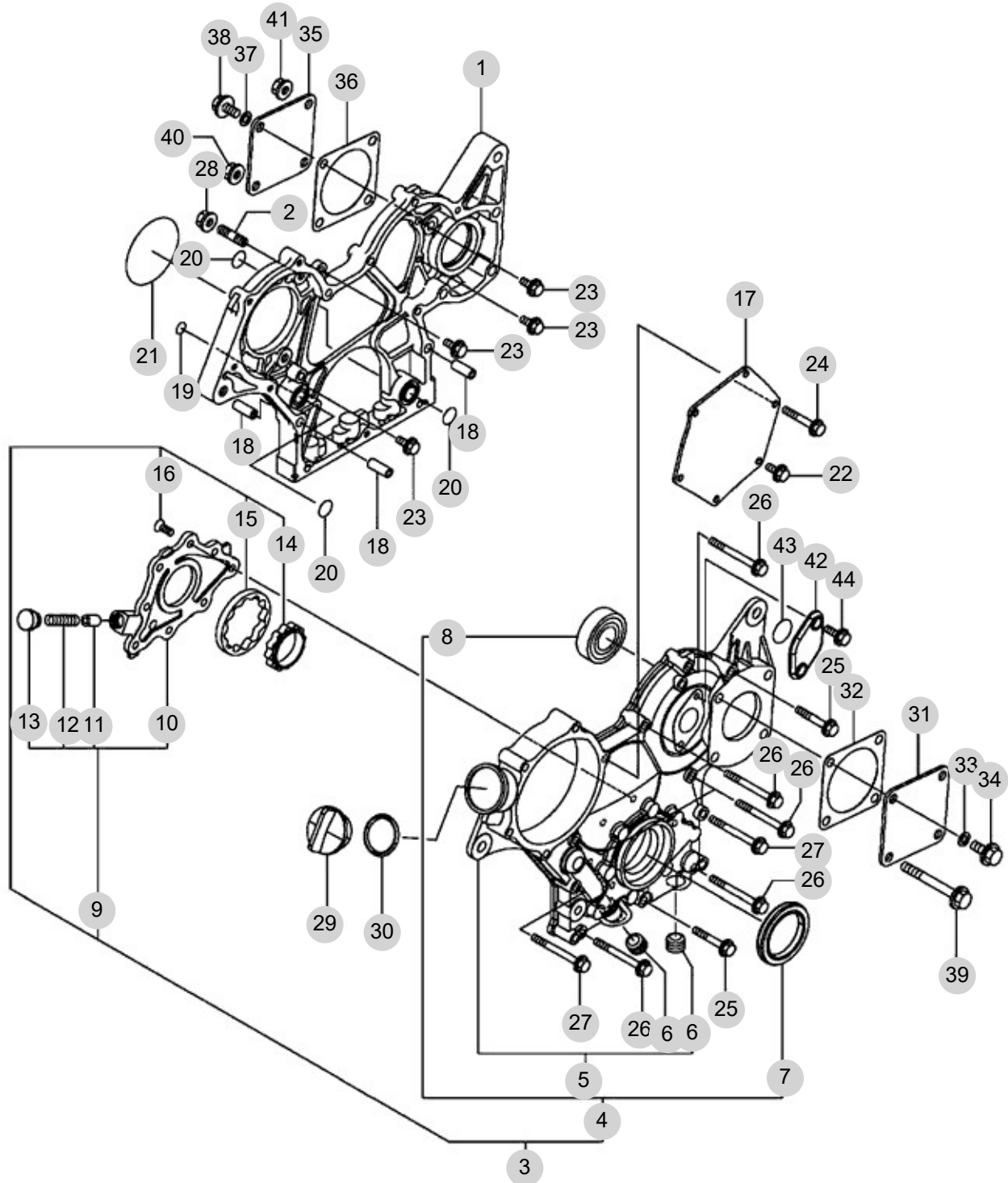
FIG 102

GEAR HOUSING

년/월  
Year/Month

2022-12

T194DE



NOTE

FIG 102		GEAR HOUSING					년/월 Year/Month		
							2022-12		
T194DE		KEY NO	PART NO	DESCRIPTION	SPEC	QTY	REPAIR	EFFECTIVE DATE	REMARKS
102	1	119740-01501	CASE, GEAR			1			
102	2	119717-01570	STUD			3			
102	3	119751-01590	COVER ASSY, CASE			1			
102	4	719751-01500	COVER ASSY, CASE			1			
102	5	119751-01521	COVER, GEAR CASE			1			
102	6	23876-030000	PLUG, R03			2			
102	7	119717-01800	SEAL, OIL			1			
102	8	24101-062024	깊은홈 볼베어링			1			
102	9	119717-32100	COVER ASSY, PUMP			1			
102	10	119717-32080	COVER, OIL PUMP			1			
102	11	129900-32130	VALVE, RELIEF			1			
102	12	129001-32320	SPRING			1			
102	13	129001-32330	PLUG			1			
102	14	119717-32110	ROTOR, INNER			1			
102	15	119717-32120	ROTOR, OUTER			1			
102	16	119802-32130	SCREW, M6X16			8			
102	17	119717-01750	COVER, PUMP			1			
102	18	119660-01911	PIPE, KNOCK 6X17			4			
102	19	119624-32040	O-RING, P12.0			1			
102	20	119717-32050	O-RING, P17.0			3			
102	21	121850-51960	O-RING, FUEL PUMP			1			
102	22	26106-060122	BOLT, M6X 12 PLATED			1			
102	23	26106-060162	BOLT, M6X 16 PLATED			4			
102	24	26106-060402	BOLT, M6X 40 PLATED			4			
102	25	26106-060402	BOLT, M6X 40 PLATED			2			
102	26	26106-060602	BOLT, M6X 60 PLATED			7			
102	27	26106-060652	BOLT, M6X 65 PLATED			2			
102	28	26306-080002	NUT, M8			3			
102	29	124160-01751	CAP, FILLER			1			
102	30	24311-000320	운동용O링			1			
102	31	124240-01871	COVER, HYDRAULIC PUMP			1			
102	32	129C26-01890	GASKET, PUMP			1			
102	33	22190-080002	WASHER, SEAL 8			1			
102	34	26106-080122	BOLT, M8X 12 PLATED			1			
102	35	124240-01871	COVER, HYDRAULIC PUMP			1			
102	36	129C26-01890	GASKET, PUMP			1			
102	37	22190-080002	WASHER, SEAL 8			1			
102	38	26106-080142	BOLT, M8X 14 PLATED			1			
102	39	26106-080702	BOLT, M8X 70 PLATED			3			
102	40	26306-080002	NUT, M8			1			
102	41	26306-080002	NUT, M8			2			
102	42	121023-01551	COVER, TACHOMETER			1			
102	43	24341-000240	O-RING, 1AS24.0			1			
102	44	26106-060162	BOLT, M6X 16 PLATED			2			
NOTE									

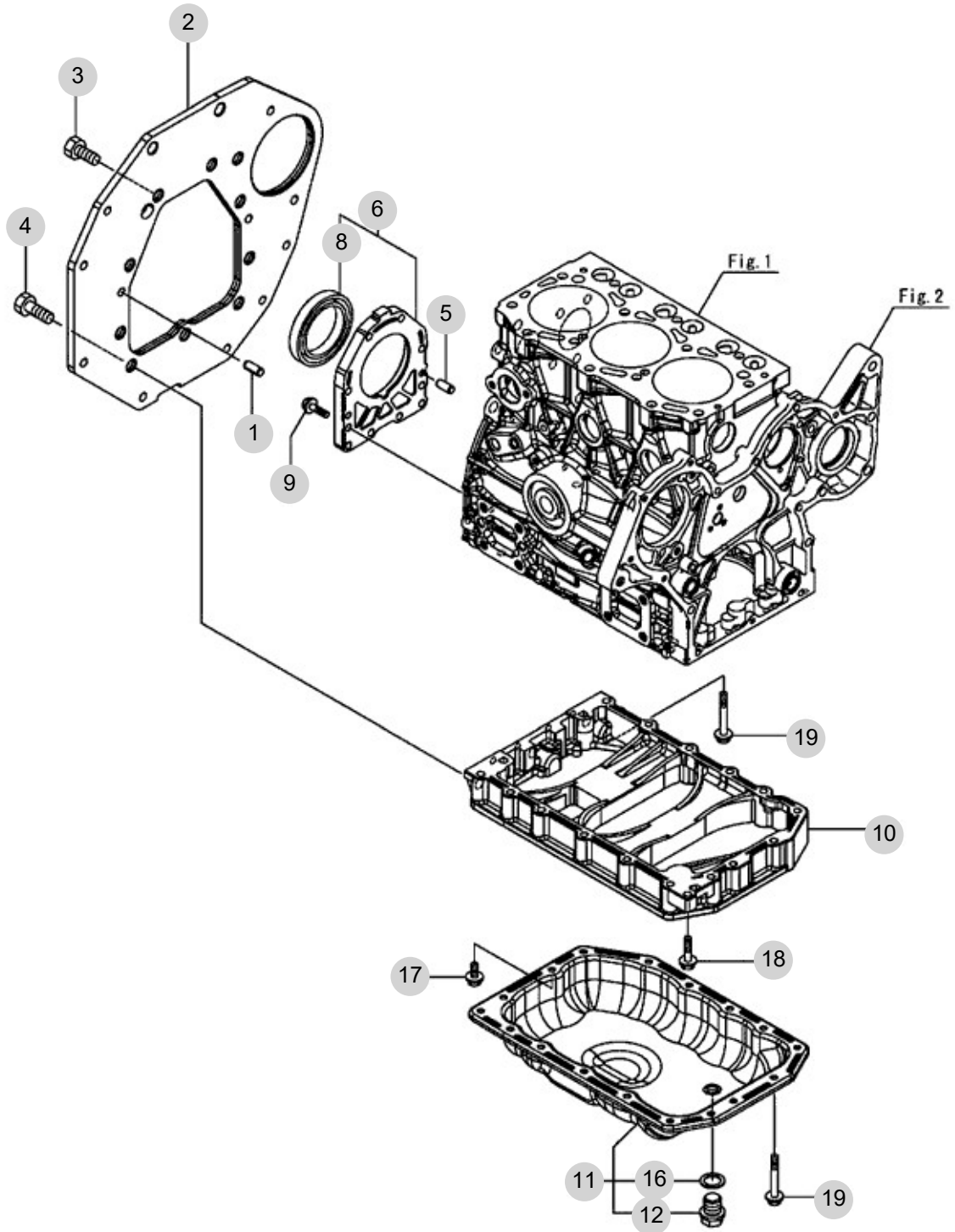
FIG 103

MOUNTING FLANGE & OIL SUMP

년/월  
Year/Month

2022-12

T194DE



NOTE



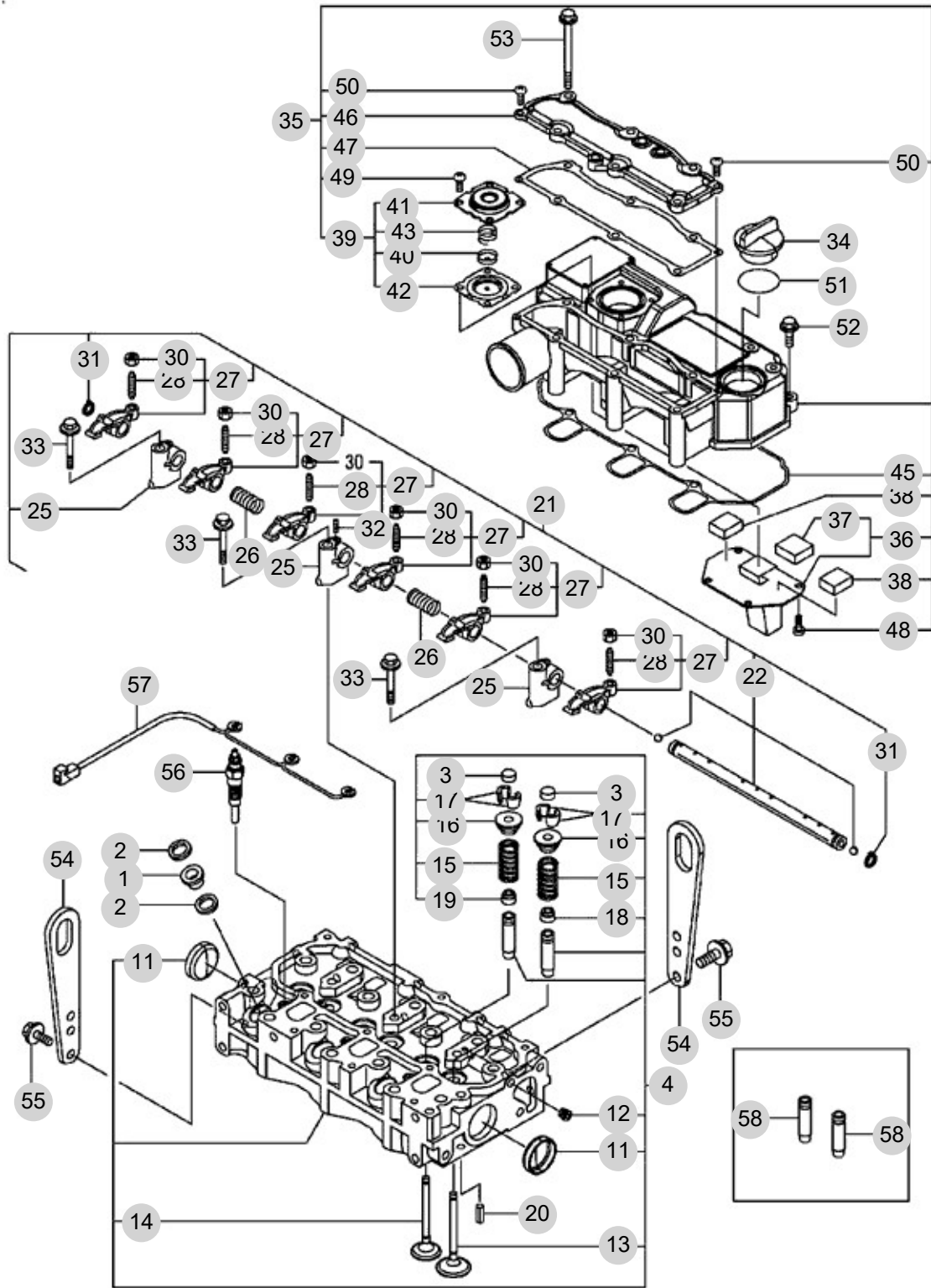
FIG 104

CYLINDER HEAD & BONNET

년/월  
Year/Month

2022-12

T194DE



NOTE

FIG 104		CYLINDER HEAD & BONNET					년/월 Year/Month		
							2022-12		
T194DE		KEY NO	PART NO	DESCRIPTION	SPEC	QTY	REPAIR	EFFECTIVE DATE	REMARKS
104	1	129901-11450	PROTECTOR, NOZZLE			3			
104	2	119600-11460	GASKET, NOZZLE			6			
104	3	105010-11490	CAP, VALVE			6			
104	4	119C10-11740	HEAD ASSY, CYLINDER			1			
104	11	119285-11990	PLUG, 35			2			
104	12	23876-005000	PLUG, R005			1			
104	13	119C10-11100	VALVE, INTAKE			3			
104	14	119C10-11110	VALVE, EXHAUST			3			
104	15	119717-11131	SPRING, VALVE			6			
104	16	129508-11180	RETAINER, SPRING			6			
104	17	119717-11190	COTTER, VALVE			12			
104	18	119717-11340	SEAL, VALVE STEM			3			
104	19	119717-11350	SEAL, VALVE STEM			3			
104	20	22351-060012	스프링핀			2			
104	21	119515-11200	SUPPORT ASSY, ROCKER			1			
104	22	119515-11240	SHAFT ASSY, ARM			1			
104	25	119717-11260	SUPPORT, ROCKER ARM			3			
104	26	119515-11280	SPRING, SHAFT			2			
104	27	119717-11650	ARM ASSY, ROCKER INT			6			
104	28	129150-11230	SCREW, VALVE ADJUST			6			
104	30	129150-11750	NUT, M8XP1.0 6			6			
104	31	22242-000120	RING, 12			2			
104	32	26979-050162	SCREW, M5X16			1			
104	33	26106-080402	BOLT, M8X 40 PLATED			3			
104	34	124160-01751	CAP, FILLER			1			
104	35	119515-11380	BONNET ASSY, HEAD			1			
104	36	119717-03031	PLATE, BAFFLE			1			
104	37	119717-03070	BAFFLE, BREATHER			1			
104	38	119717-03070	BAFFLE, BREATHER			2			
104	39	119802-03100	DIAPHRAGM ASSY			1			
104	40	119802-03110	PLATE, DIAPHRAGM			1			
104	41	119802-03121	COVER, DIAPHRAGM			1			
104	42	119802-03131	DIAPHRAGM, BREATHER			1			
104	43	119802-03141	SPRING, DIAPHRAGM			1			
104	45	119515-11310	GASKET, BONNET			1			
104	46	119515-11320	COVER, BONNET			1			
104	47	119515-11330	GASKET, BONNET COVER			1			
104	48	22857-500100	SCREW, 5X10			4			
104	49	22857-500100	SCREW, 5X10			4			
104	50	22857-500160	SCREW, 5X16			2			
104	51	24311-000320	운동용O링			1			
104	52	26106-060202	BOLT, M6X 20 PLATED			3			
104	53	26106-060752	BOLT, M6X 75 PLATED			6			
104	54	129900-07900	LIFTER, ENGINE			2			
104	55	26106-080162	육각플랜지볼트			4			
NOTE									





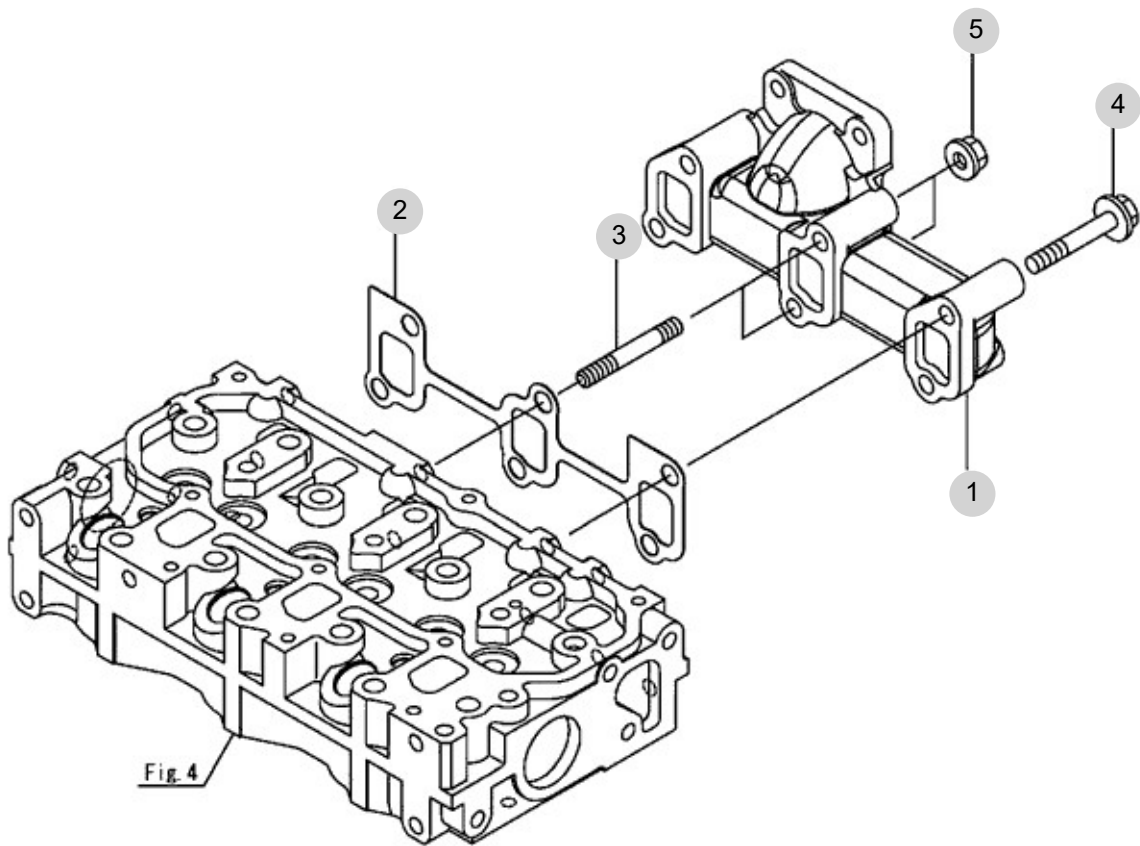
FIG 105

EXHAUST MANIFOLD

년/월  
Year/Month

T194DE

2022-12



NOTE

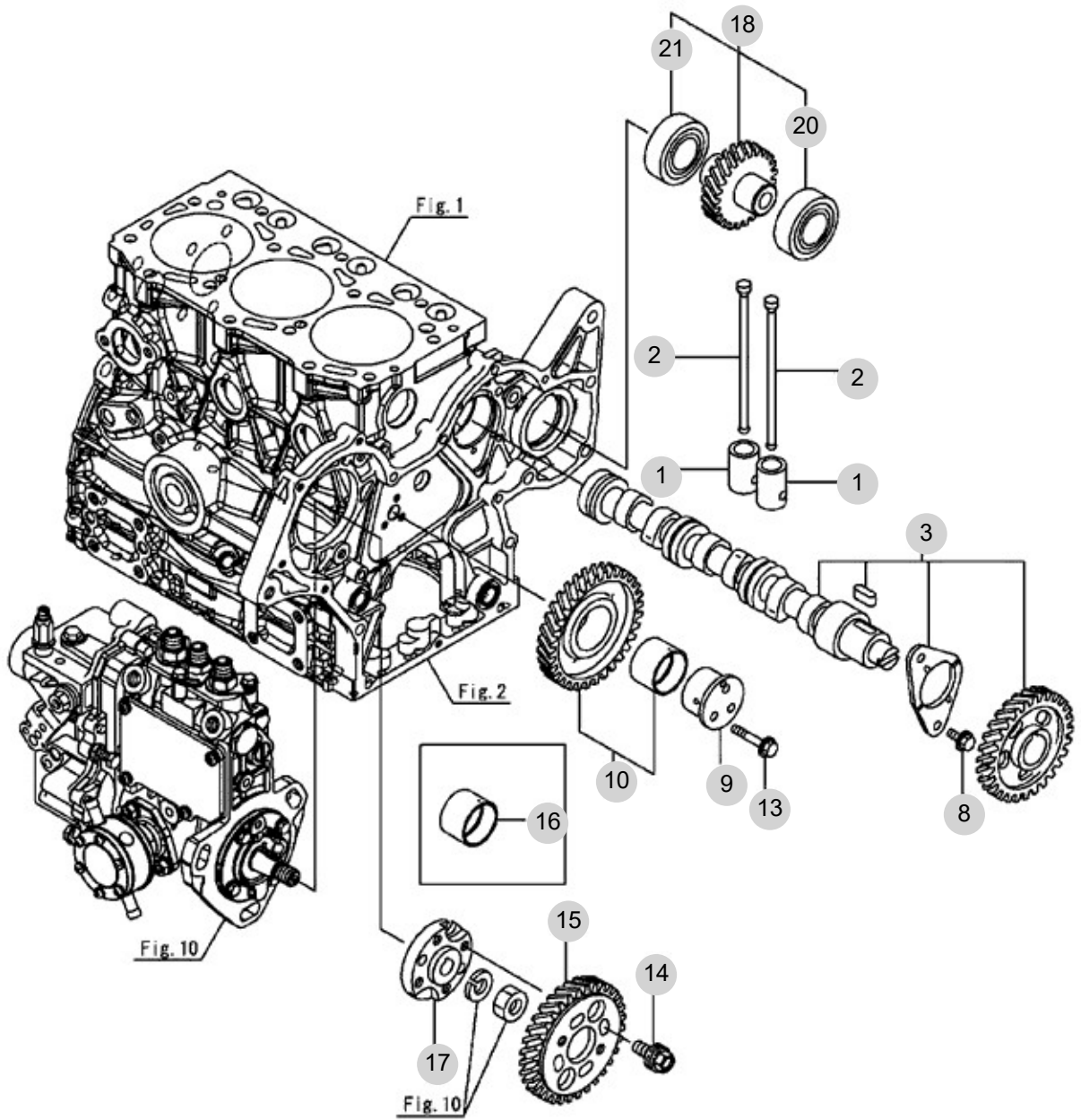


FIG 106

CAMSHAFT & DRIVING GEAR

년/월  
Year/Month

2022-12



NOTE



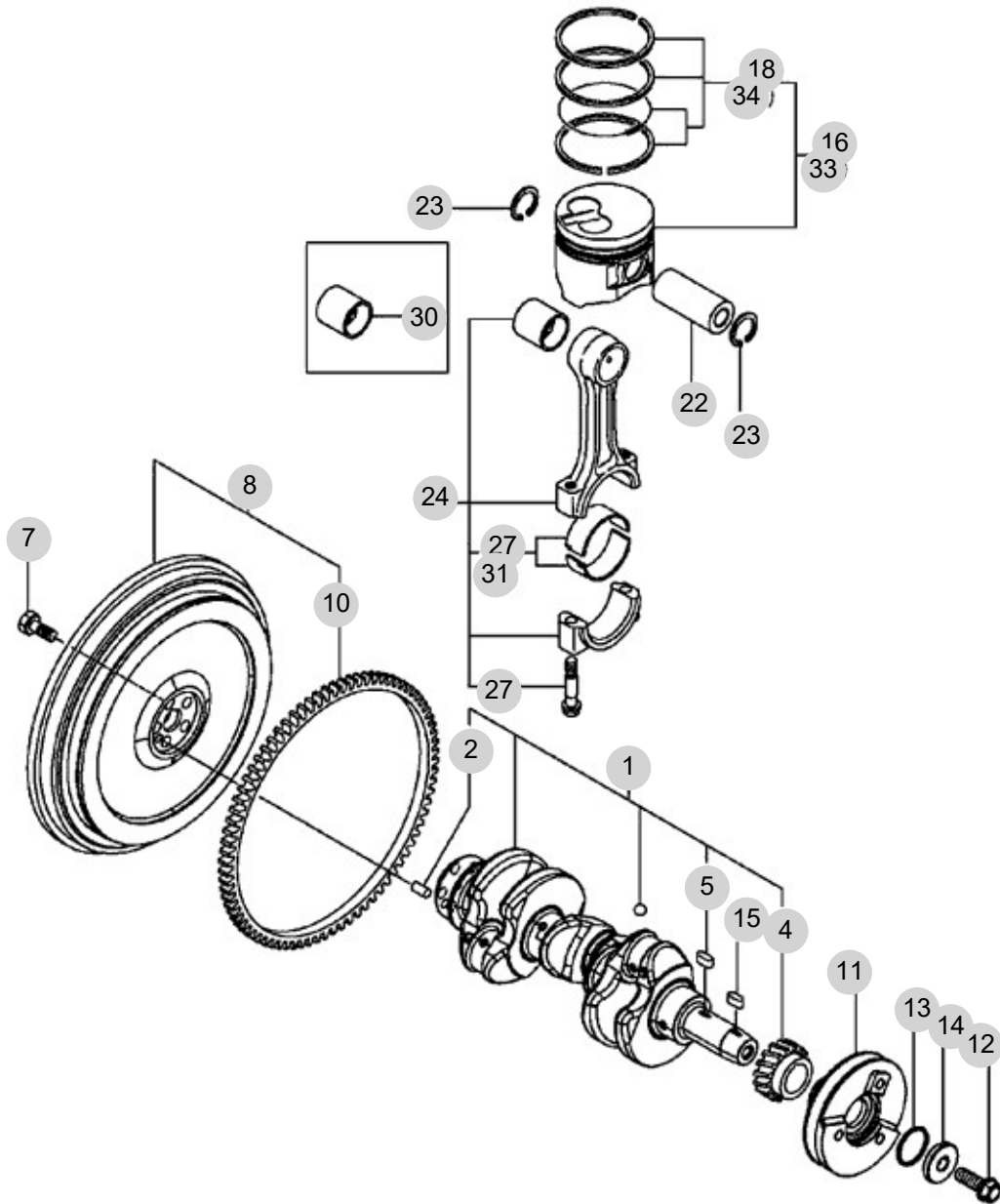
FIG 107

CRANKSHAFT & PISTON

년/월  
Year/Month

2022-12

T194DE



NOTE



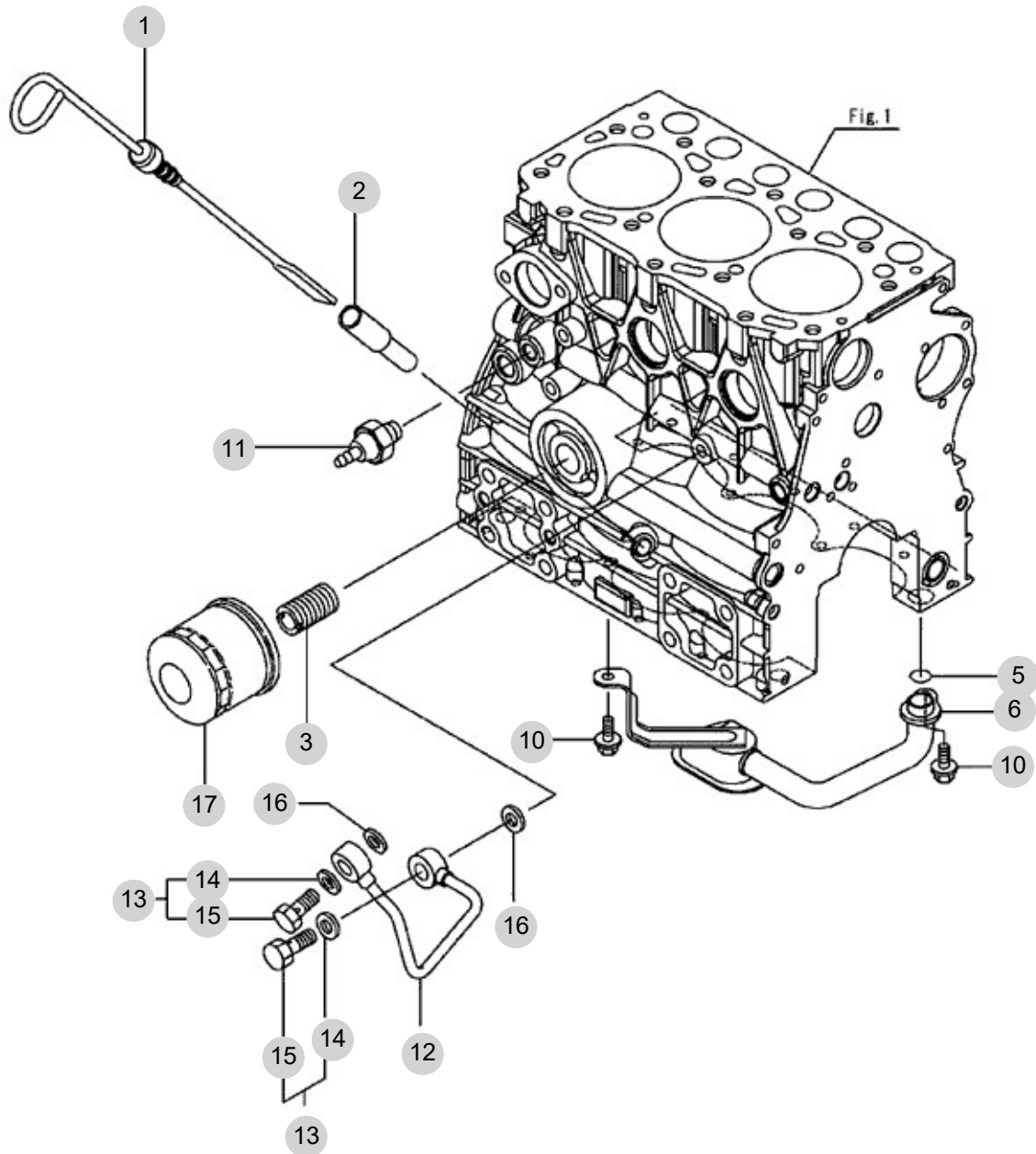
FIG 108

LUB OIL SYSTEM

년/월  
Year/Month

2022-12

T194DE



NOTE



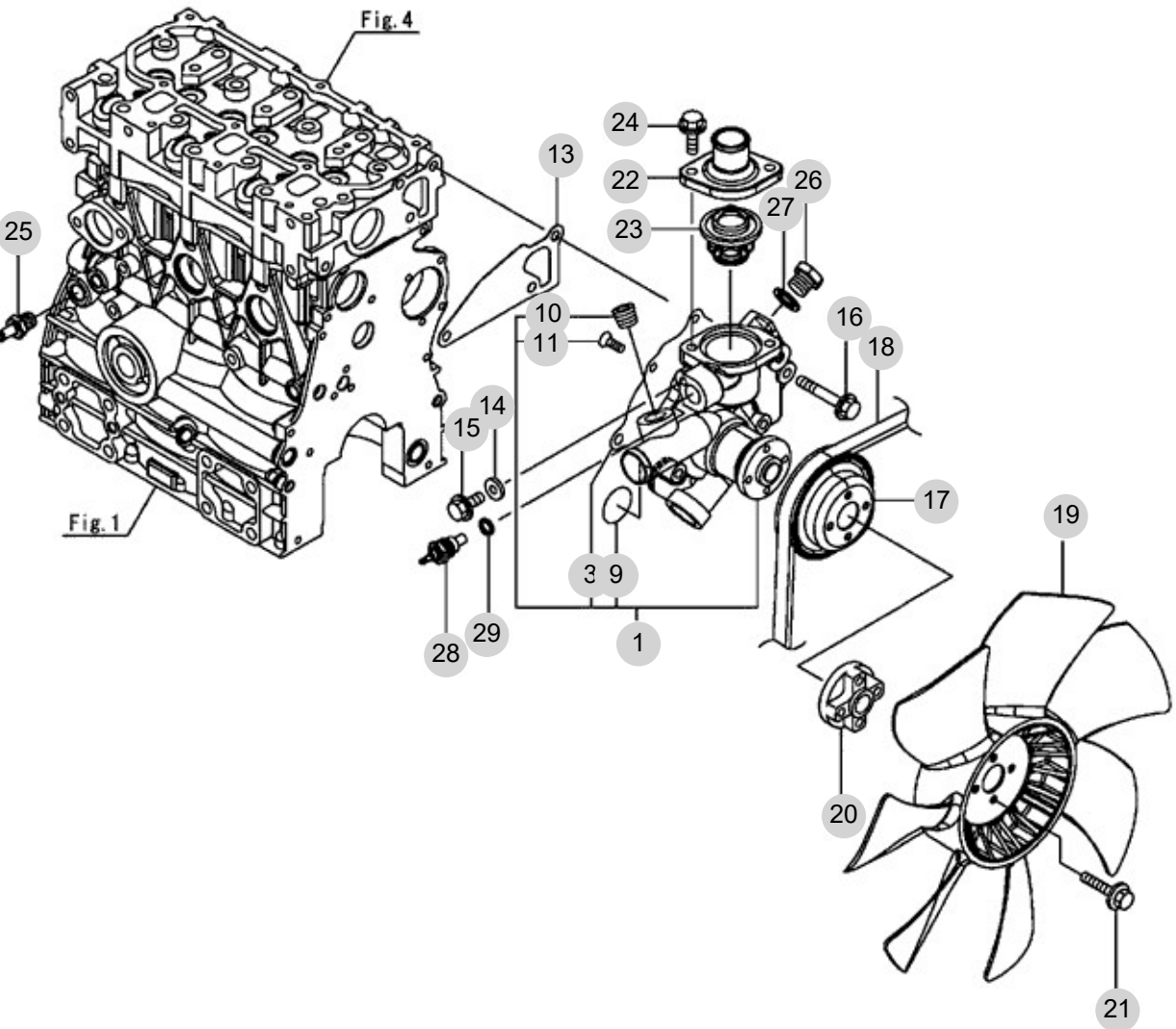


FIG 109

COOLING WATER SYSTEM

년/월  
Year/Month

2022-12



NOTE



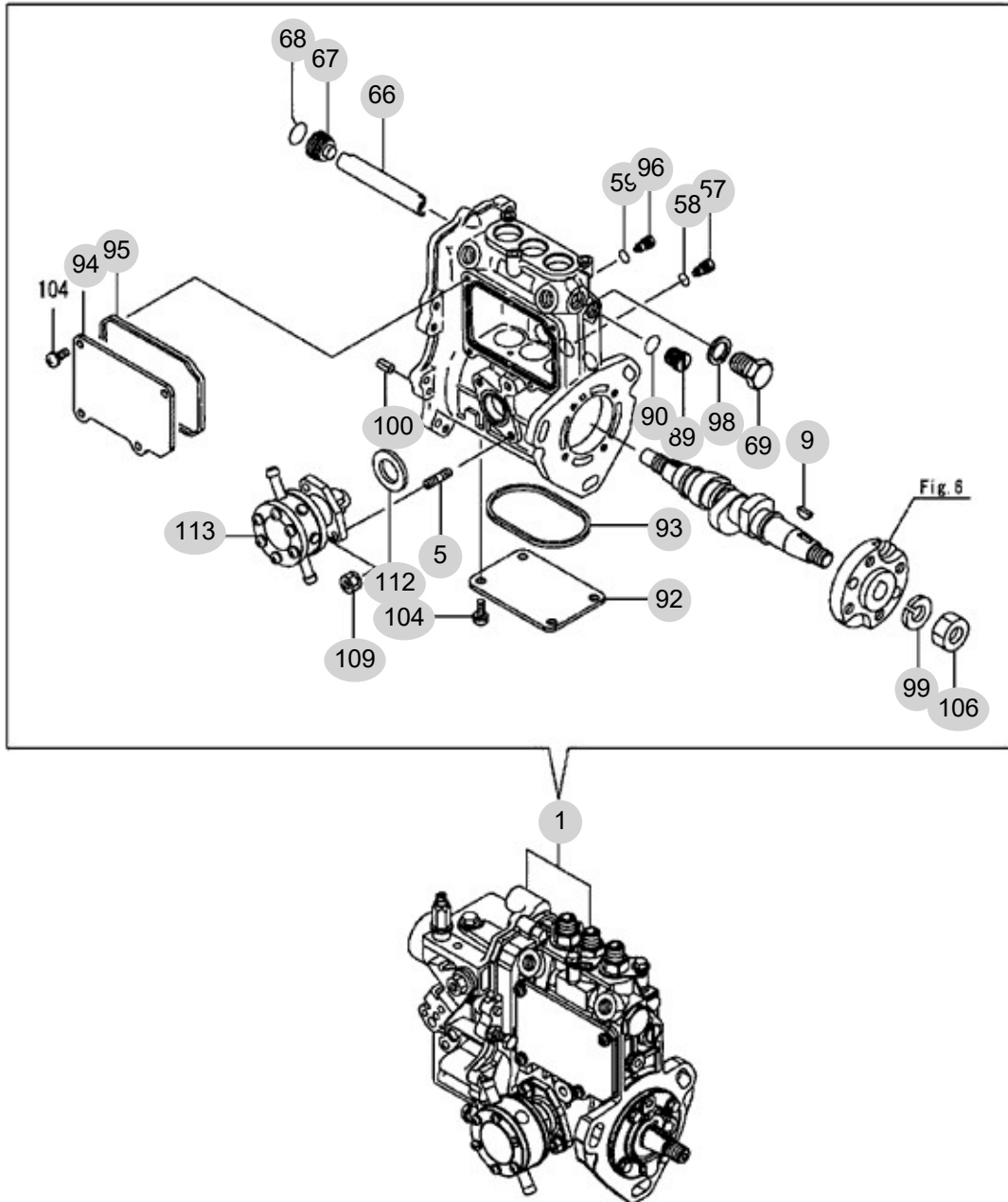
FIG 110

FUEL INJECTION PUMP

년/월  
Year/Month

2022-12

T194DE



NOTE



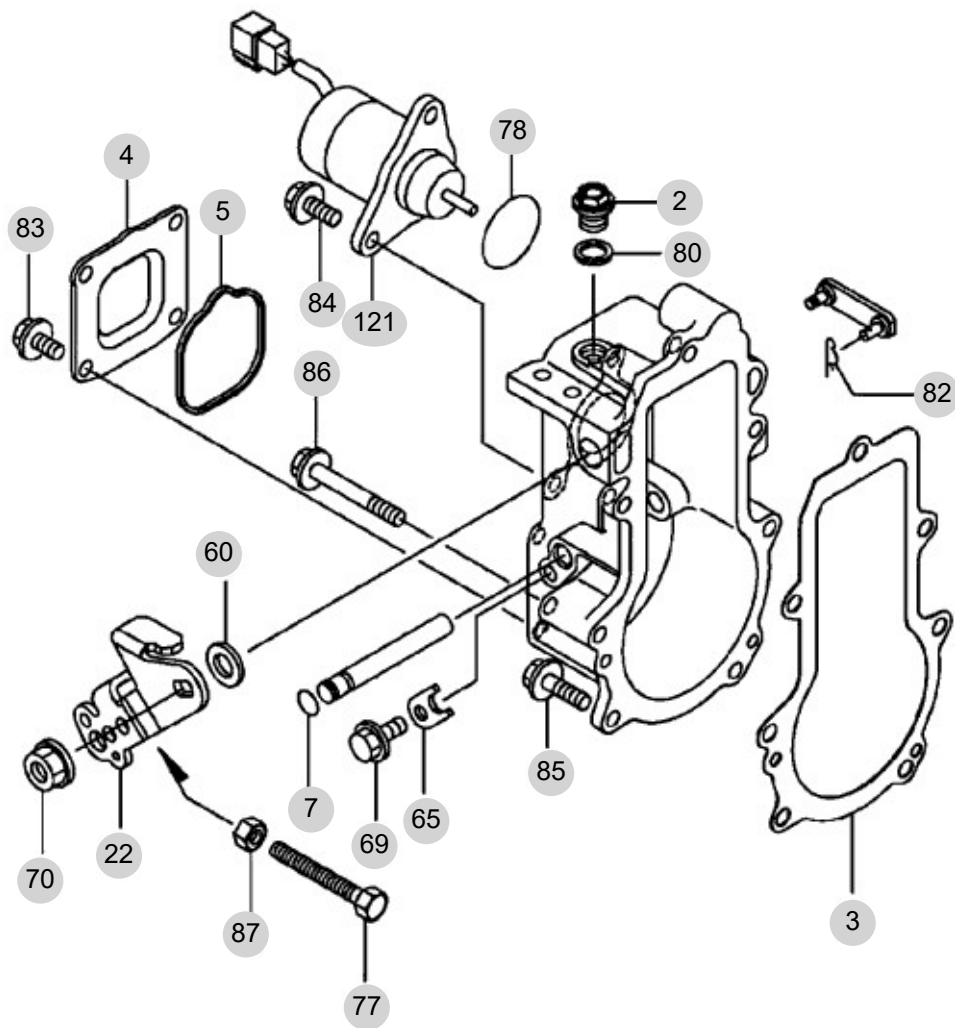
FIG 111

GOVERNOR

년/월  
Year/Month

2022-12

T194DE



NOTE



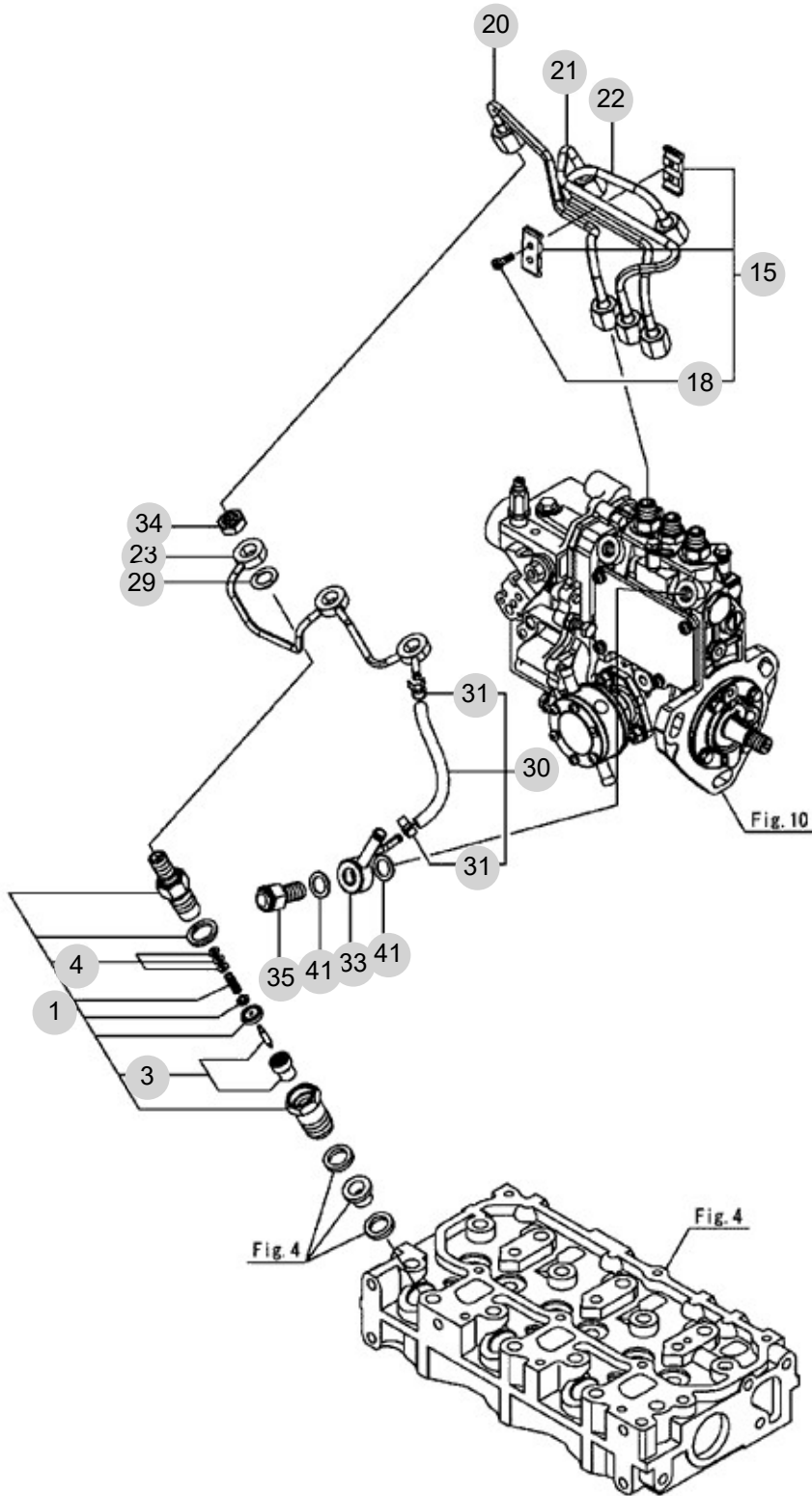
FIG 112

FUEL INJECTION VALVE

년/월  
Year/Month

2022-12

T194DE



NOTE





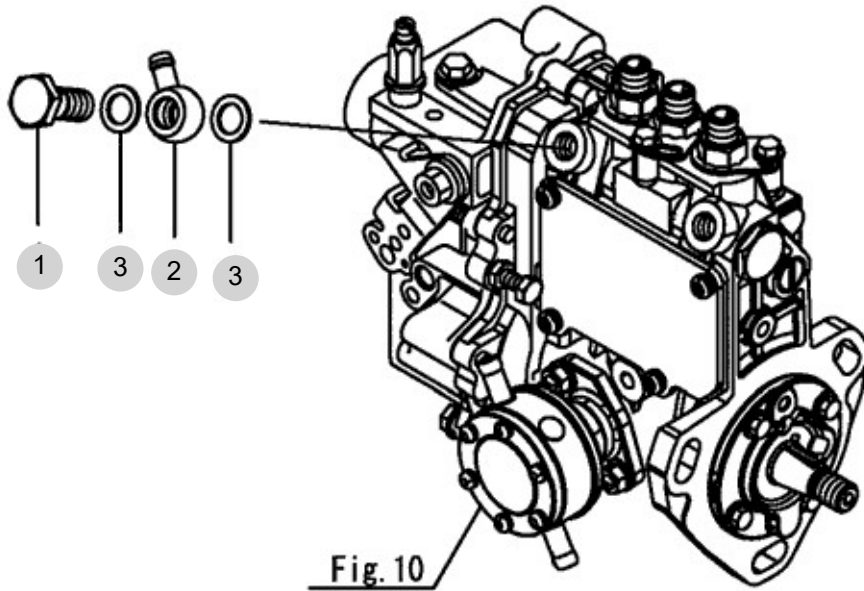
FIG 113

T194DE

FUEL PIPE

년/월  
Year/Month

2022-12



NOTE



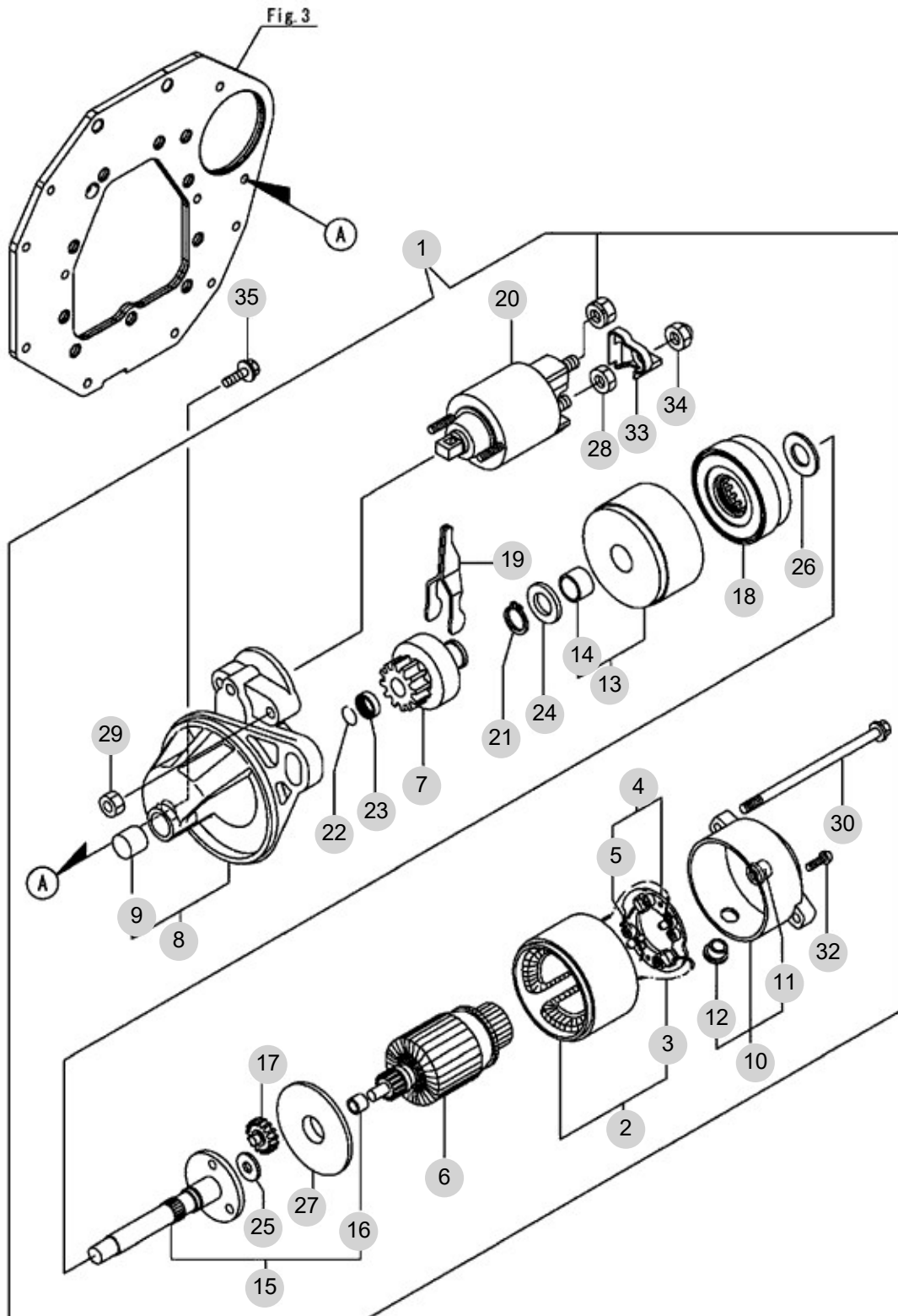
FIG 114

STARTING MOTOR

년/월  
Year/Month

2022-12

T194DE



NOTE



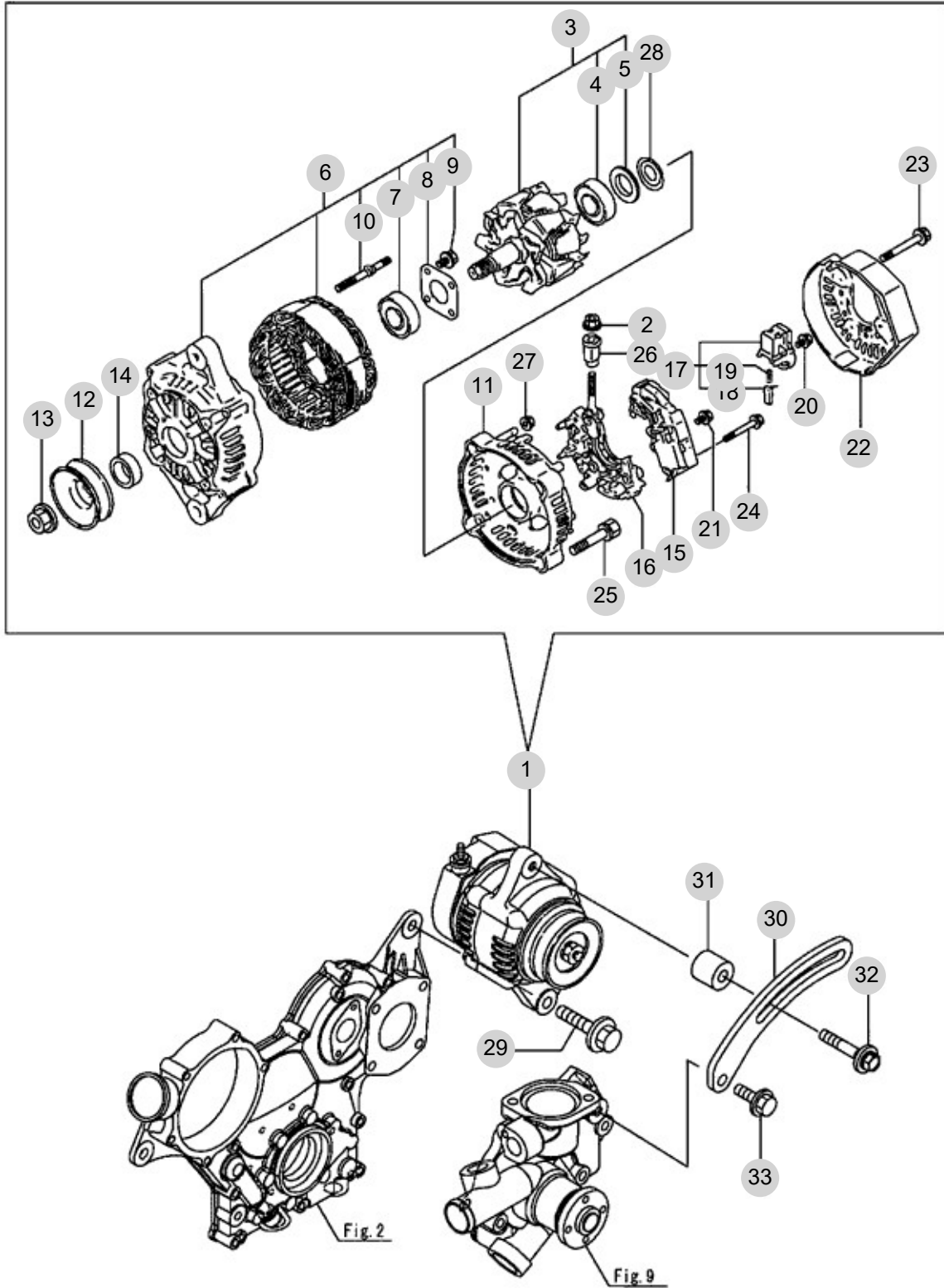
FIG 115

GENERATOR

년/월  
Year/Month

2022-12

T194DE



NOTE



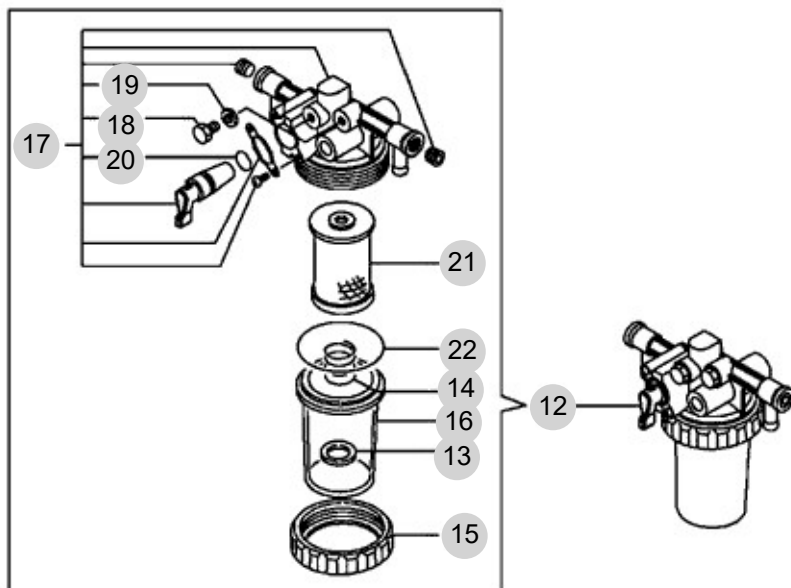
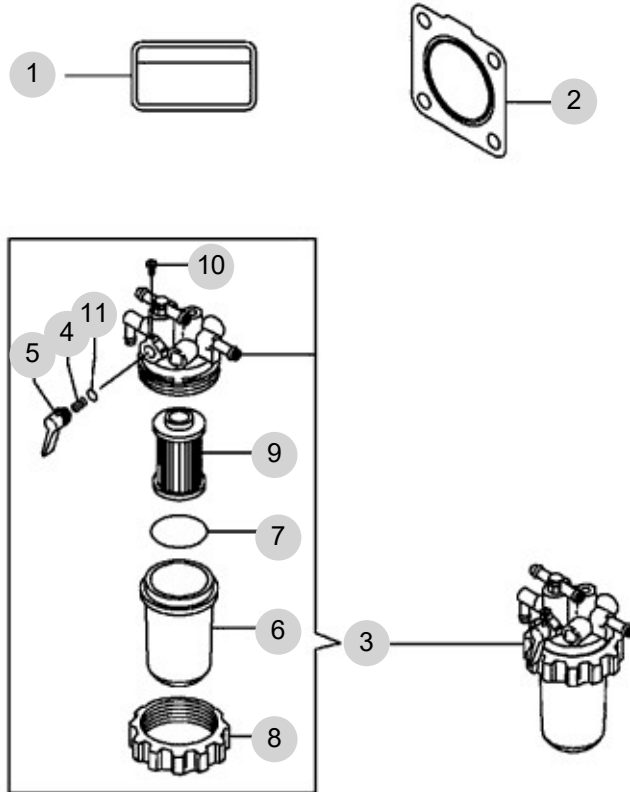
FIG 116

ACCESSORY

년/월  
Year/Month

2022-12

T194DE



NOTE





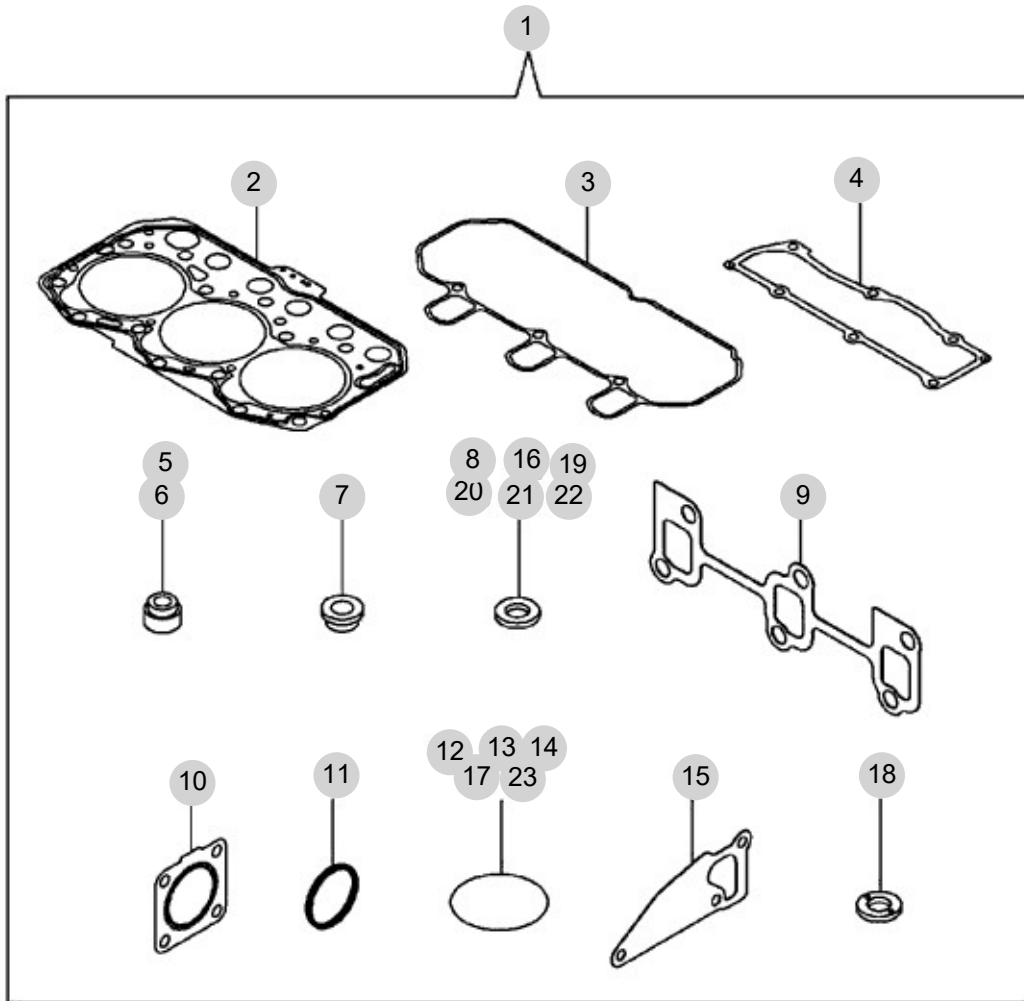
FIG 117

GASKET SET

년/월  
Year/Month

2022-12

T194DE



22  
14  
16  
13

12

23

NOTE

15



## 2. 엔진보기품 PART NO. T2

FIG 201 AIR CLEANER	44
FIG 202 RADIATOR	46
FIG 203 MUFFLER	48
FIG 204 FUEL TANK & FUEL LINE	50
FIG 205 ACCELERATOR	52
FIG 206 FUEL FILTER	54
FIG 207 ENGINE MOUNTING	56

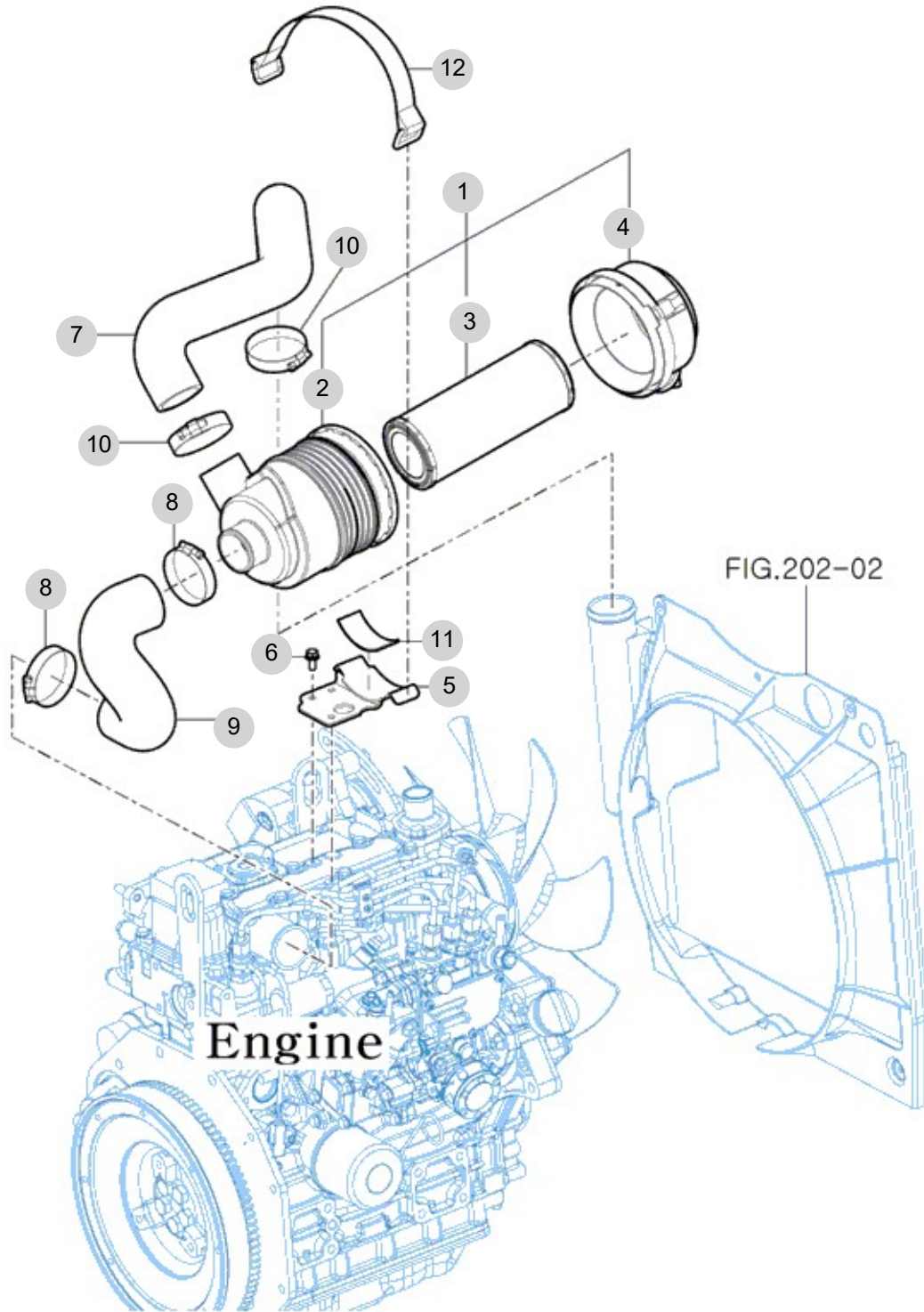
FIG 201

T194DE

AIR CLEANER

년/월  
Year/Month

2022-12



NOTE



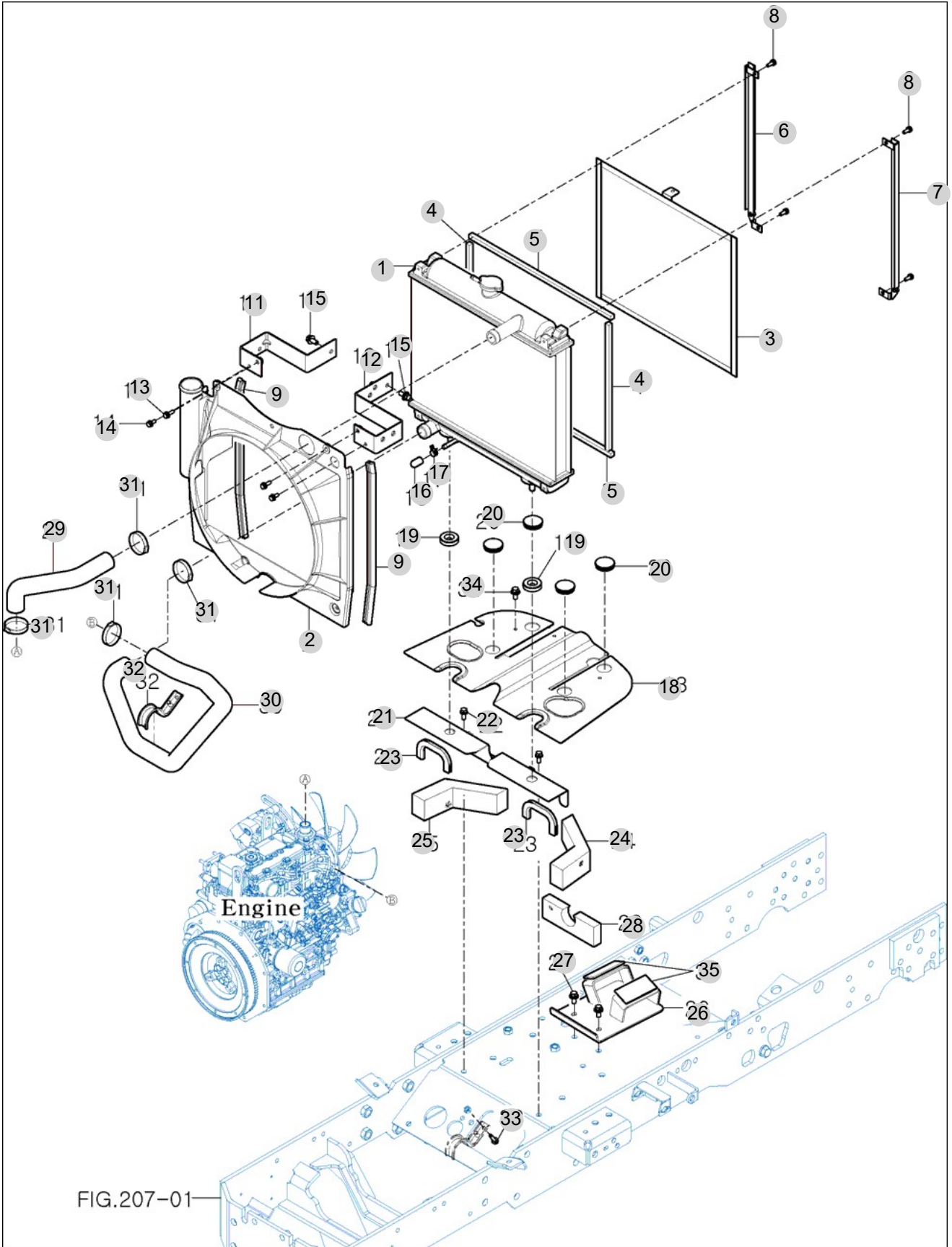
FIG 202

RADIATOR

년/월  
Year/Month

2022-12

T194DE



NOTE



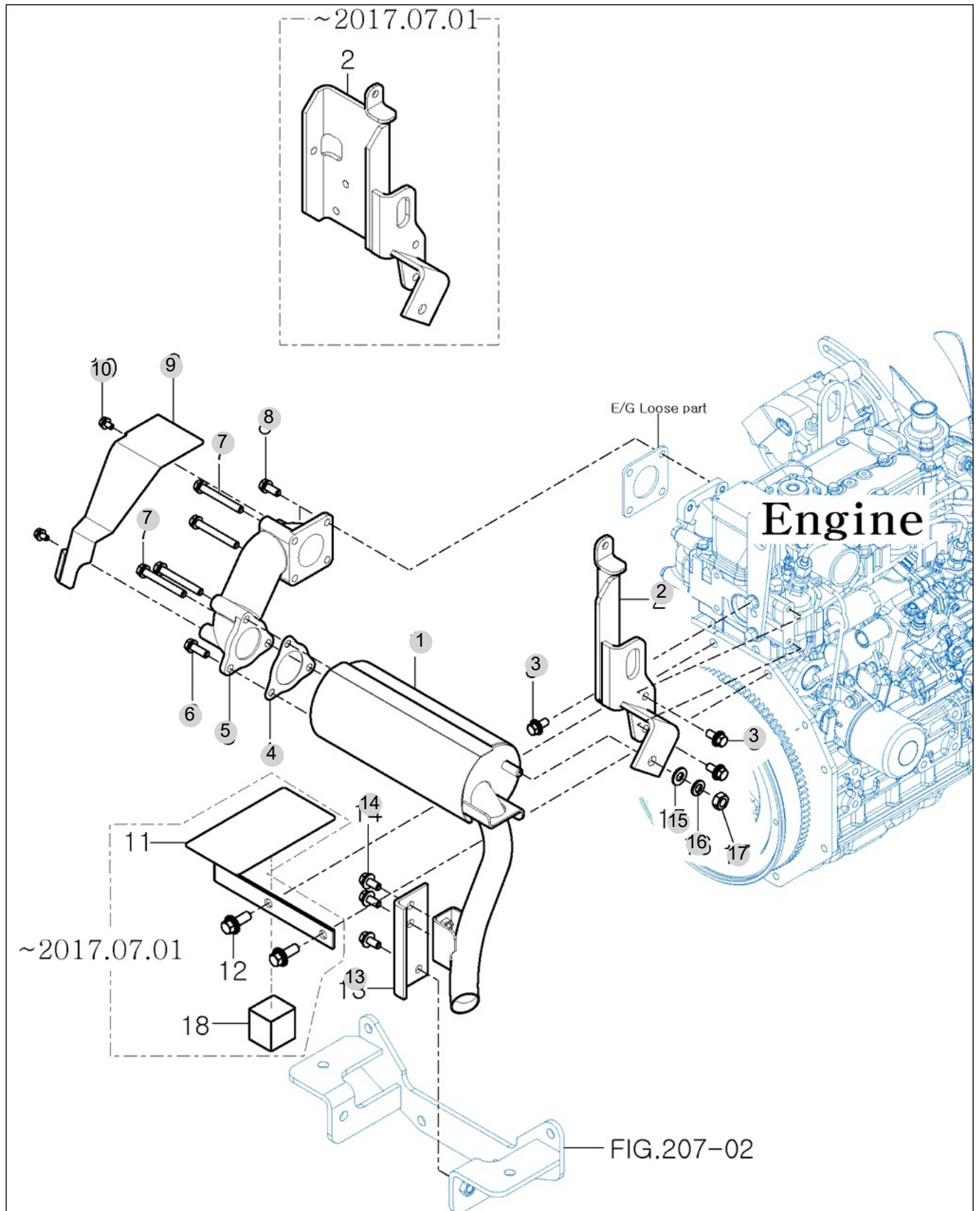
FIG 203

MUFFLER

년/월  
Year/Month

2022-12

T194DE



NOTE









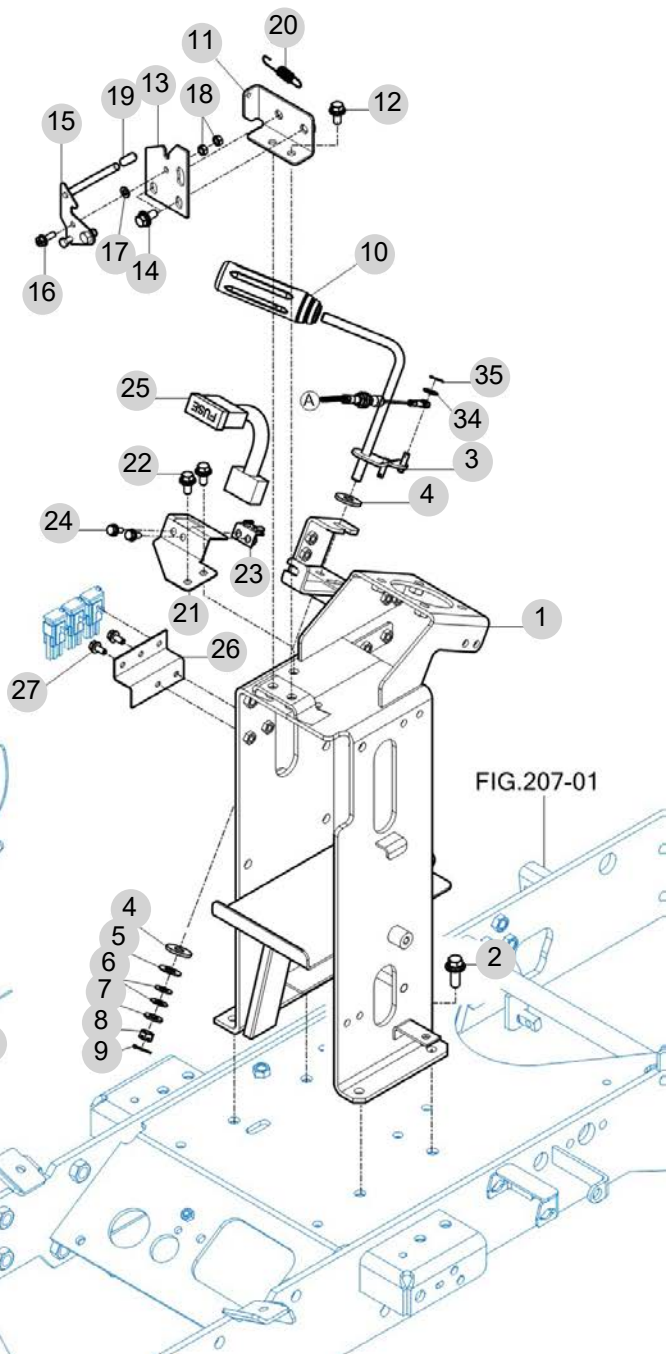
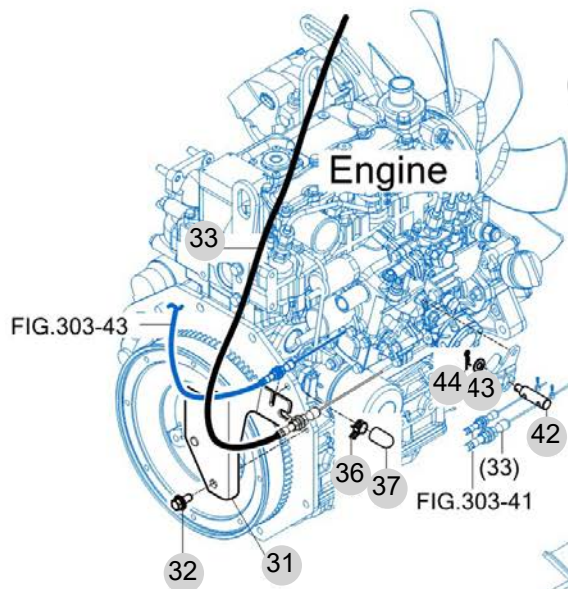
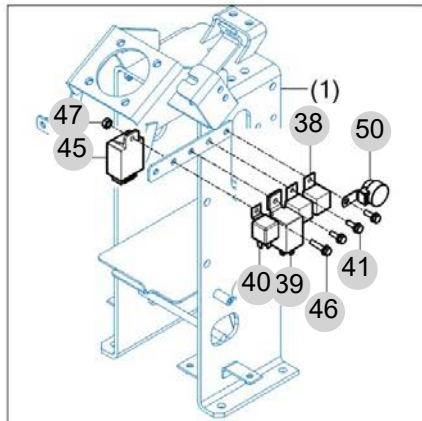
FIG 205

T194DE

ACCELERATOR

년/월  
Year/Month

2022-12



NOTE

FIG 205		ACCELERATOR						년/월	
								Year/Month	
T194DE		2022-12							
KEY NO	PART NO	DESCRIPTION	SPEC	QTY	REPAIR	EFFECTIVE DATE	REMARKS		
205	1	11611811000GB	대시패널 COMP		1				
205	2	V2183610025	소형육각볼트보통(SP)	M10X25	4				
205	3	11611812500GB	레버 COMP , 액셀레이터		1				
205	4	15965120021	라이닝(11X30X03)		2				
205	5	36104400180	소입폴리핀 와셔		1				
205	6	14527060010	접시스프링와셔/M10		2				
205	7	V4111600100	평와셔		1				
205	8	V3232600100	소형홍불이육각너트저형	M10	1				
205	9	V5001920015	분할핀		1				
205	10	17681170050	그립(리버스)		1				
205	11	14136011300GB	후드(잠금/G) COMP		1				
205	12	V2183608020	소형육각볼트보통(SP)	M8X20	2				
205	13	11616024210	후드 스테이 B		1				
205	14	V2183608020	소형육각볼트보통(SP)	M8X20	2				
205	15	11616024100	스테이 COMP , 후드 A		1				
205	16	V2003606020	육각볼트(보통)	M6X20	1				
205	17	V4111600060	평와셔	M6	1				
205	18	V3013600060	육각너트보통2종		2				
205	19	14445070030	레버손잡이		1				
205	20	14143120020	텐션스프링 (53)		1				
205	21	11611812300GB	브래킷, 퓨즈박스		1				
205	22	V2183608020	소형육각볼트보통(SP)	M8X20	2				
205	23	18507024200	퓨즈박스 브래킷 COMP		1				
205	24	V2123606016	육각볼트(SP)	M6X16	2				
205	25	11616802500	퓨즈박스 ASSY		1				
205	26	11611812400GB	퓨즈 플레이트		1				
205	27	V2123606016	육각볼트(SP)	M6X16	2				
205	31	10501611100GB	액셀 와이어 홀더 COMP		1				
205	32	V2183610020	소형육각볼트보통(SP)	M10X20	1				
205	33	10501812600	액셀 케이블 ASS'Y		1				
205	34	V4111600060	평와셔	M6	1				
205	35	V5001920020	분할핀		1				
205	36	36423600080	호스클립(D=12.5)		1				
205	37	12651040300	캡 , 라디에이터		1				
205	38	11616212900	5P 릴레이		2				
205	39	13606642401	플래셔SET 3p(은색)		1				
205	40	17686641110	예열릴레이		1				
205	41	V2123606016	육각볼트(SP)	M6X16	3				
205	42	11111162411	핀 , 액셀레이터		1				
205	43	V4111600060	평와셔	M6	1				
205	44	V5601600008	스냅핀		1				
205	45	20115300010	릴레이(TWIN) ASSY		1				
205	46	V2123606025	육각볼트(SP)	M6X25	1				
205	47	V3012600060	육각너트보통2종		1				
205	50	16586652000	부저조합		1				
NOTE									

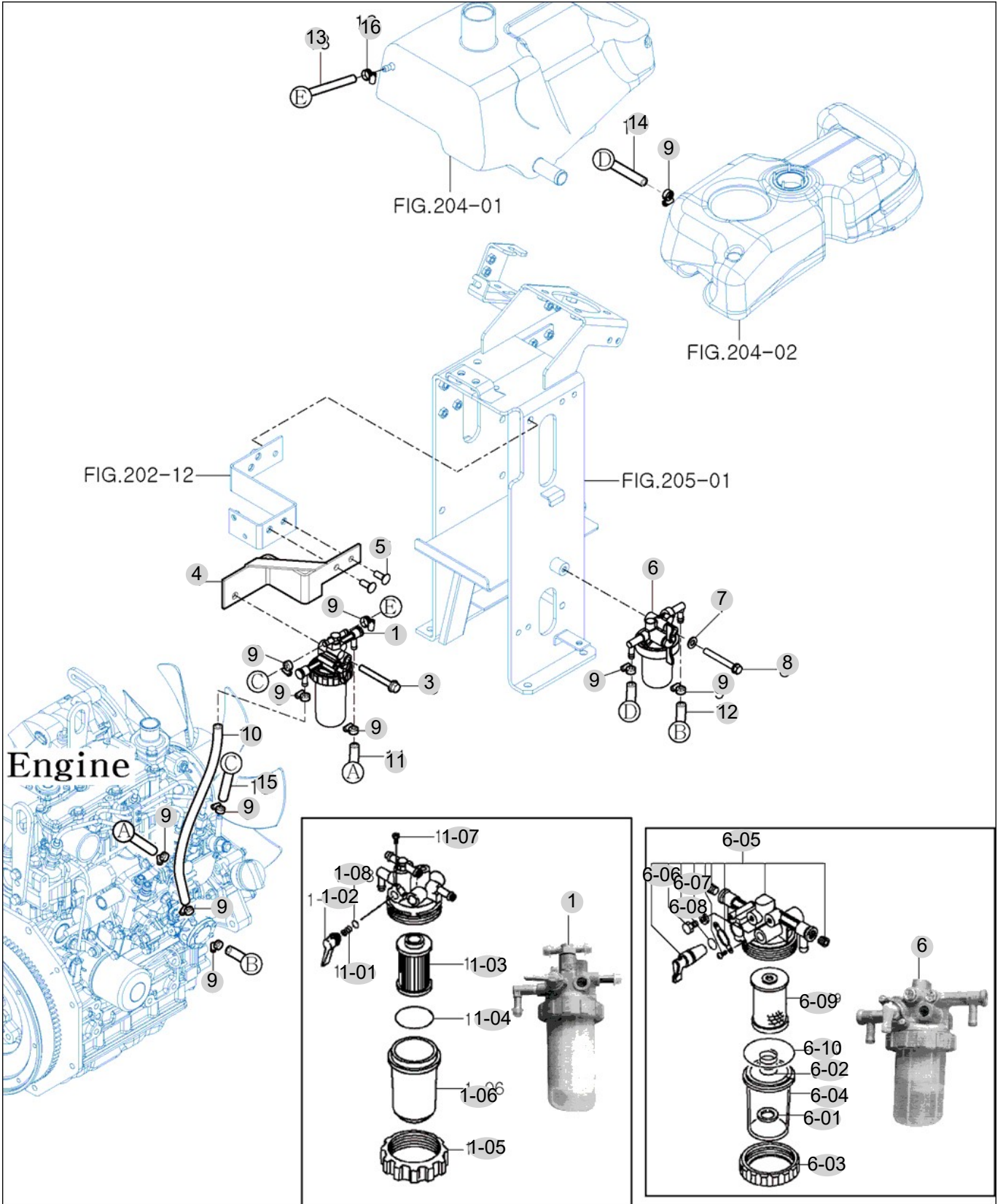
FIG 206

FUEL FILTER

년/월  
Year/Month

2022-12

T194DE



NOTE



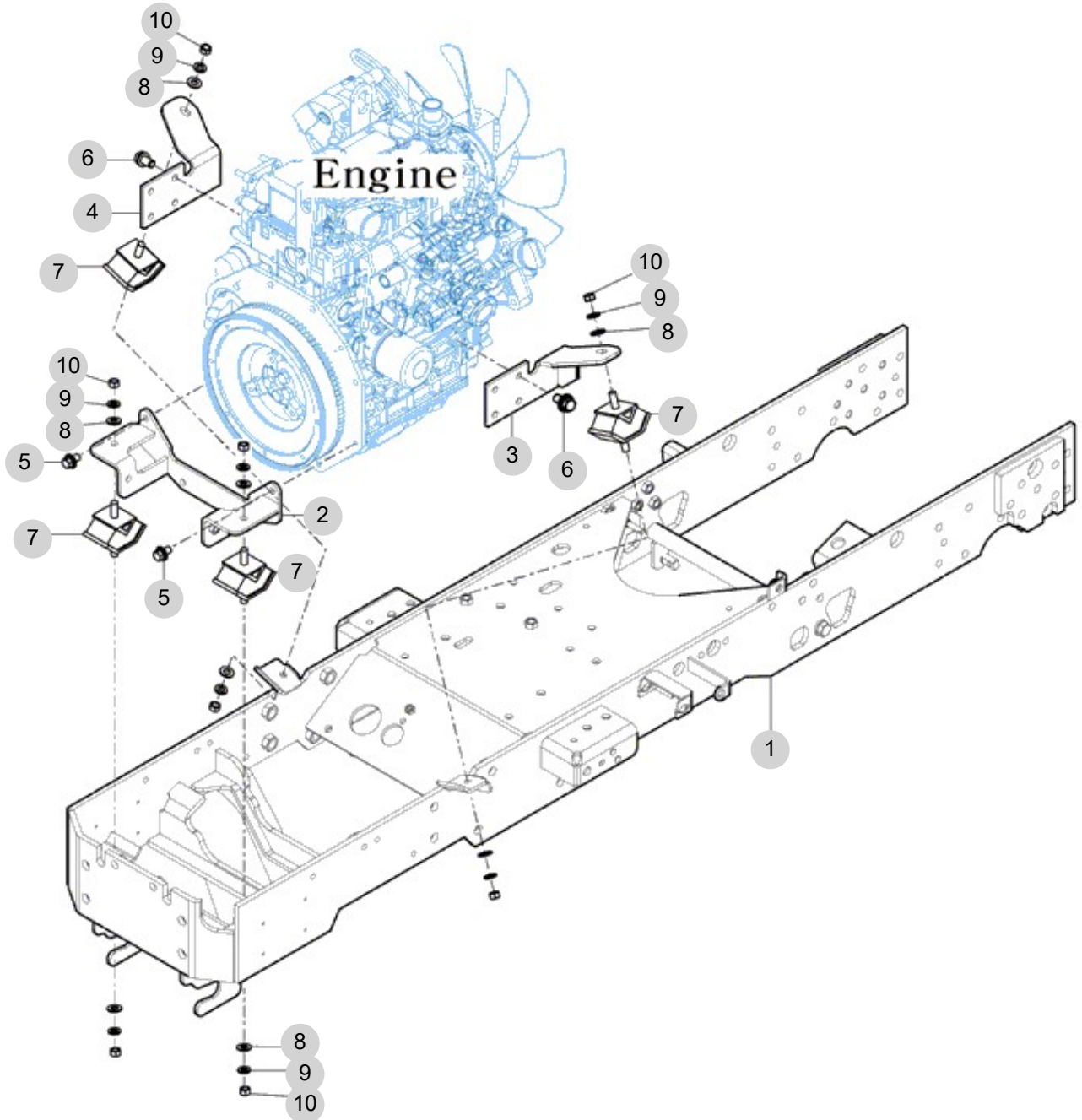
FIG 207

ENGINE MOUNTING

년/월  
Year/Month

2022-12

T194DE



NOTE





### 3. 클러치/브레이크/스티어링 PART NO. T3

FIG 302 BRAKE PEDAL & LINKAGE	59
FIG 303 SPEED CONTROL	61
FIG 304 DASH COVER	63
FIG 305 STEERING VALVE	65
FIG 306 STEERING CYLINDER	67
FIG 307 TIRE	69

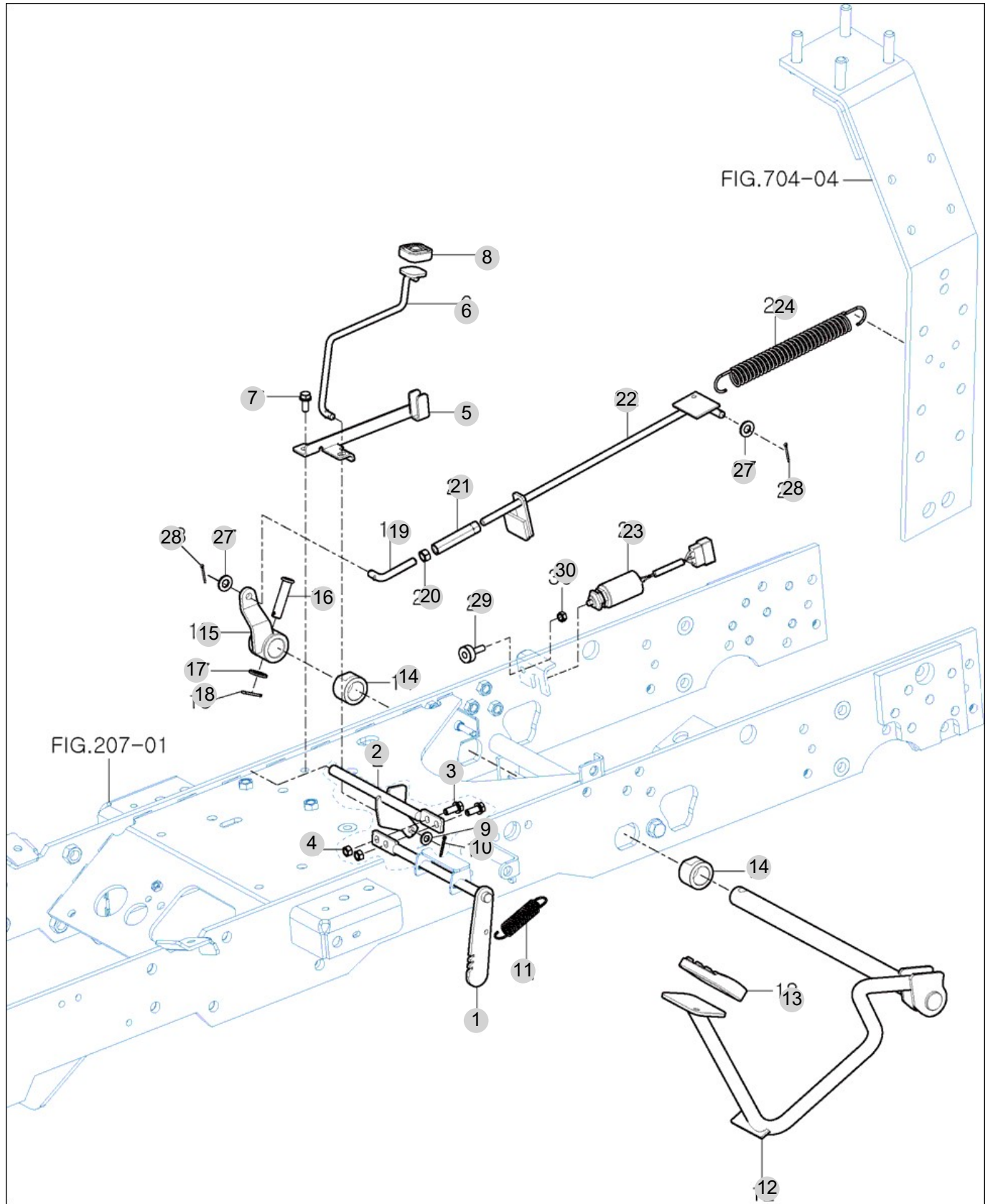
FIG 302

BRAKE PEDAL & LINKAGE

년/월  
Year/Month

T194DE

2022-12



NOTE

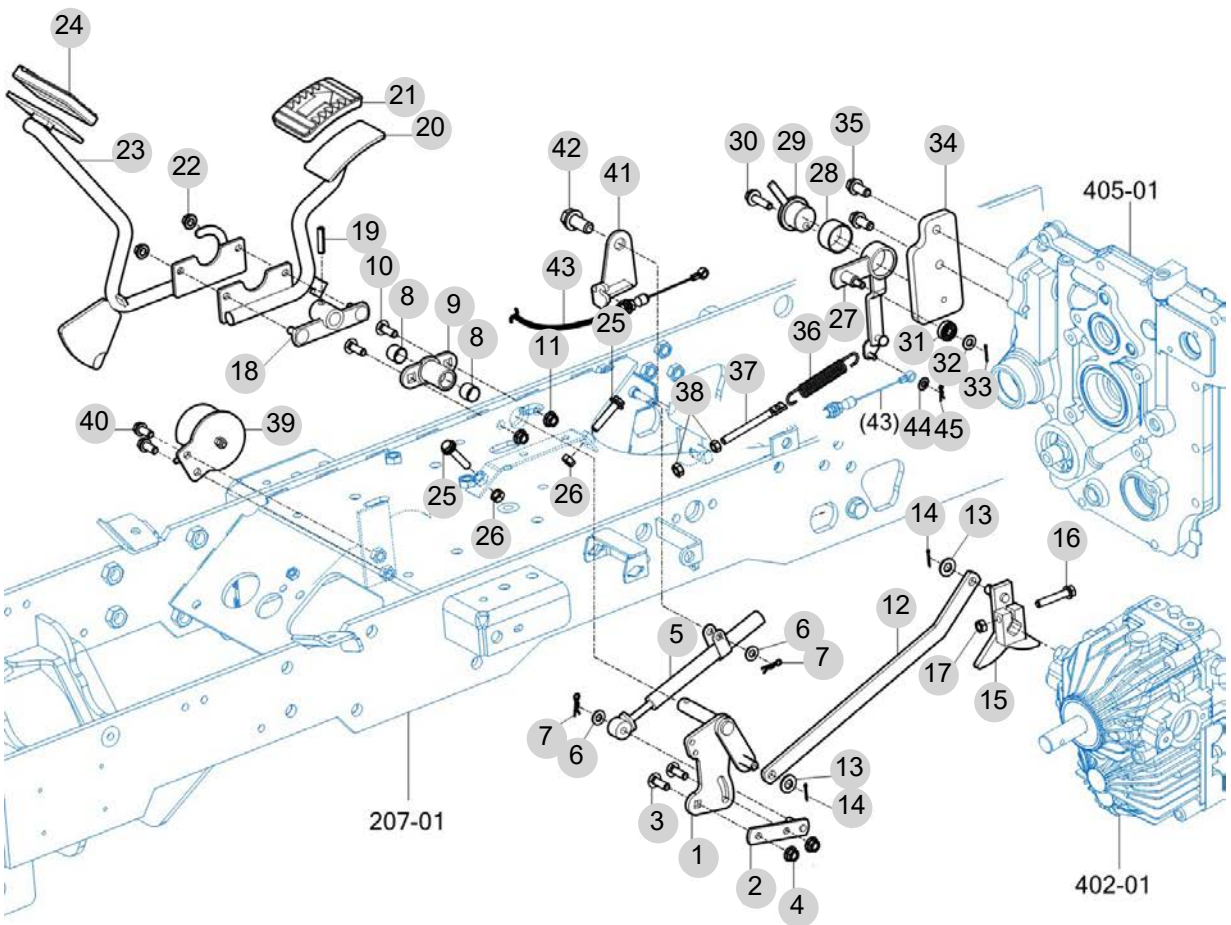


FIG 303

SPEED CONTROL

년/월  
Year/Month

2022-12



NOTE

FIG 303		SPEED CONTROL						년/월 Year/Month	
								2022-12	
T194DE		KEY NO	PART NO	DESCRIPTION	SPEC	QTY	REPAIR	EFFECTIVE DATE	REMARKS
303	1	11612326100	HST 페달 링크 COMP			1			
303	2	11612326200GB	댐퍼 핀 COMP			1			
303	3	11616402400	4각 목 동근머리 볼트			2			
303	4	V3802600080	플랜지볼이육각너트			2			
303	5	14722312401	오일 댐퍼			1			
303	6	V4111600080	평와셔			2			
303	7	V5601600008	스냅핀			2			
303	8	15603142910	부시(16X18X15)			2			
303	9	11612320110GB	보스			1			
303	10	11612320050	4각 목 동근머리 볼트			2			
303	11	V3802600100	플랜지볼이육각너트			2			
303	12	11612320040GB	컨트롤 플레이트			1			
303	13	V4111600100	평와셔	M10		2			
303	14	V5001920015	분할핀			2			
303	15	11612323000	홀더 COMP			1			
303	16	V2173608045	소형육각볼트보통(S)	M8X45		1			
303	17	V3042600080	소형육각너트보통2종	M8		1			
303	18	11612327000	페달보스 COMP			1			
303	19	V5801408036	스프링핀			1			
303	20	11632322100GB	페달 COMP(후)			1			
303	21	11612322010	패드 , 전진 페달			1			
303	22	V3802600080	플랜지볼이육각너트			2			
303	23	11632322200GB	페달 COMP(전)			1			
303	24	14722312730	패드			1			
303	25	V2013608030	소형육각볼트(보통)	M8X30		2			
303	26	V3042600080	소형육각너트보통2종	M8		2			
303	27	11612324200	캠 암 COMP			1			
303	28	11612324010	부시			1			
303	29	11612324400	중립 레버 COMP			1			
303	30	V2143610035	소형육각볼트가는(S)			1			
303	31	14722310060	볼베어링(608DD)			1			
303	32	V4111600080	평와셔	M8		1			
303	33	V5001920015	분할핀			1			
303	34	11612324311GB	브래킷			1			
303	35	V2174610035	소형육각볼트보통(S)	M10X35		2			
303	36	14722310033	스프링(리턴)			1			
303	37	34522150080	체인 텐션 로드(82)			1			
303	38	V3042600080	소형육각너트보통2종	M8		2			
303	39	12382323001	크루저 콘트롤 마그네틱 ASSY			1			
303	40	V2173608020	소형육각볼트보통(S)	M8X20		2			
303	41	10506253300GB	브래킷 COMP , 고정			1			
303	42	V2013614035	소형육각볼트(보통)			1			
303	43	10501812700	케이블 ASSY , 오토스로틀 2130			1			
303	44	V4111600060	평와셔			1			
303	45	V5601600006	스냅핀			1			
NOTE									

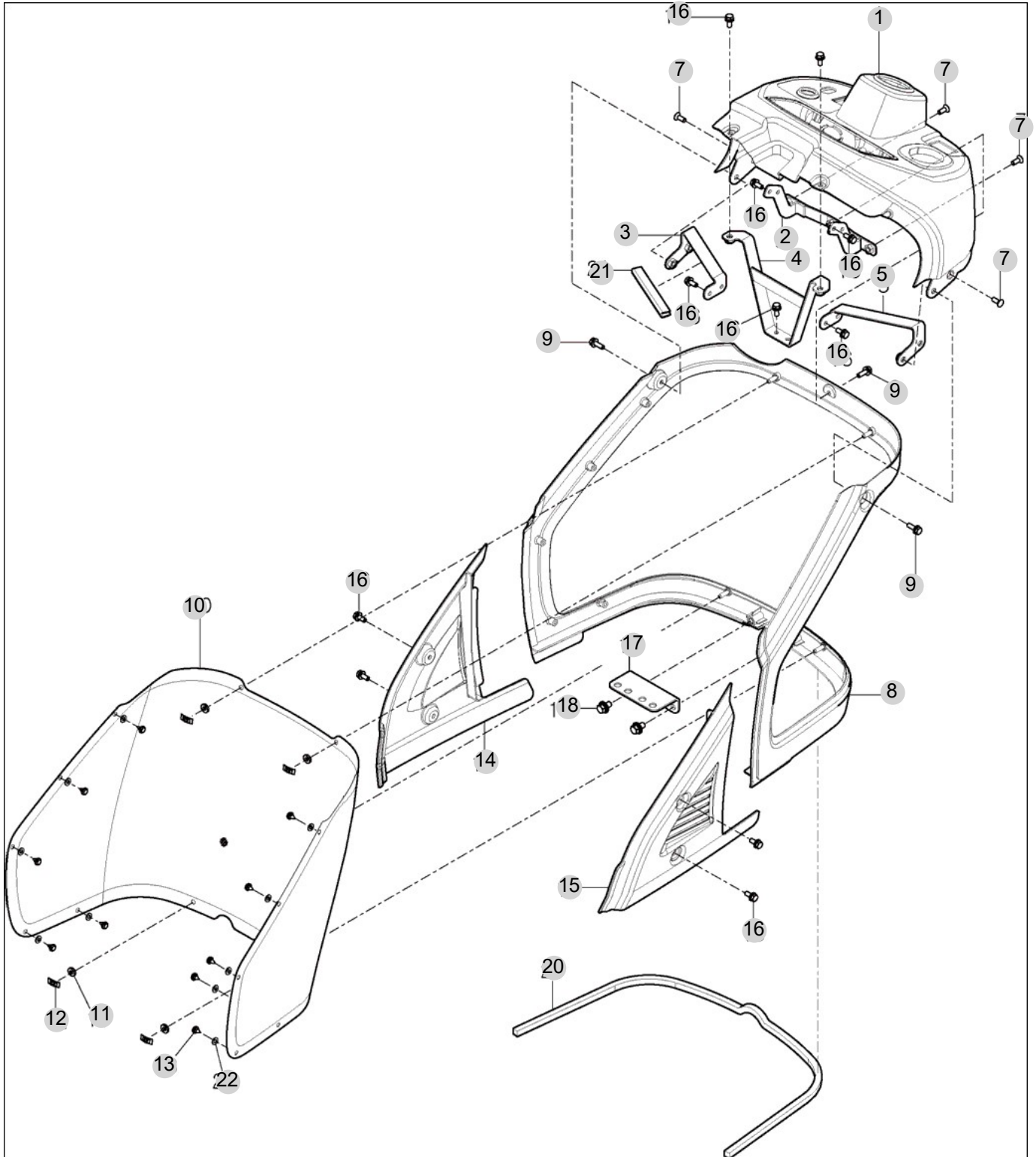
FIG 304

DASH COVER

년/월  
Year/Month

2022-12

T194DE



NOTE









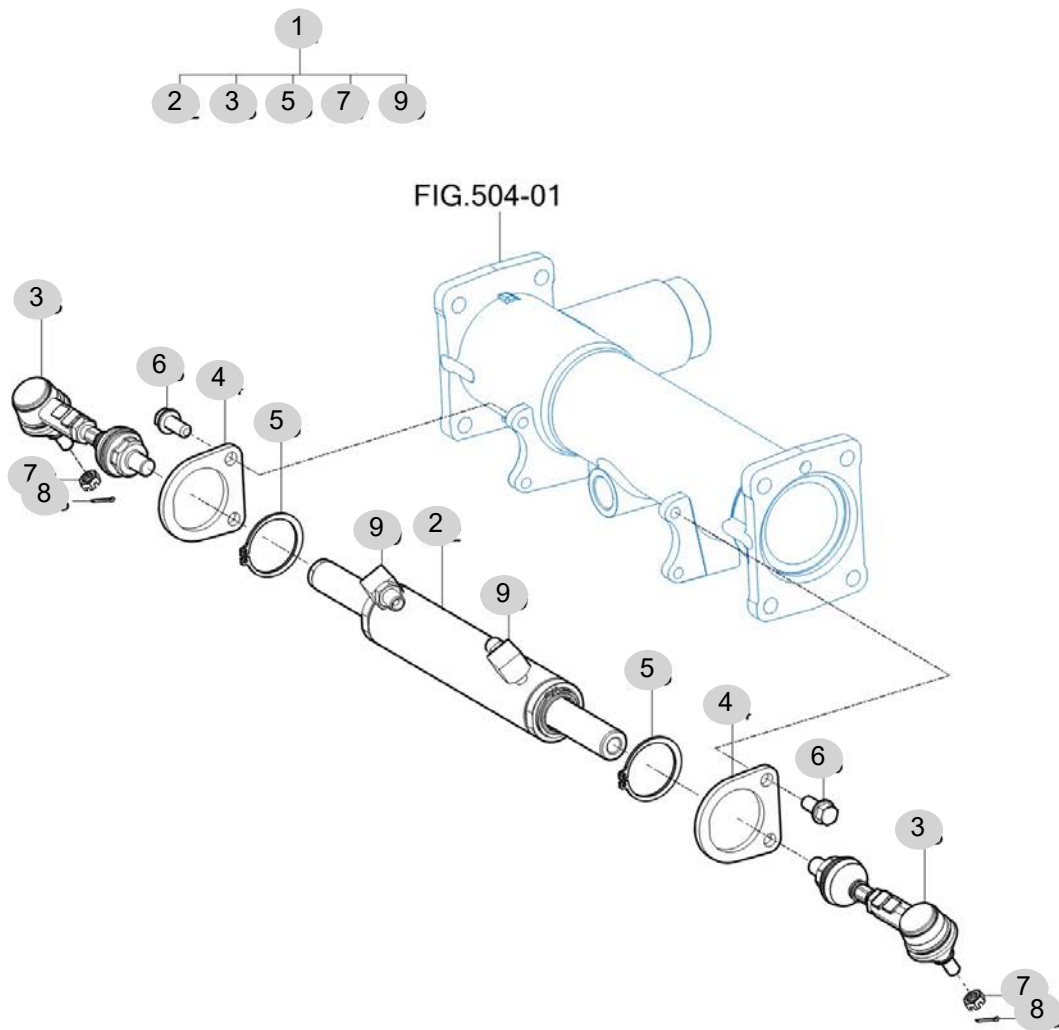
FIG 306

T194DE

STEERING CYLINDER

년/월  
Year/Month

2022-12



NOTE



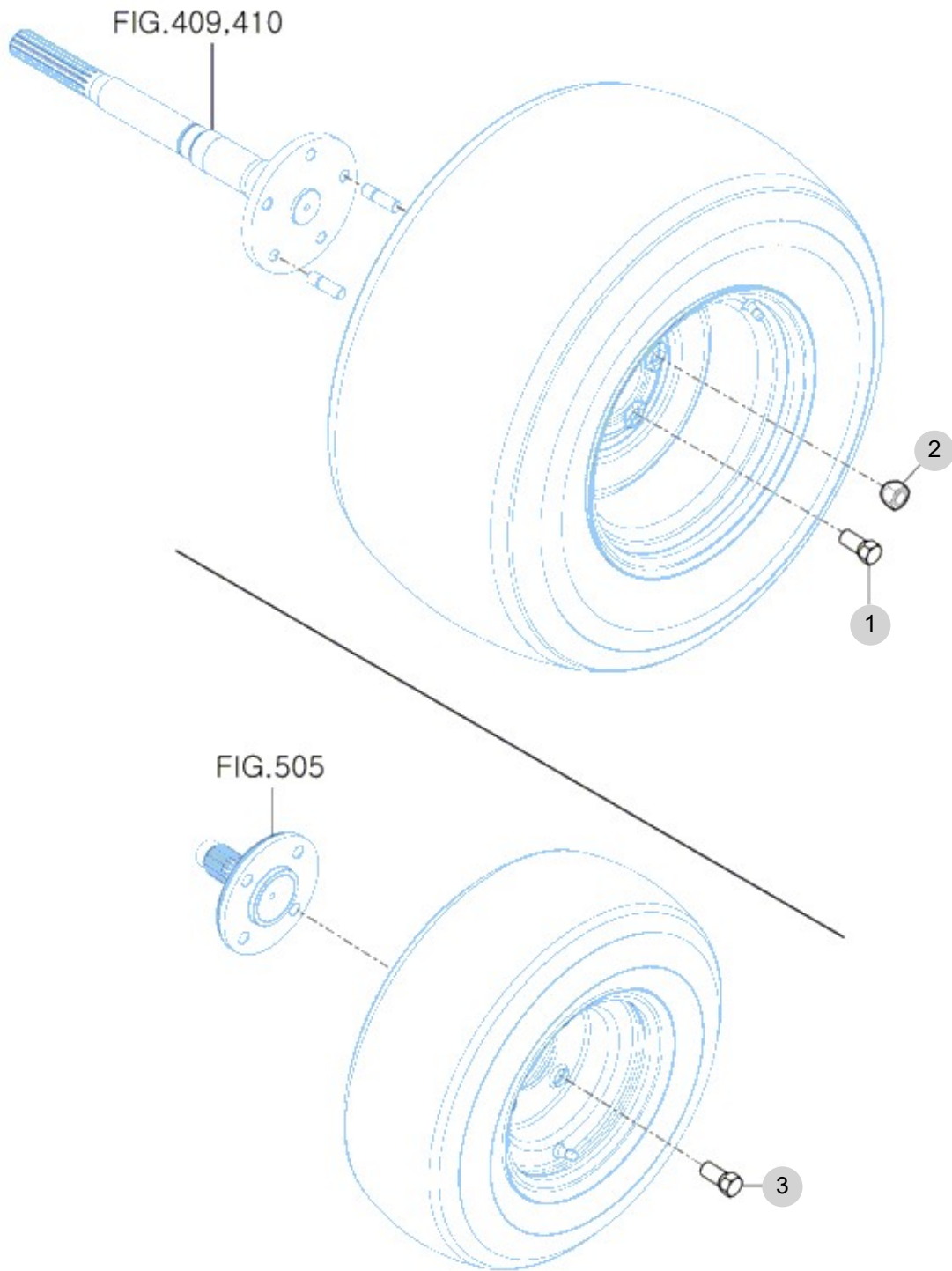
FIG 307

T194DE

TIRE

년/월  
Year/Month

2022-12



NOTE



#### 4. 트랜스미션 PART NO. T4

FIG 401 INPUT SHAFT	72
FIG 402 HST	74
FIG 403 PTO CLUTCH SUB& RANGE GEAR SUB	76
FIG 404 SPIRAL BEVEL PINION & 4WD SHAFT SUB	78
FIG 405 INPUT METAL	80
FIG 406 P T O COUNT SHAFT SUB & REAR P.T.O SUB	82
FIG 407 MID P T O IDLE GEAR & MID P T O SUB	84
FIG 408 DIFF LOCK	86
FIG 409 REAR TRANSMISSION CASE	88
FIG 410 REAR AXLE HOUSING	90
FIG 411 RANGE SHIFT LEVER	92
FIG 412 P T O CHANGE LEVER	94
FIG 413 GEAR PUMP & PUMP IDLE GEAR SUB	96

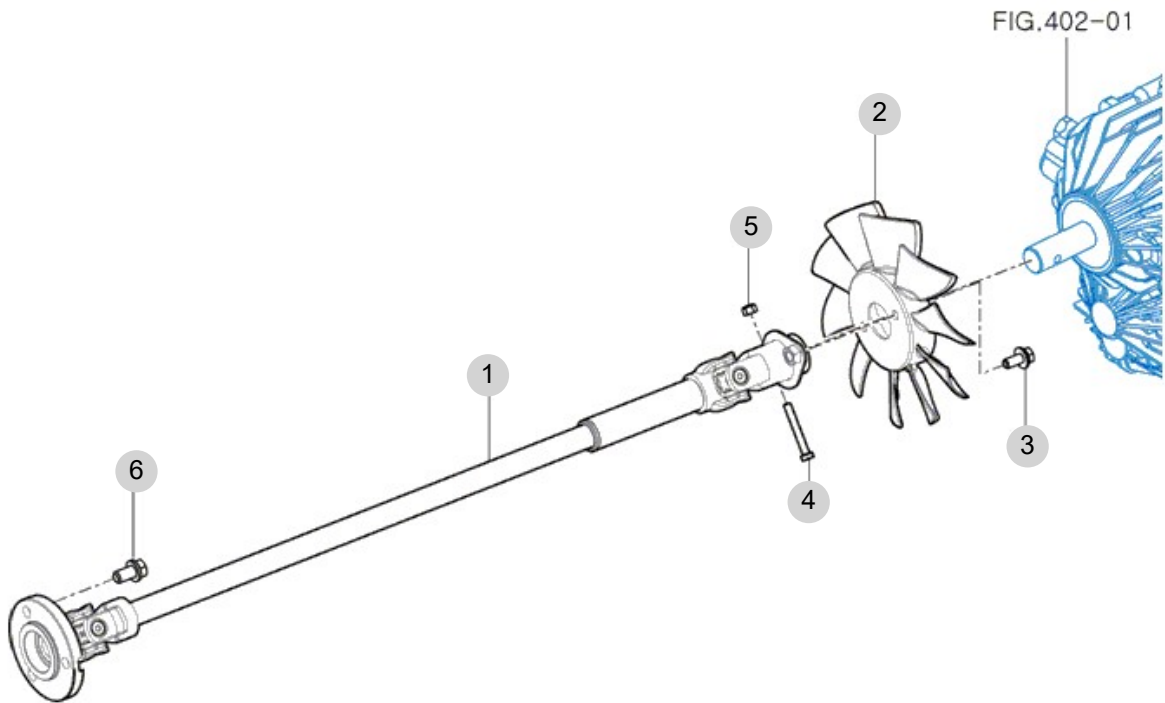
FIG 401

T194DE

INPUT SHAFT

년/월  
Year/Month

2022-12



NOTE





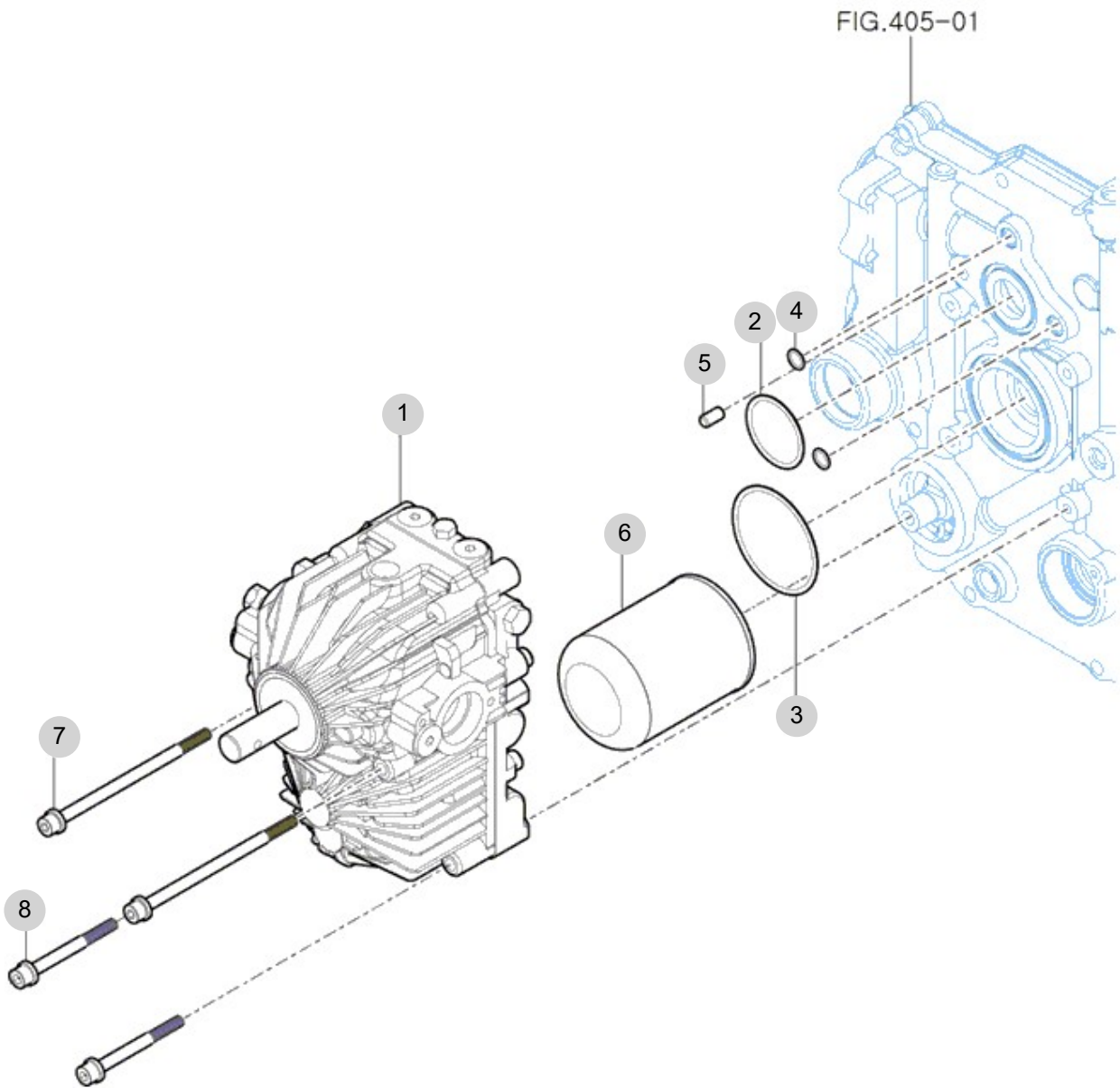
FIG 402

T194DE

HST

년/월  
Year/Month

2022-12



NOTE



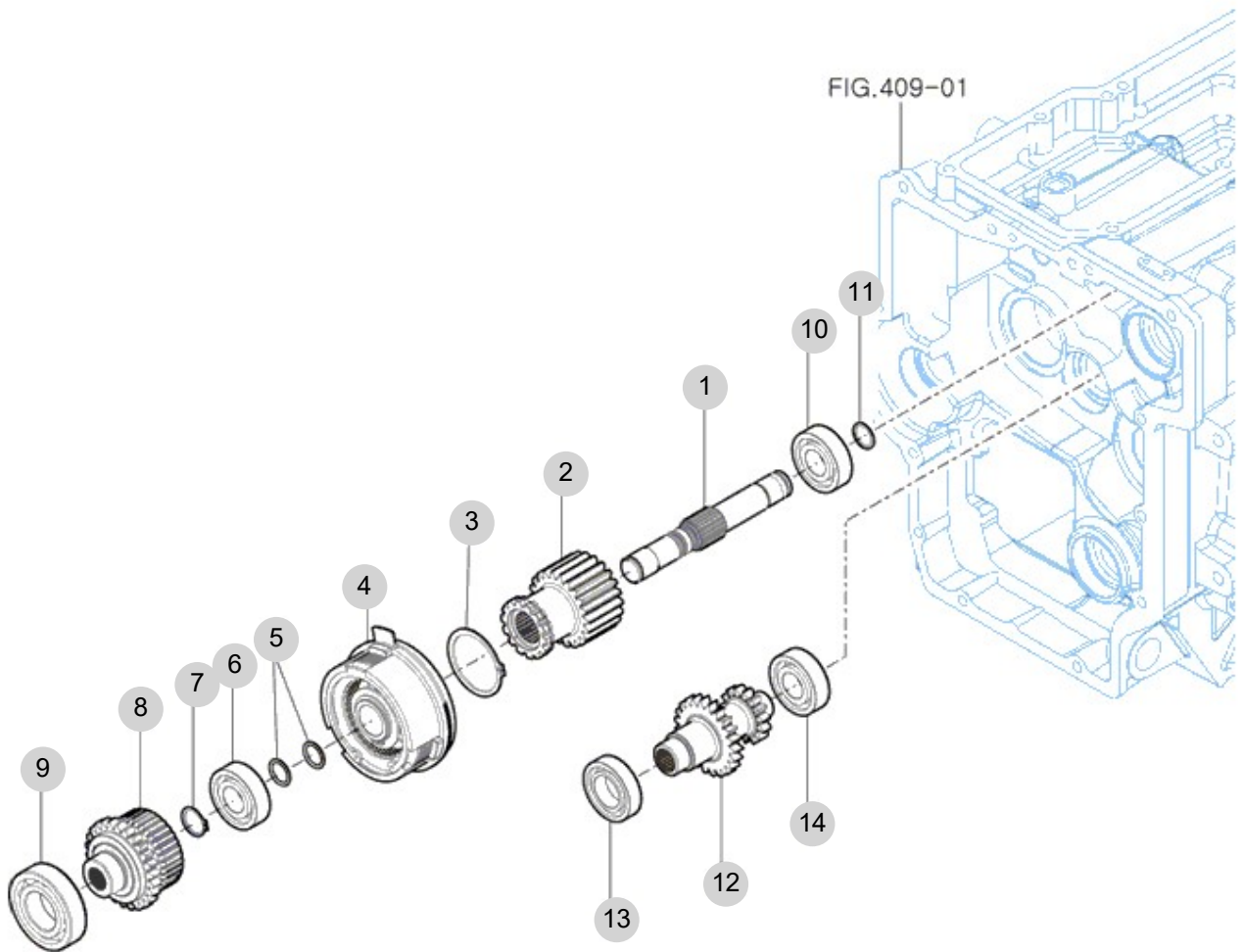
FIG 403

PTO CLUTCH SUB& RANGE GEAR SUB

년/월  
Year/Month

2022-12

T194DE



NOTE



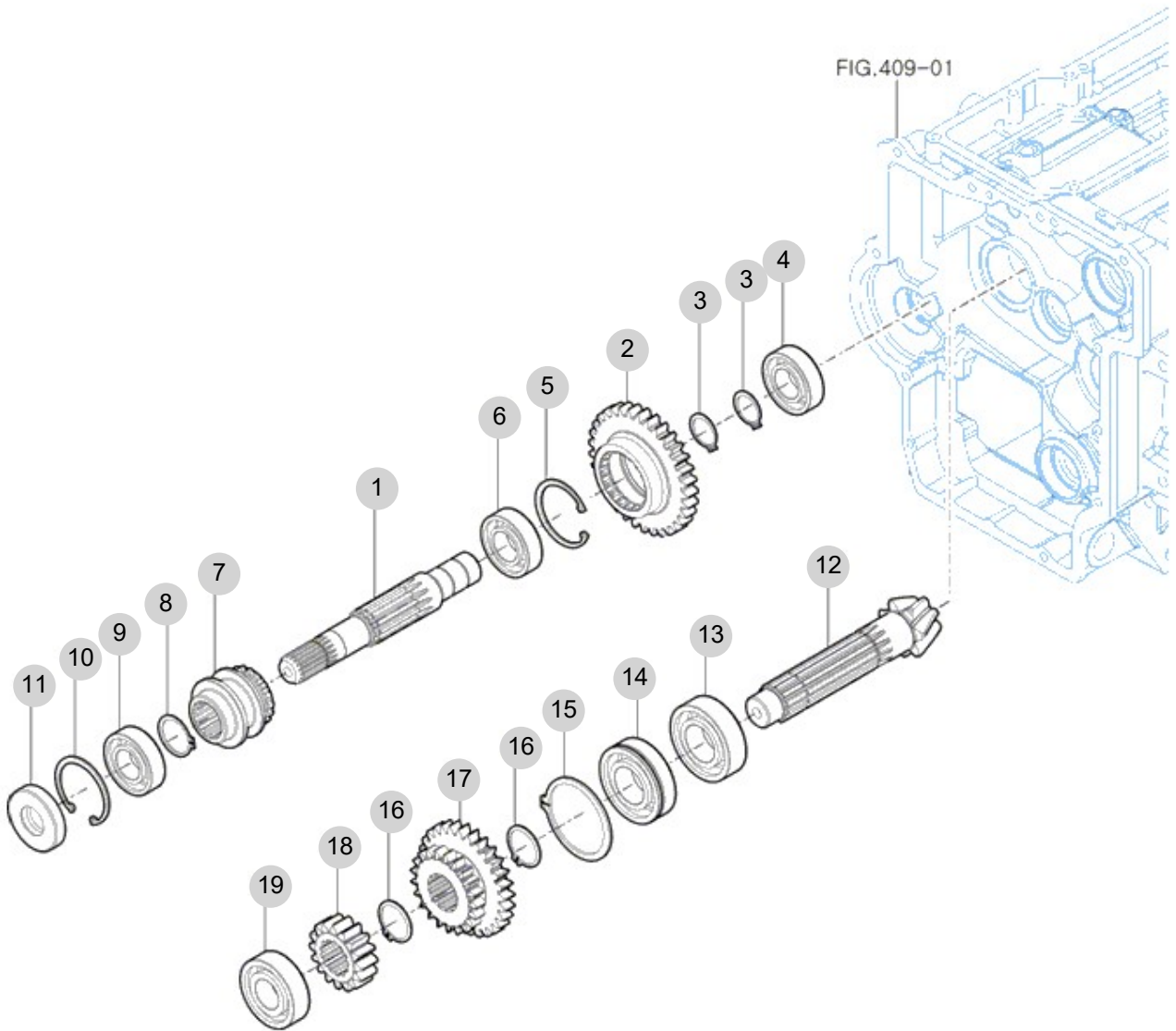
FIG 404

SPIRAL BEVEL PINION & 4WD SHAFT SUB

년/월  
Year/Month

2022-12

T194DE



NOTE



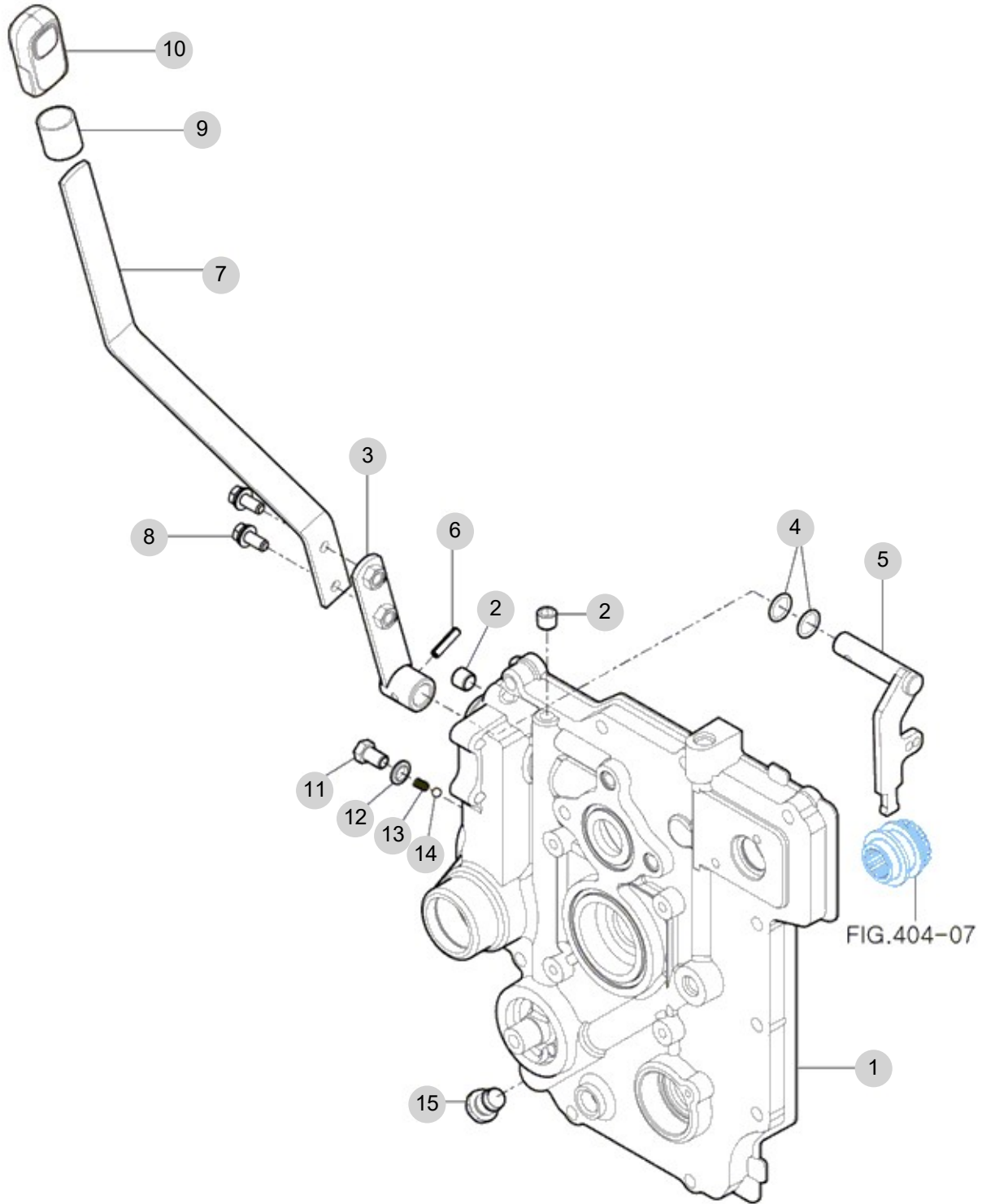
FIG 405

INPUT METAL

년/월  
Year/Month

2022-12

T194DE



NOTE





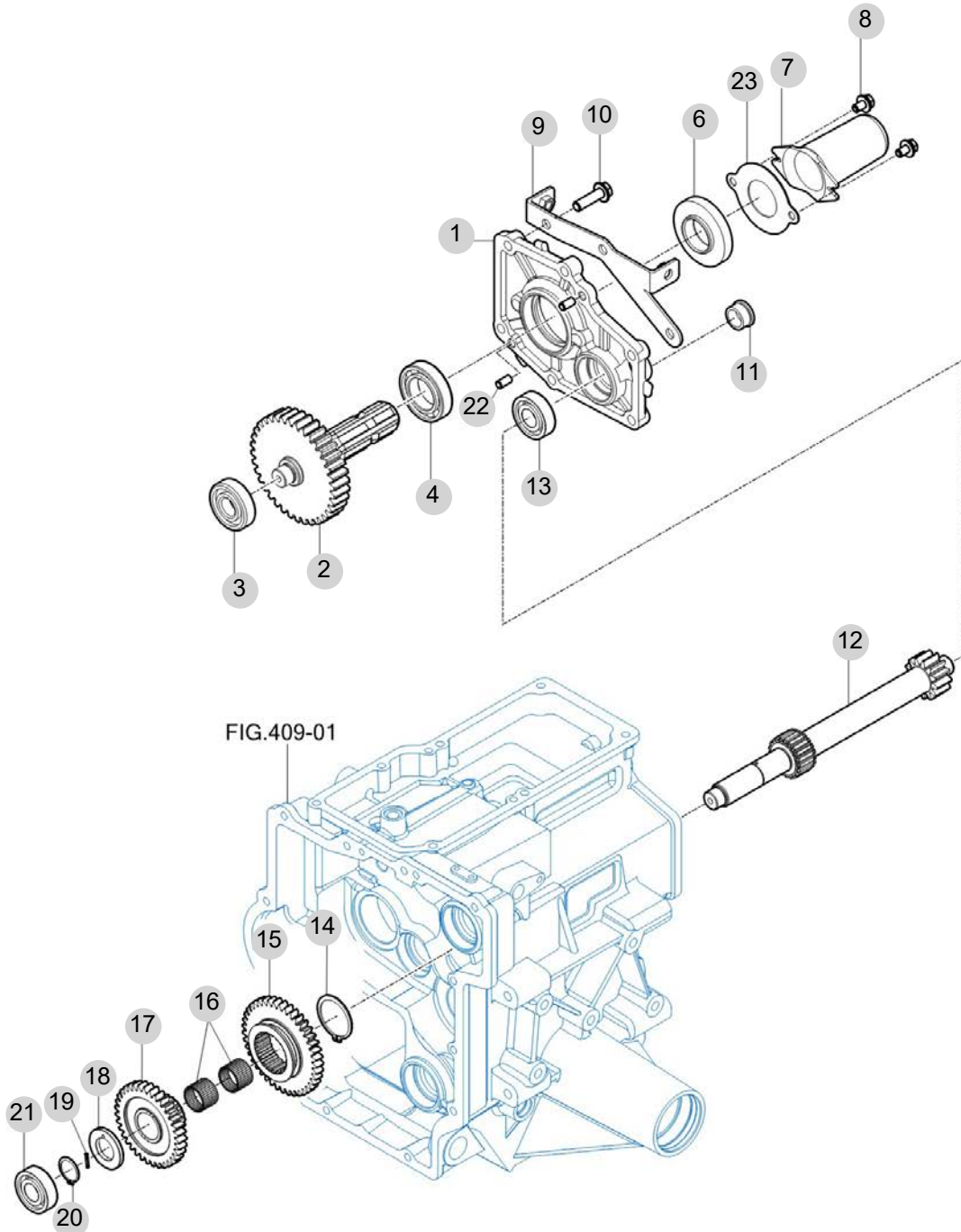
FIG 406

P T O COUNT SHAFT SUB & REAR P.T.O SUB

년/월  
Year/Month

2022-12

T194DE



NOTE



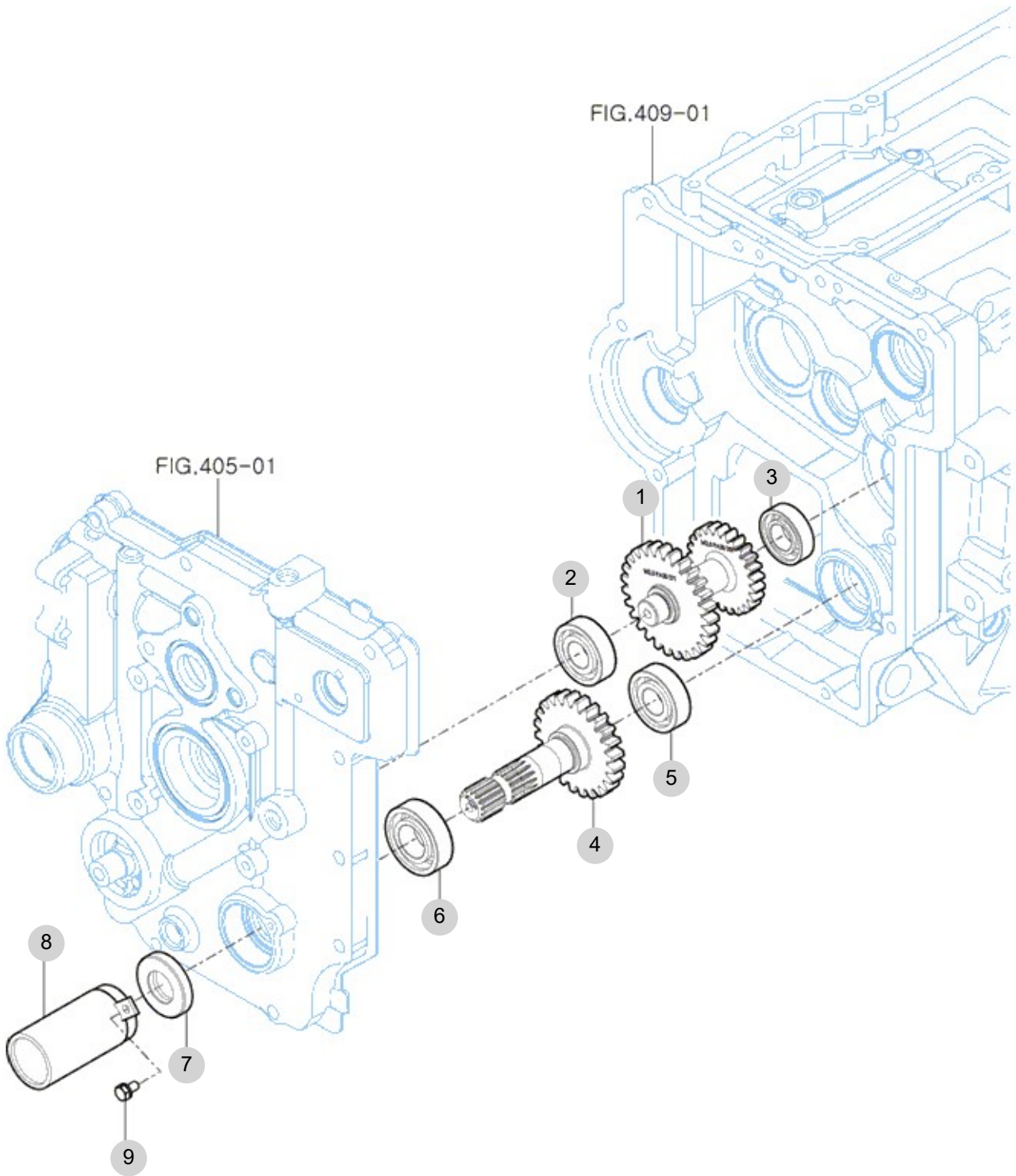
FIG 407

T194DE

MID P T O IDLE GEAR & MID P T O SUB

년/월  
Year/Month

2022-12



NOTE



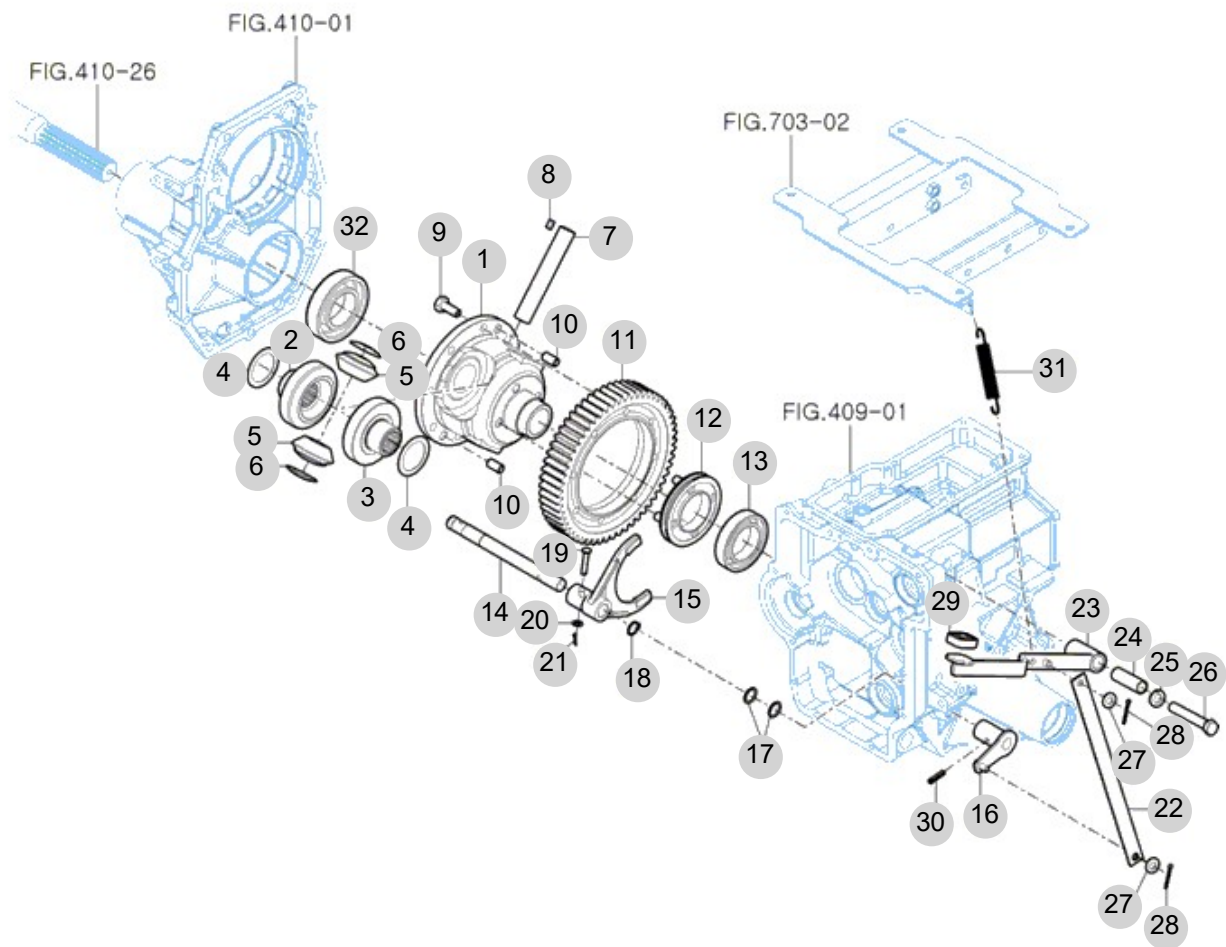
FIG 408

DIFF LOCK

년/월  
Year/Month

T194DE

2022-12



NOTE

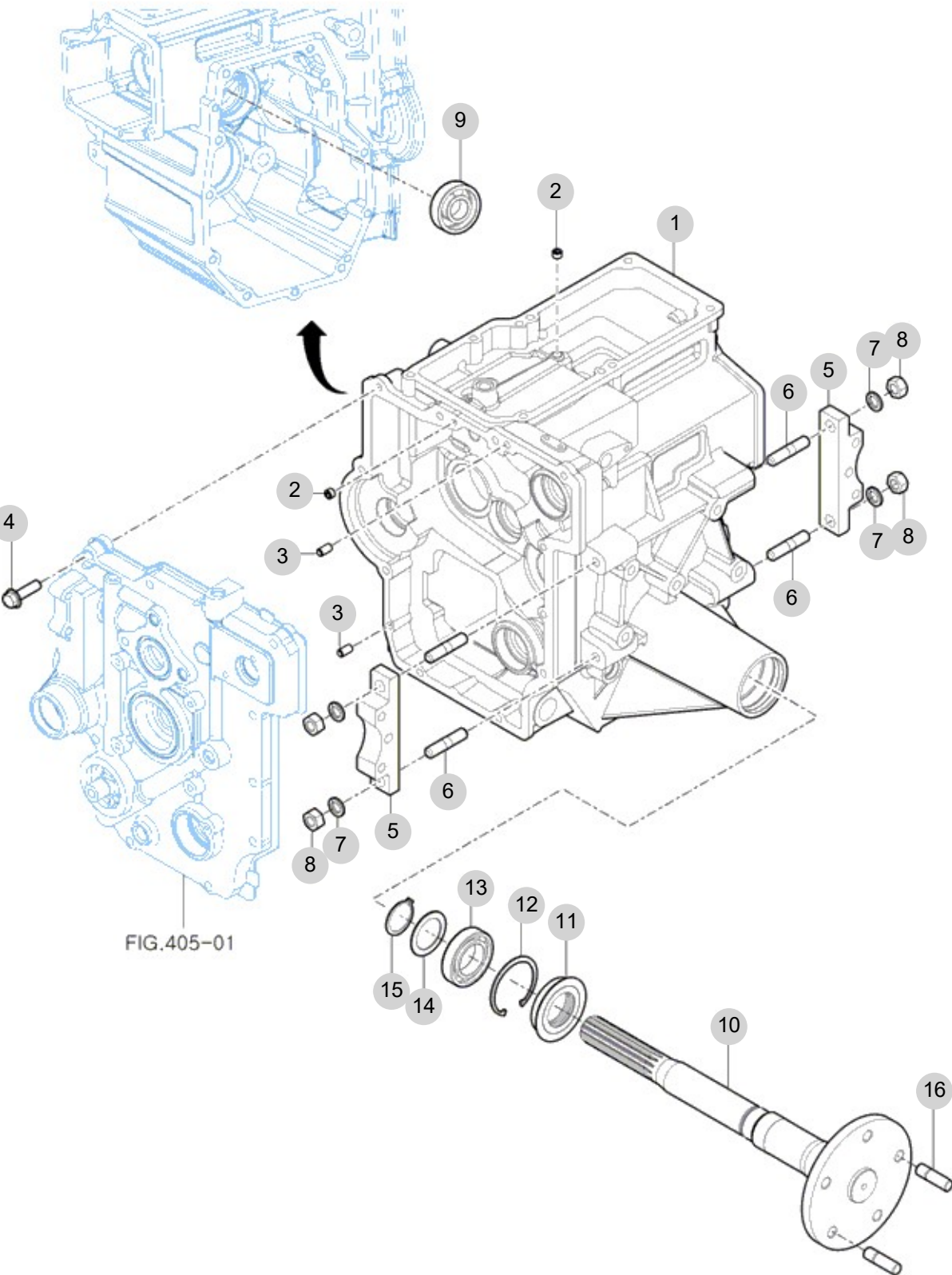


FIG 409

REAR TRANSMISSION CASE

년/월  
Year/Month

2022-12



NOTE





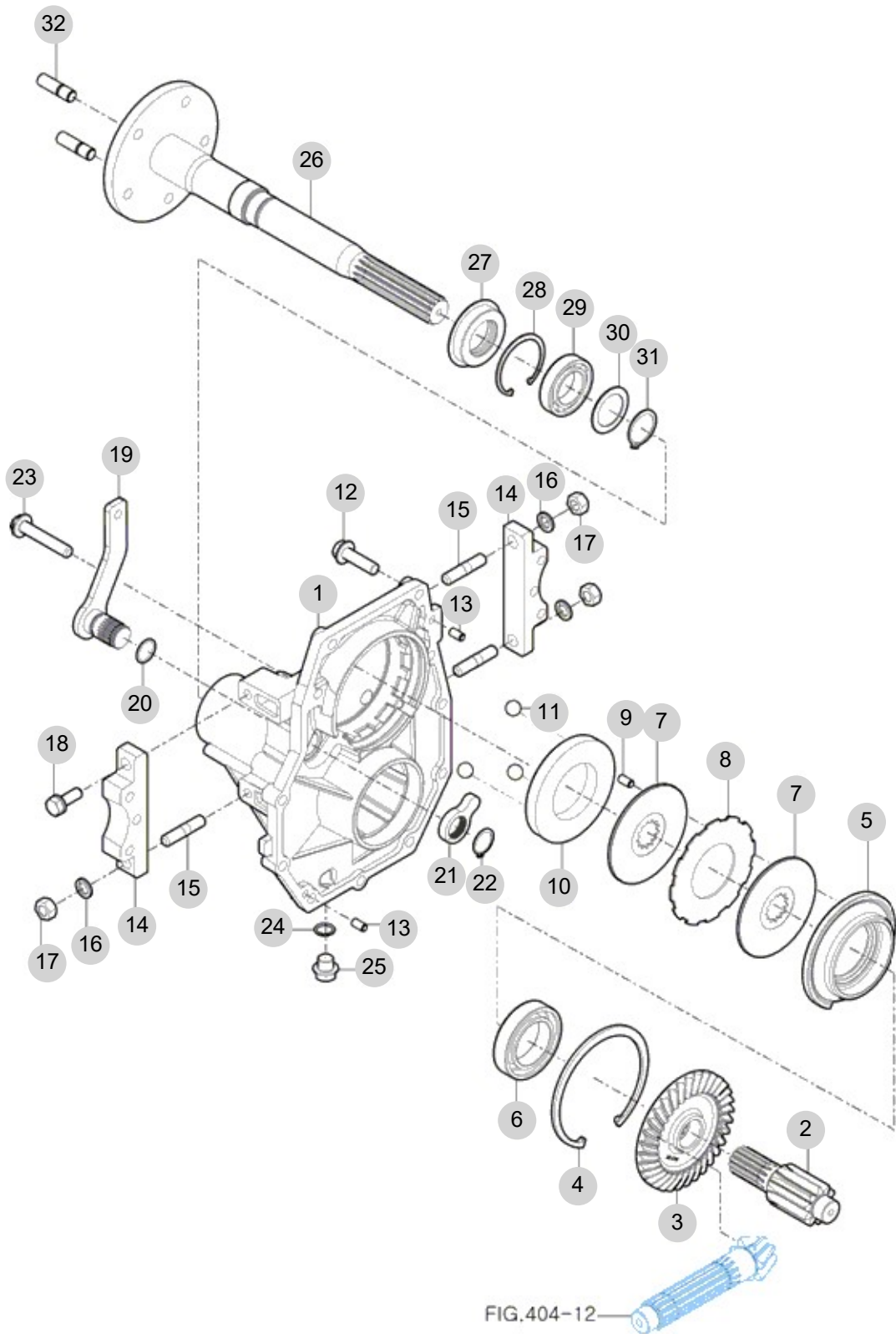
FIG 410

REAR AXLE HOUSING

년/월  
Year/Month

2022-12

T194DE



NOTE



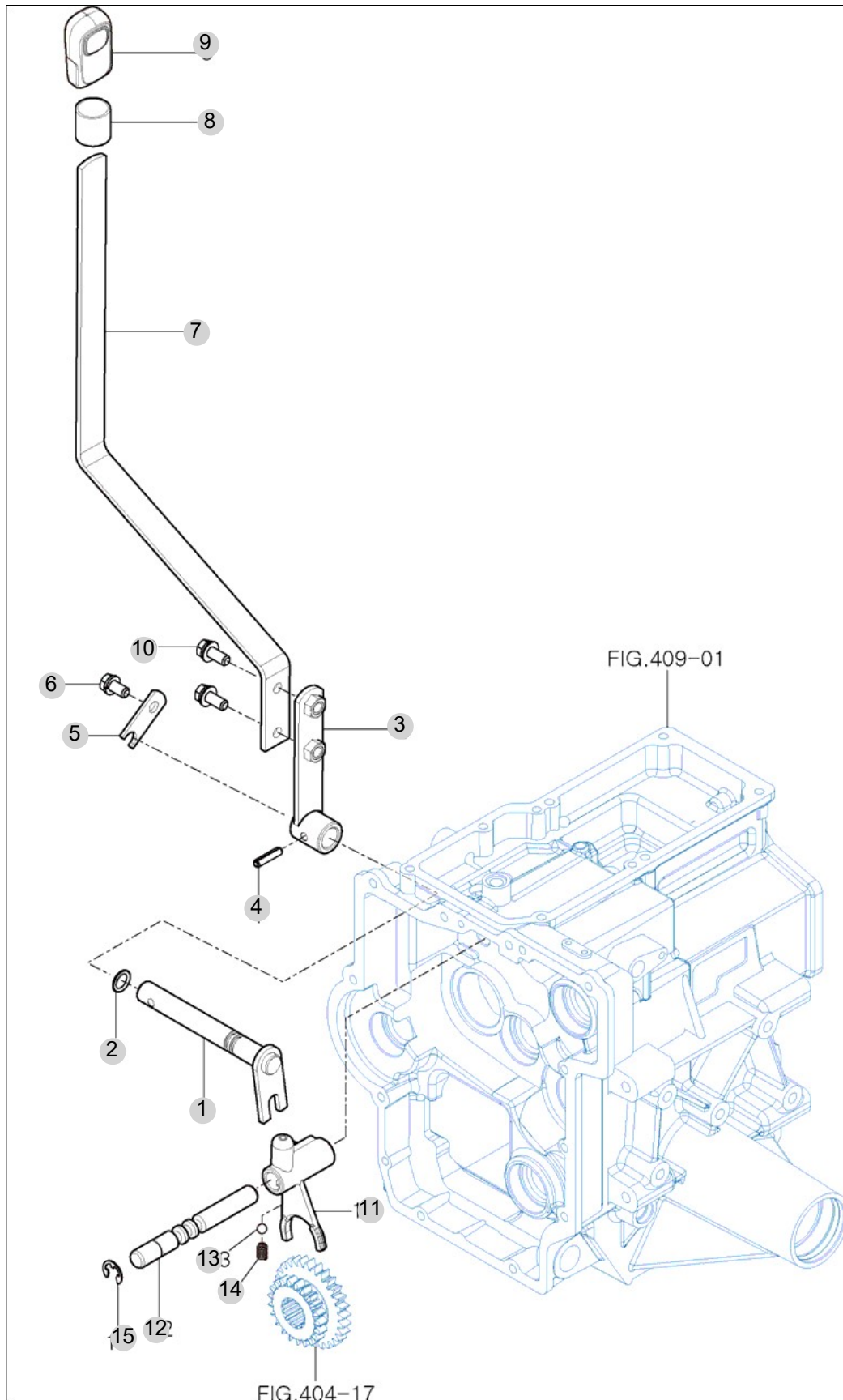
FIG 411

RANGE SHIFT LEVER

년/월  
Year/Month

2022-12

T194DE



NOTE



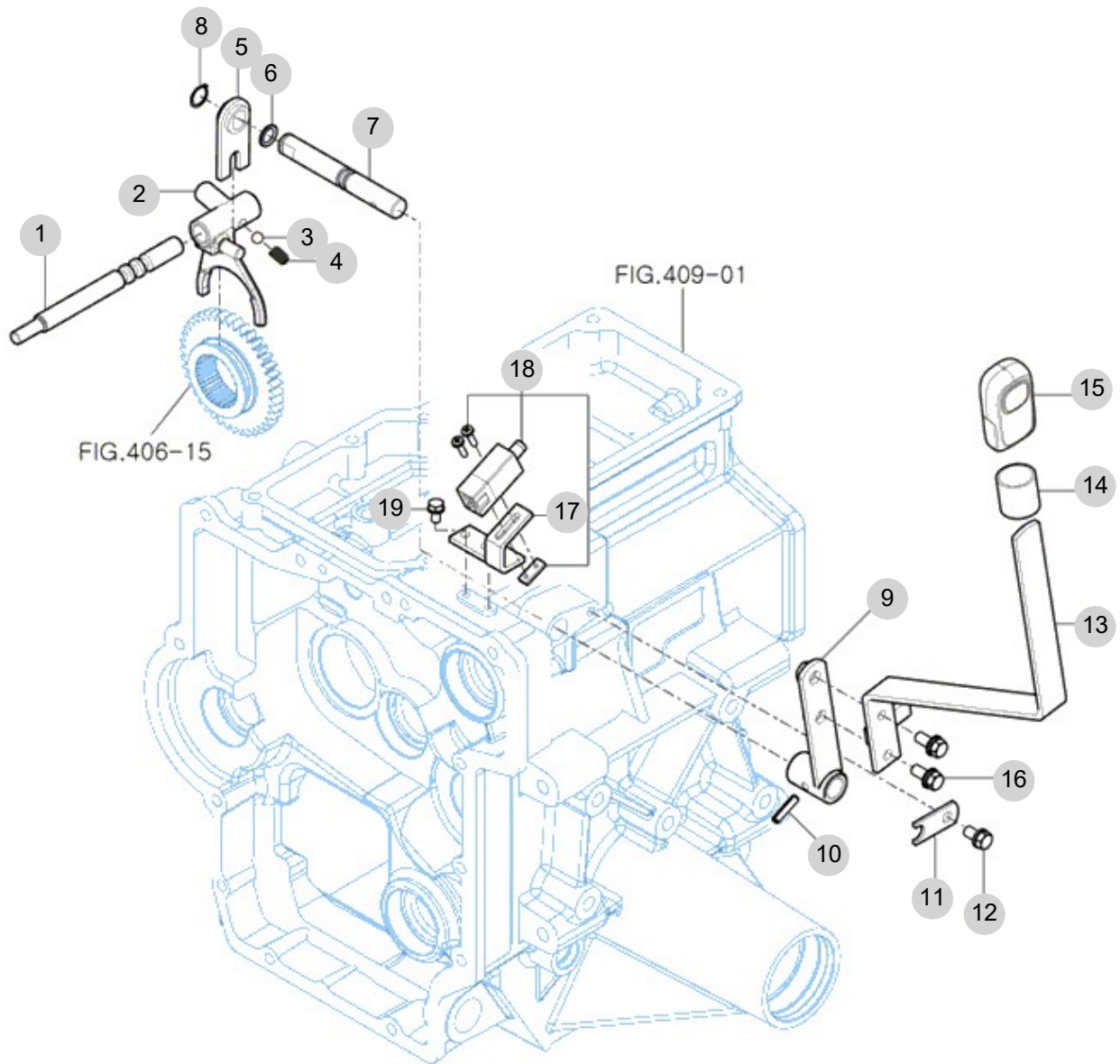
FIG 412

T194DE

P T O CHANGE LEVER

년/월  
Year/Month

2022-12



NOTE



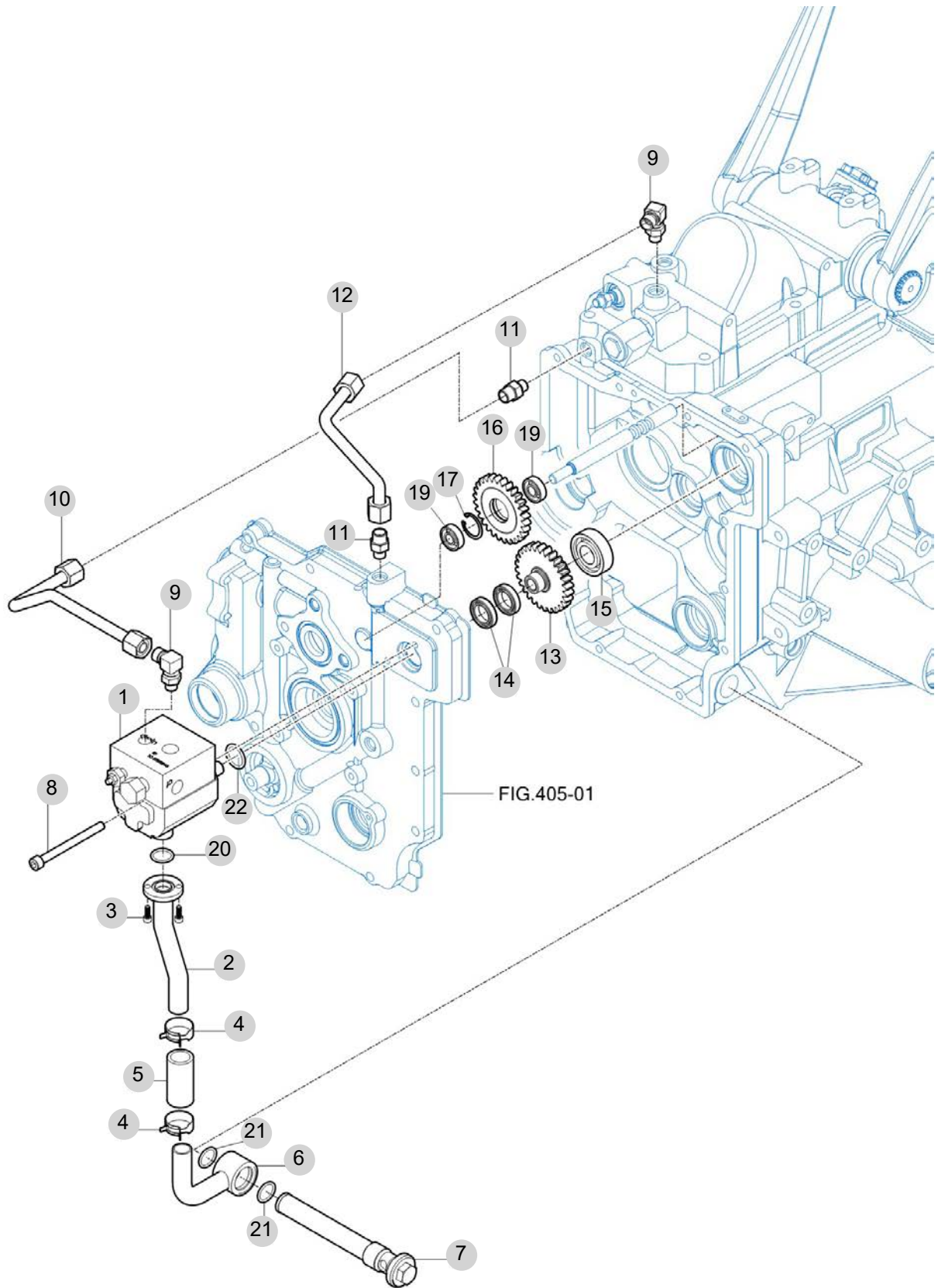
FIG 413

GEAR PUMP & PUMP IDLE GEAR SUB

년/월  
Year/Month

2022-12

T194DE



NOTE





## 5. 프런트 액슬 PART NO. T5

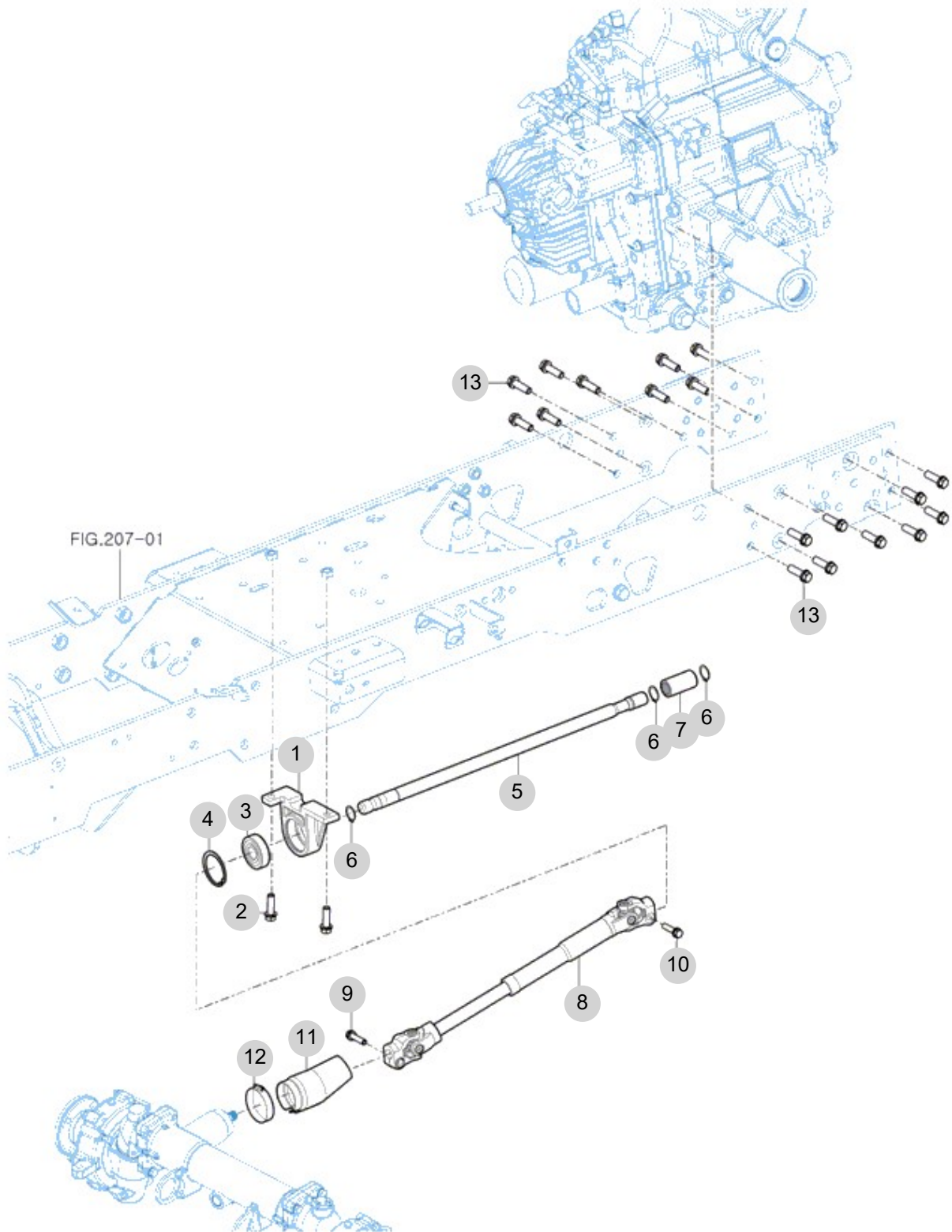
FIG 501 FRONT DRIVE SHAFT	99
FIG 502 FRONT DIFFERENTIAL GEAR	101
FIG 503 FRONT AXLE HOUSING	103
FIG 504 FRONT GEAR CASE (1)	105
FIG 505 FRONT GEAR CASE (2)	107

FIG 501

FRONT DRIVE SHAFT

년/월  
Year/Month

2022-12



NOTE



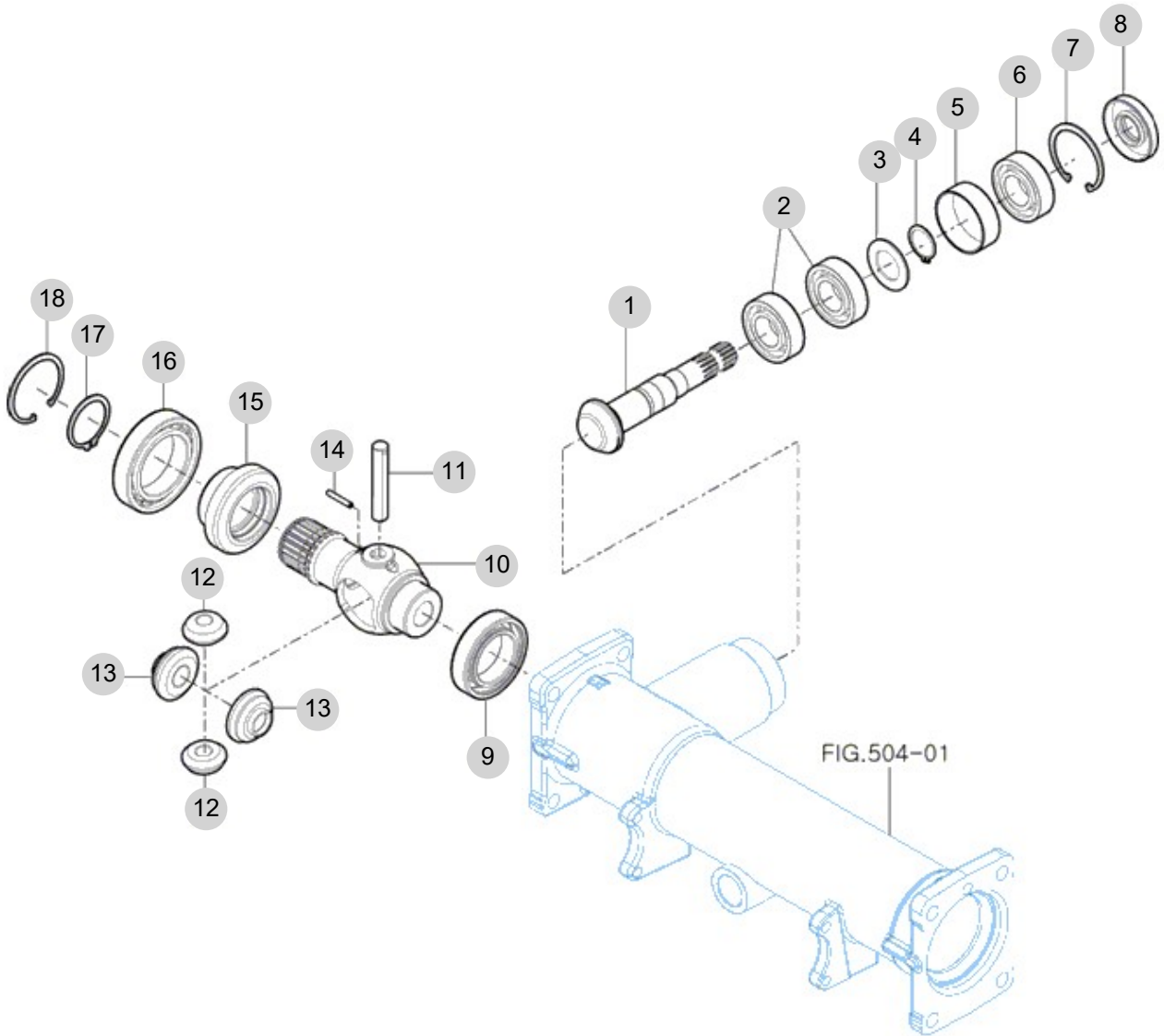
FIG 502

FRONT DIFFERENTIAL GEAR

년/월  
Year/Month

2022-12

T194DE



NOTE

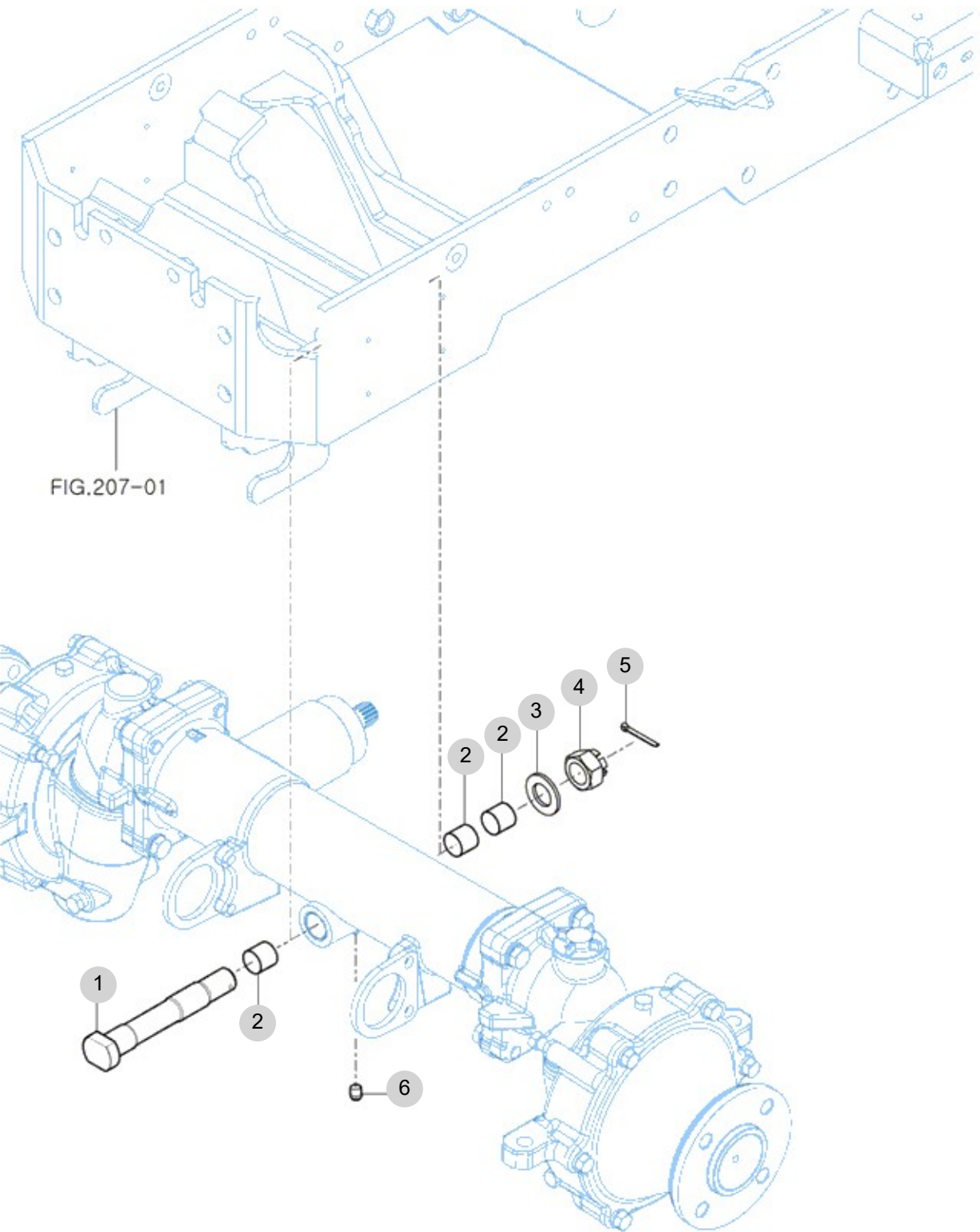


FIG 503

FRONT AXLE HOUSING

년/월  
Year/Month

2022-12



NOTE



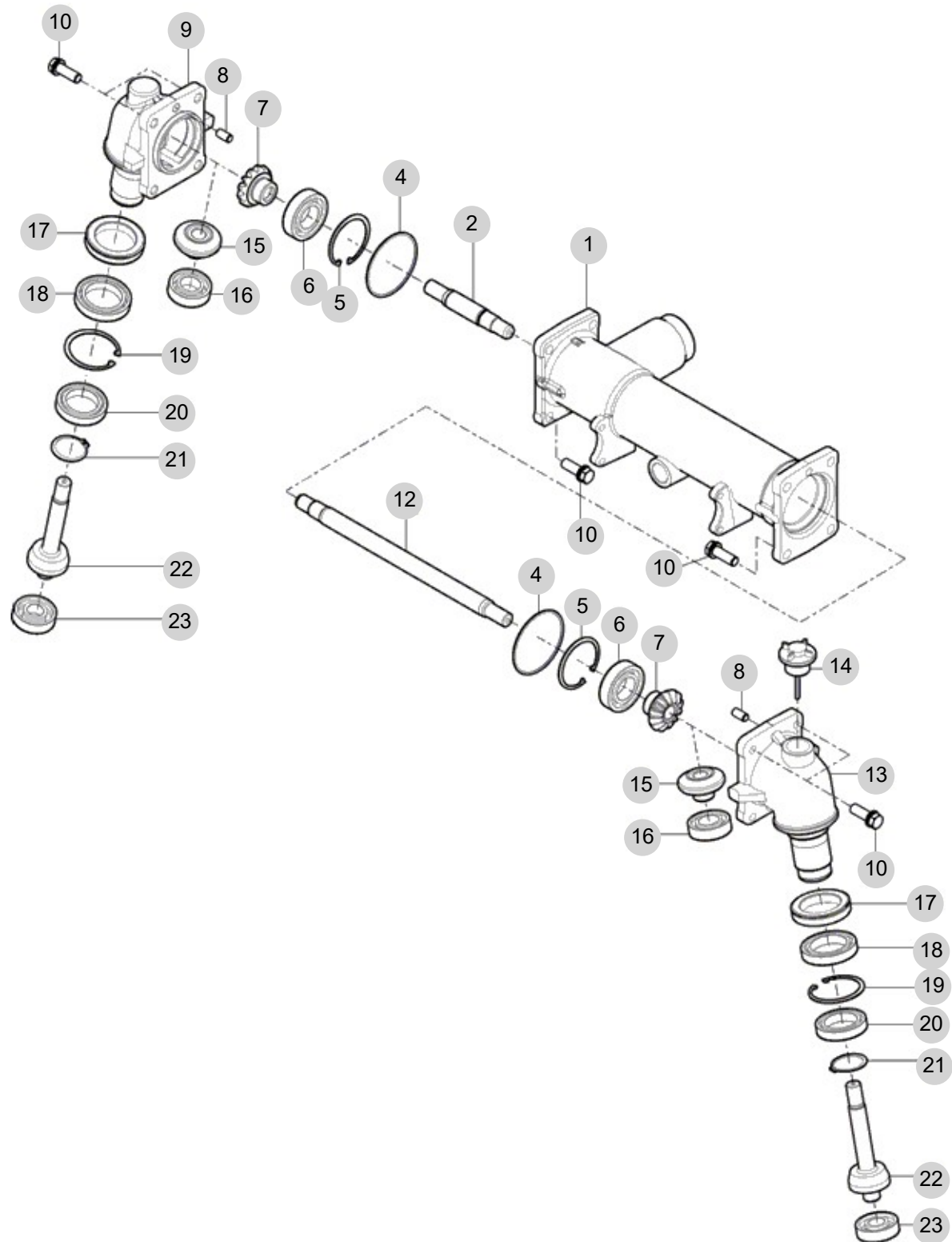


FIG 504

FRONT GEAR CASE (1)

년/월  
Year/Month

2022-12



NOTE

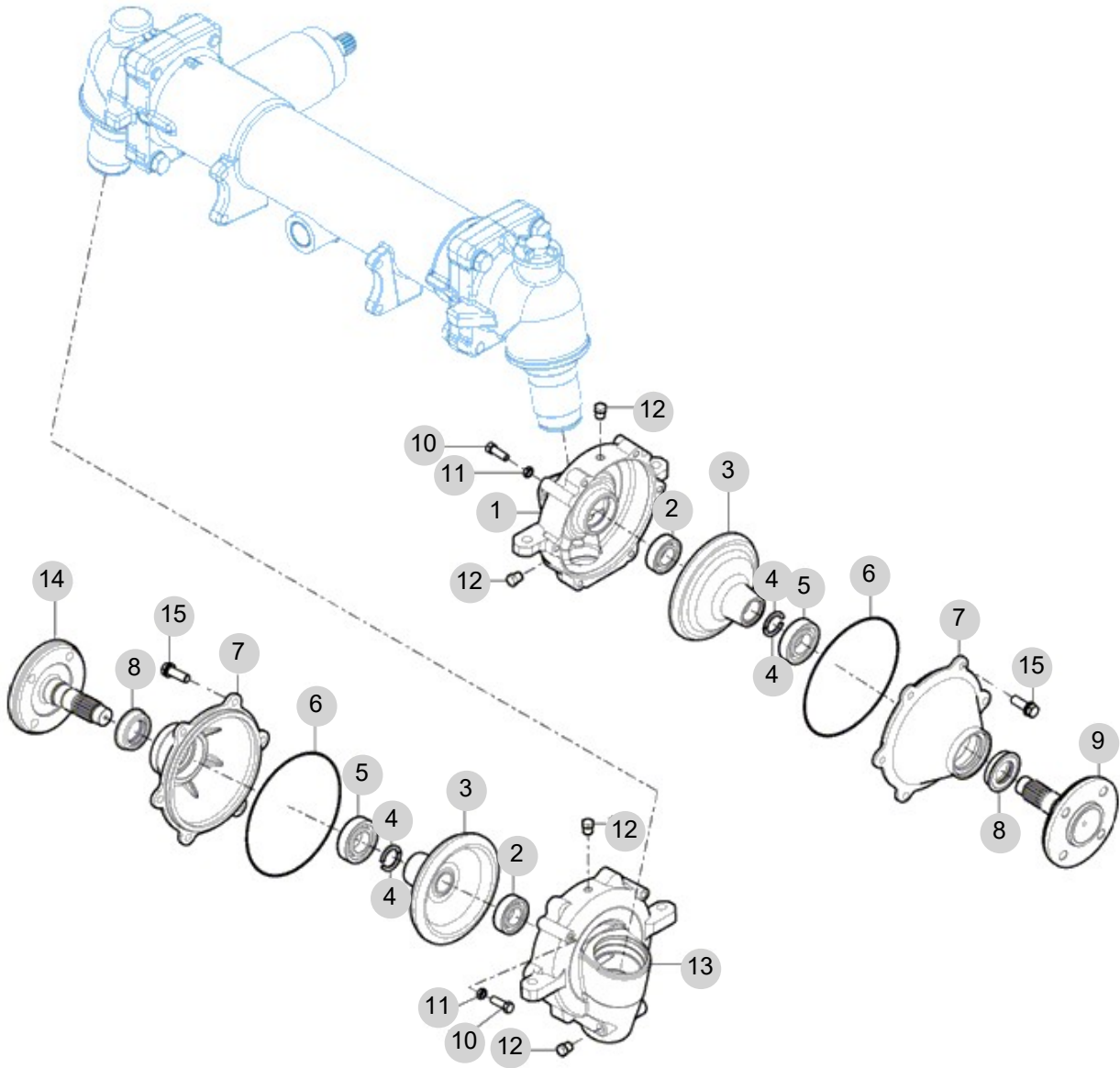


FIG 505

FRONT GEAR CASE (2)

년/월  
Year/Month

2022-12



NOTE



## 6. 유압/3점링크 PART NO. T6

FIG 601 CYLINDER CASE	110
FIG 602 LIFT ARM	112
FIG 603 FLOW CONTROL VALVE	114
FIG 604 MAIN CONTROL VALVE	116
FIG 605 HYDRAULIC SUB	118

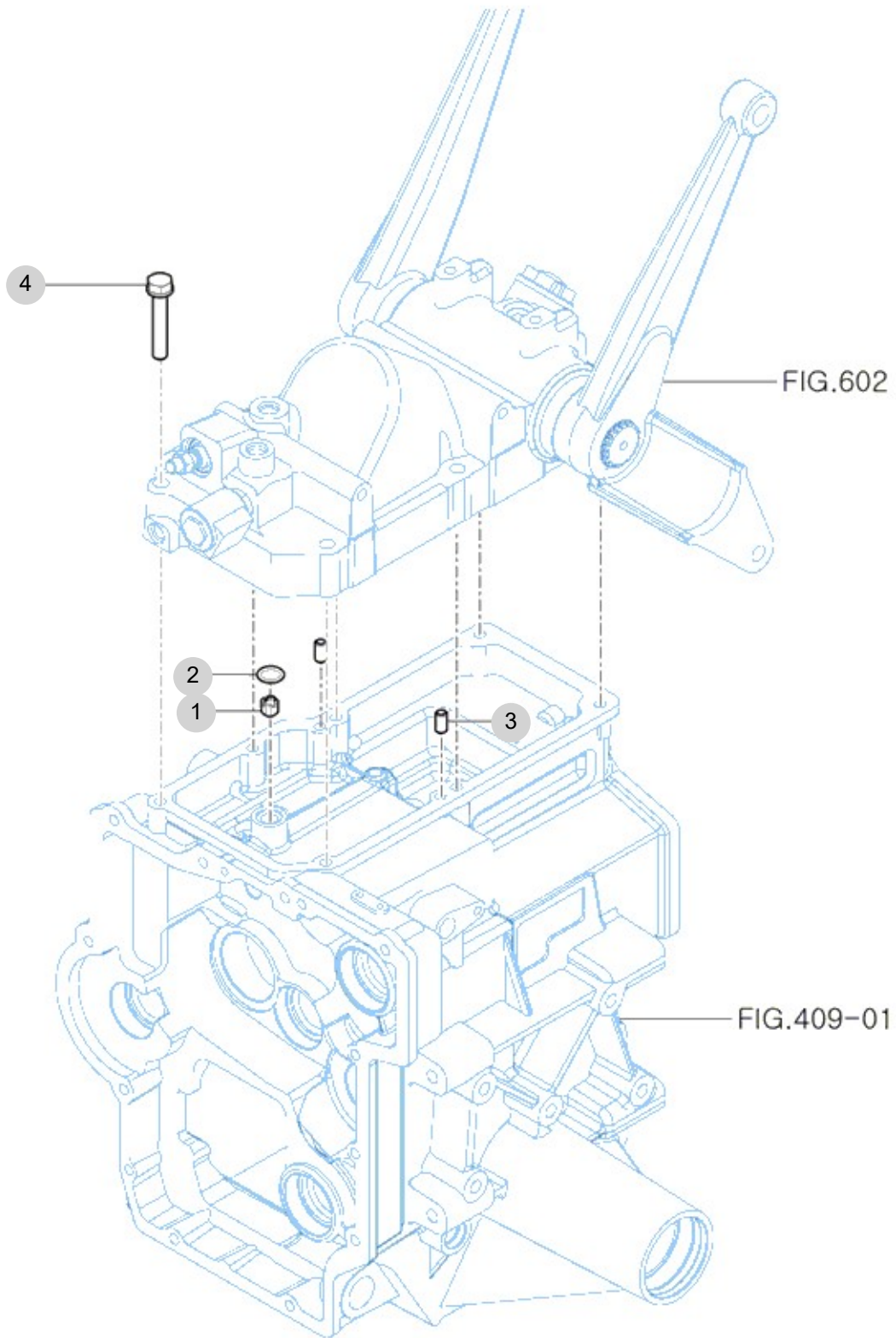
FIG 601

T194DE

CYLINDER CASE

년/월  
Year/Month

2022-12



NOTE



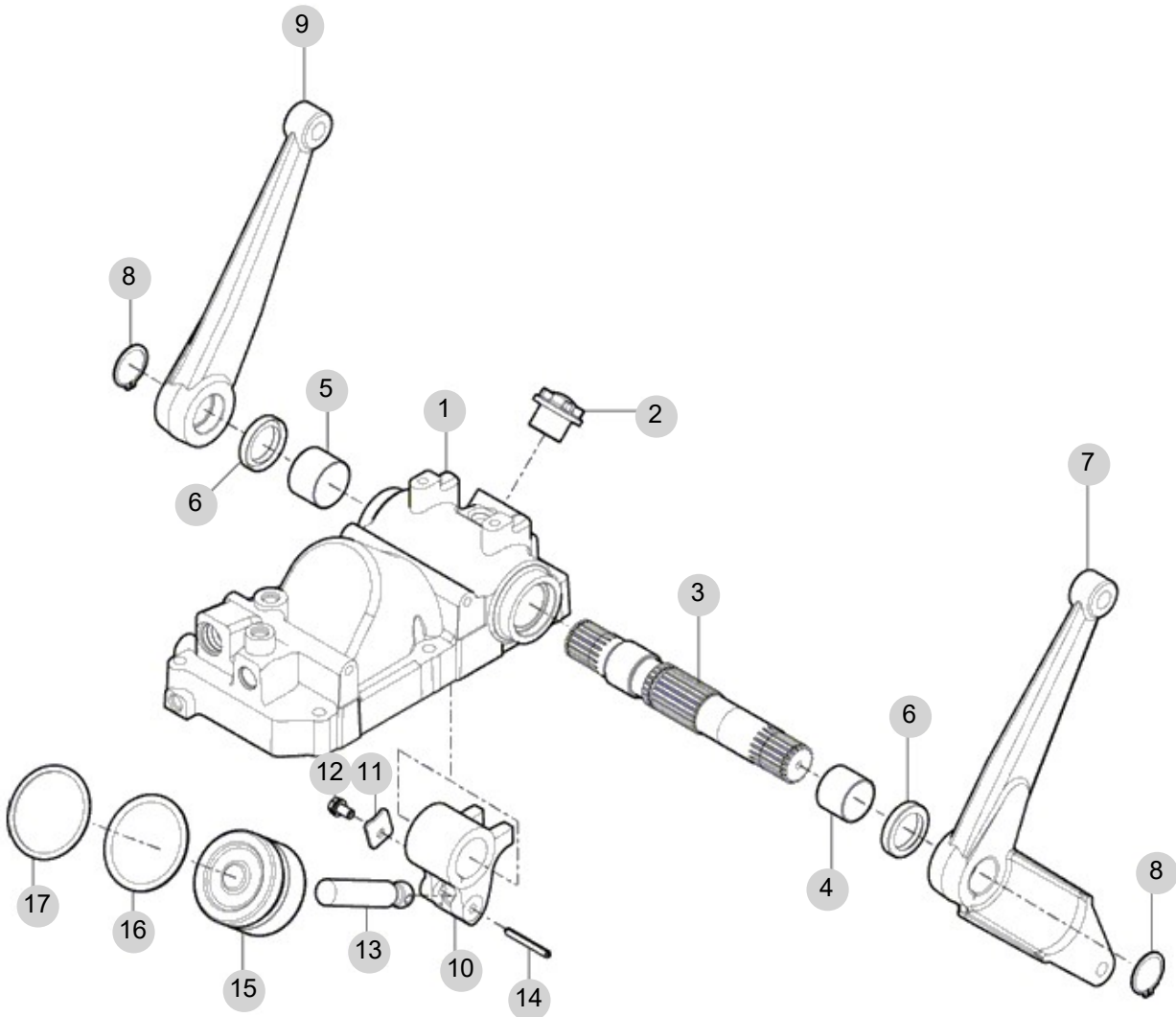
FIG 602

LIFT ARM

년/월  
Year/Month

2022-12

T194DE



NOTE





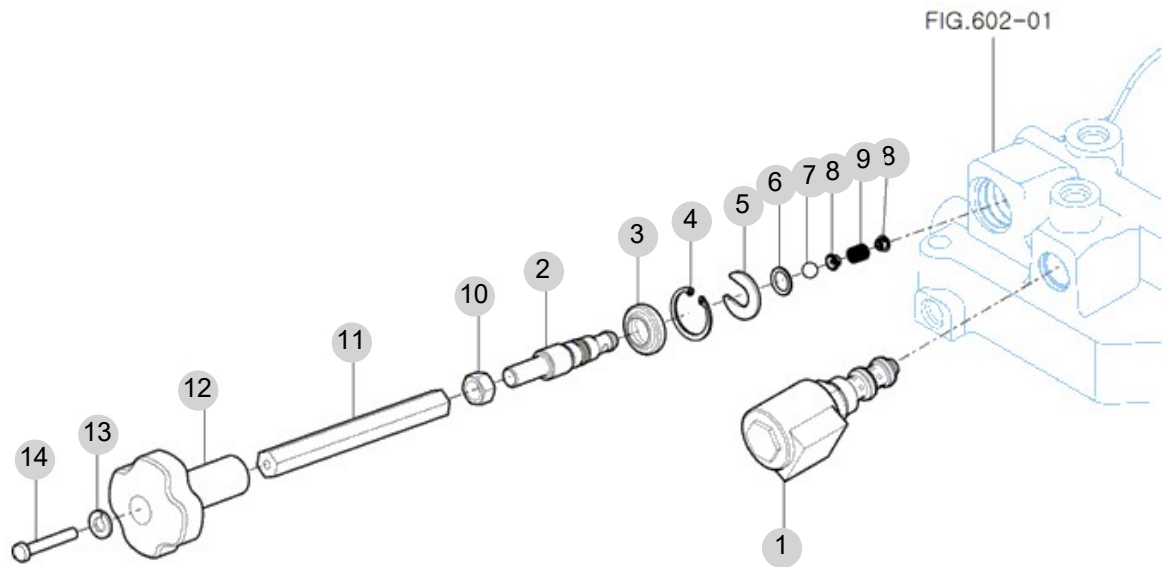
FIG 603

FLOW CONTROL VALVE

년/월  
Year/Month

2022-12

T194DE



NOTE



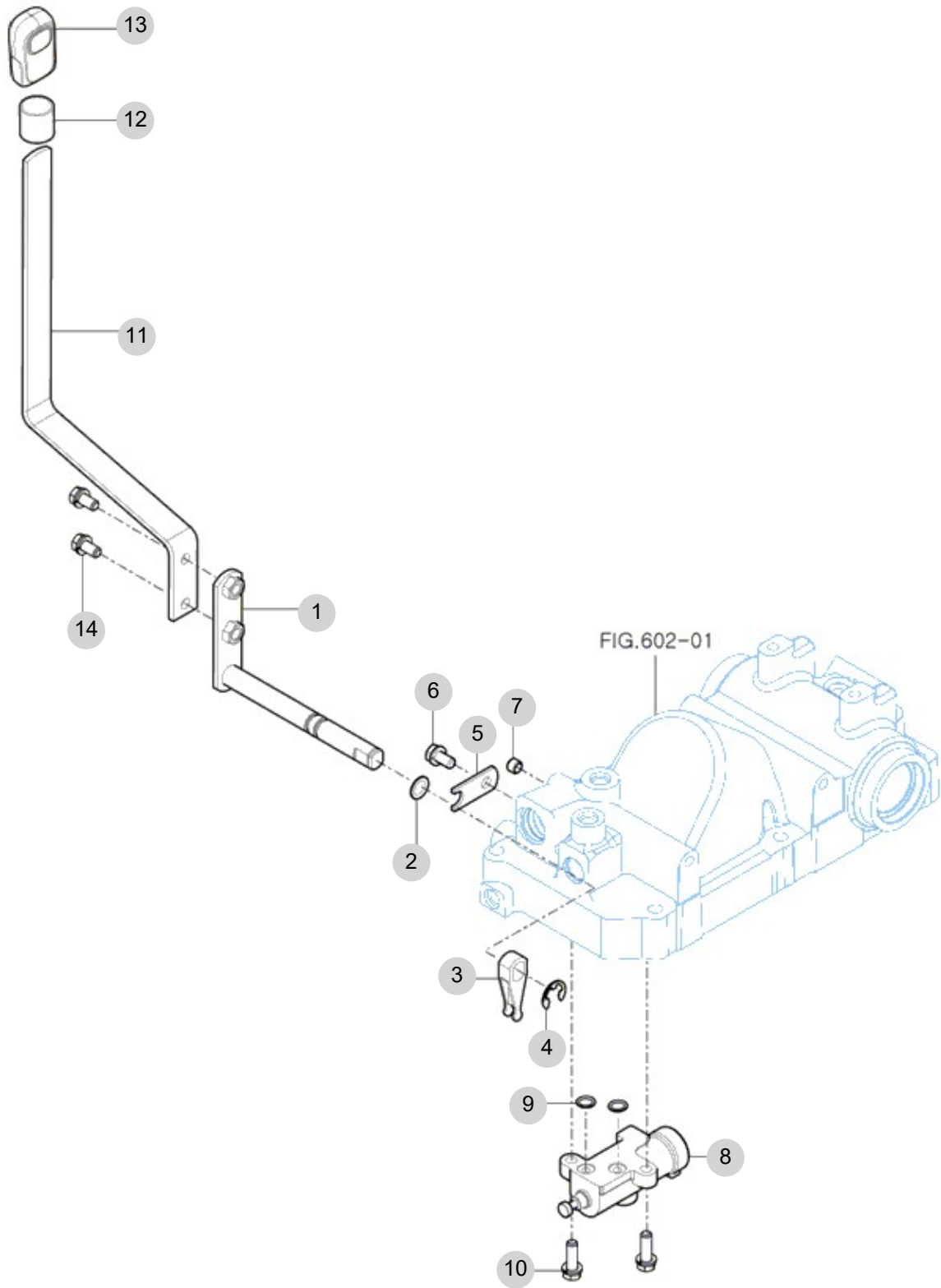
FIG 604

T194DE

MAIN CONTROL VALVE

년/월  
Year/Month

2022-12



NOTE



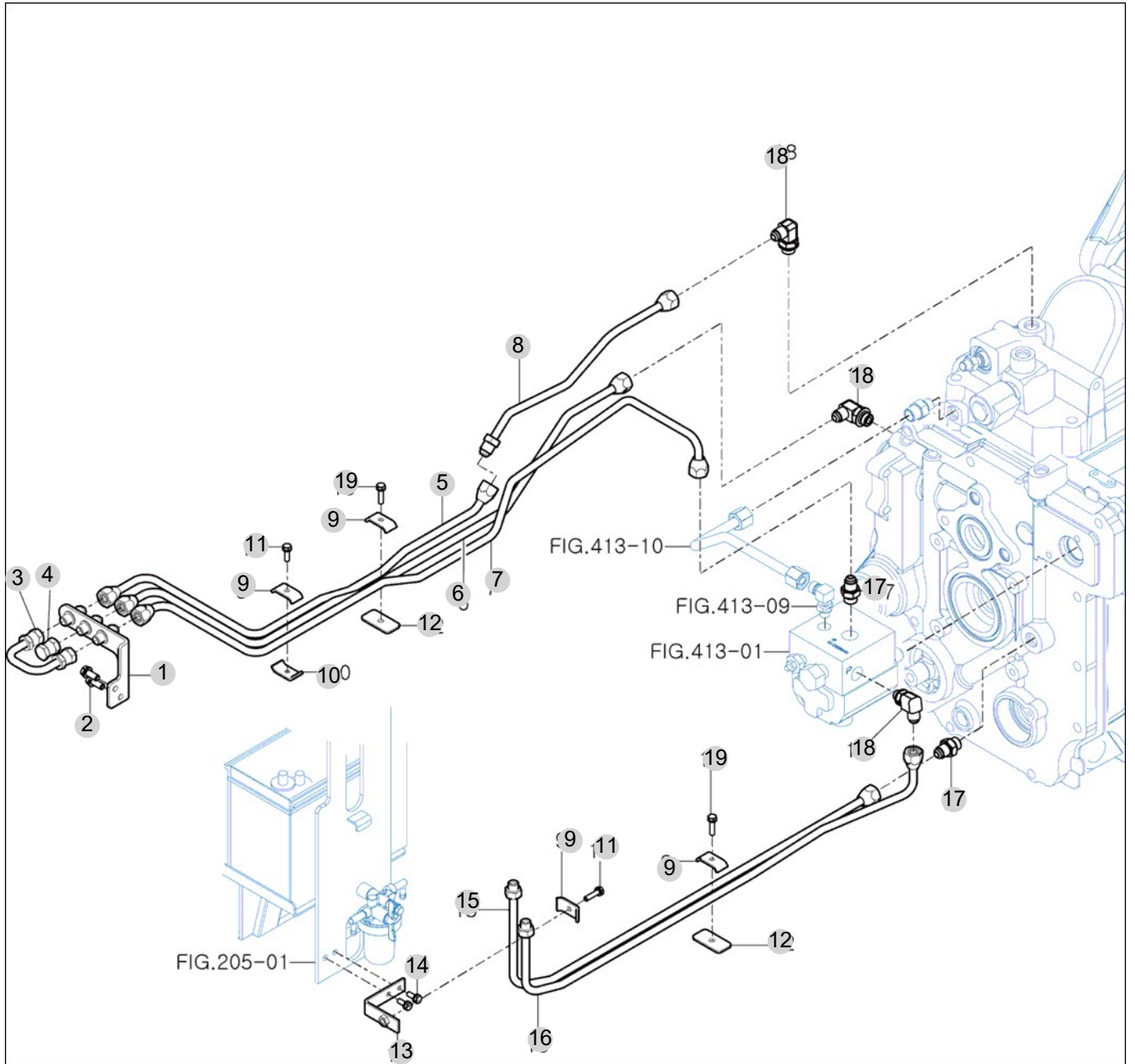
FIG 605

HYDRAULIC SUB

년/월  
Year/Month

T194DE

2022-12



NOTE



## 7. 시트메탈/캐빈 PART NO. T7

FIG 701 BONNET	121
FIG 702 FLOOR	123
FIG 703 SEAT	125
FIG 704 ROPS	127
FIG 705 LEVER COVER & FENDER	130



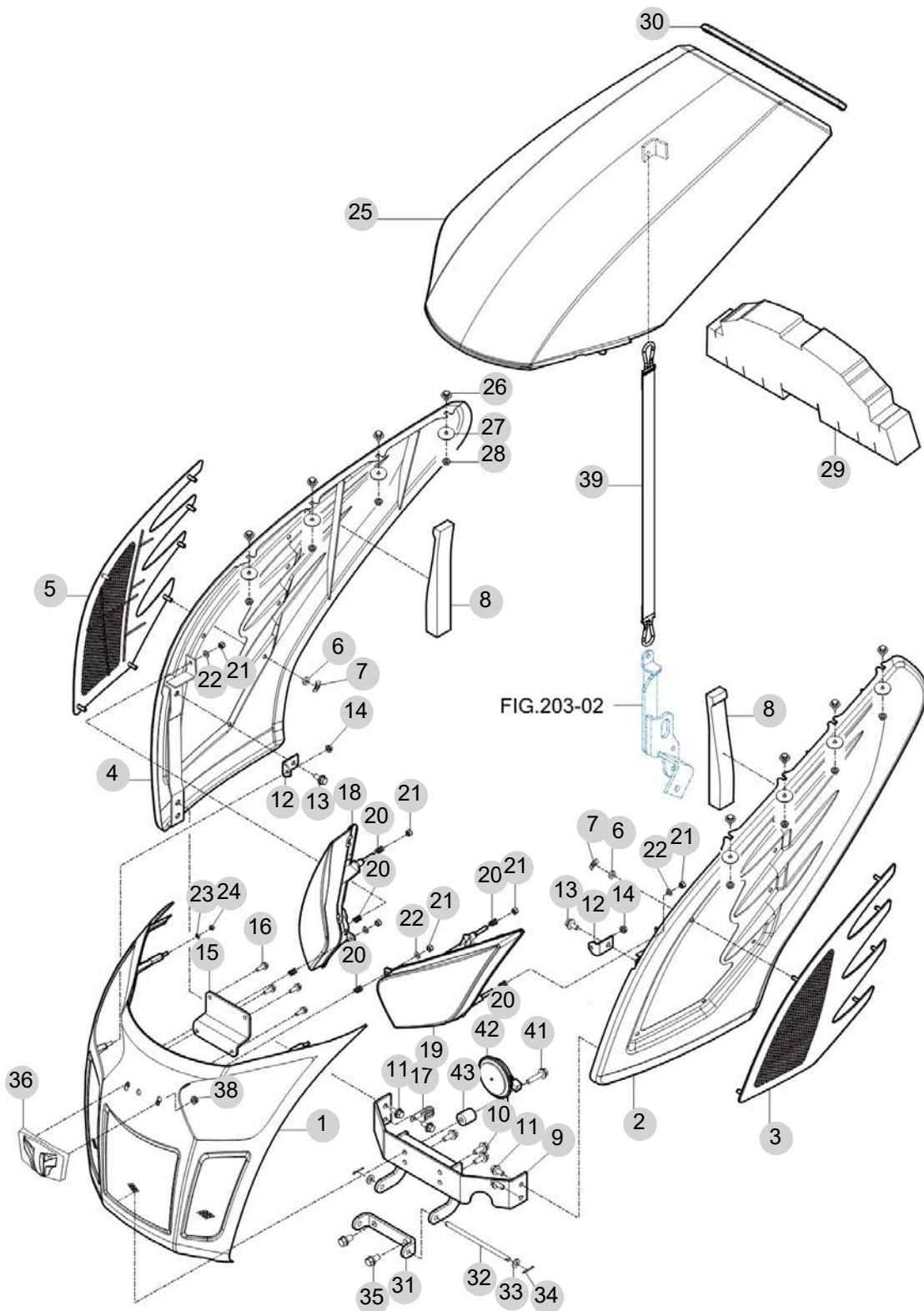
FIG 701

T194DE

BONNET

년/월  
Year/Month

2022-12



NOTE



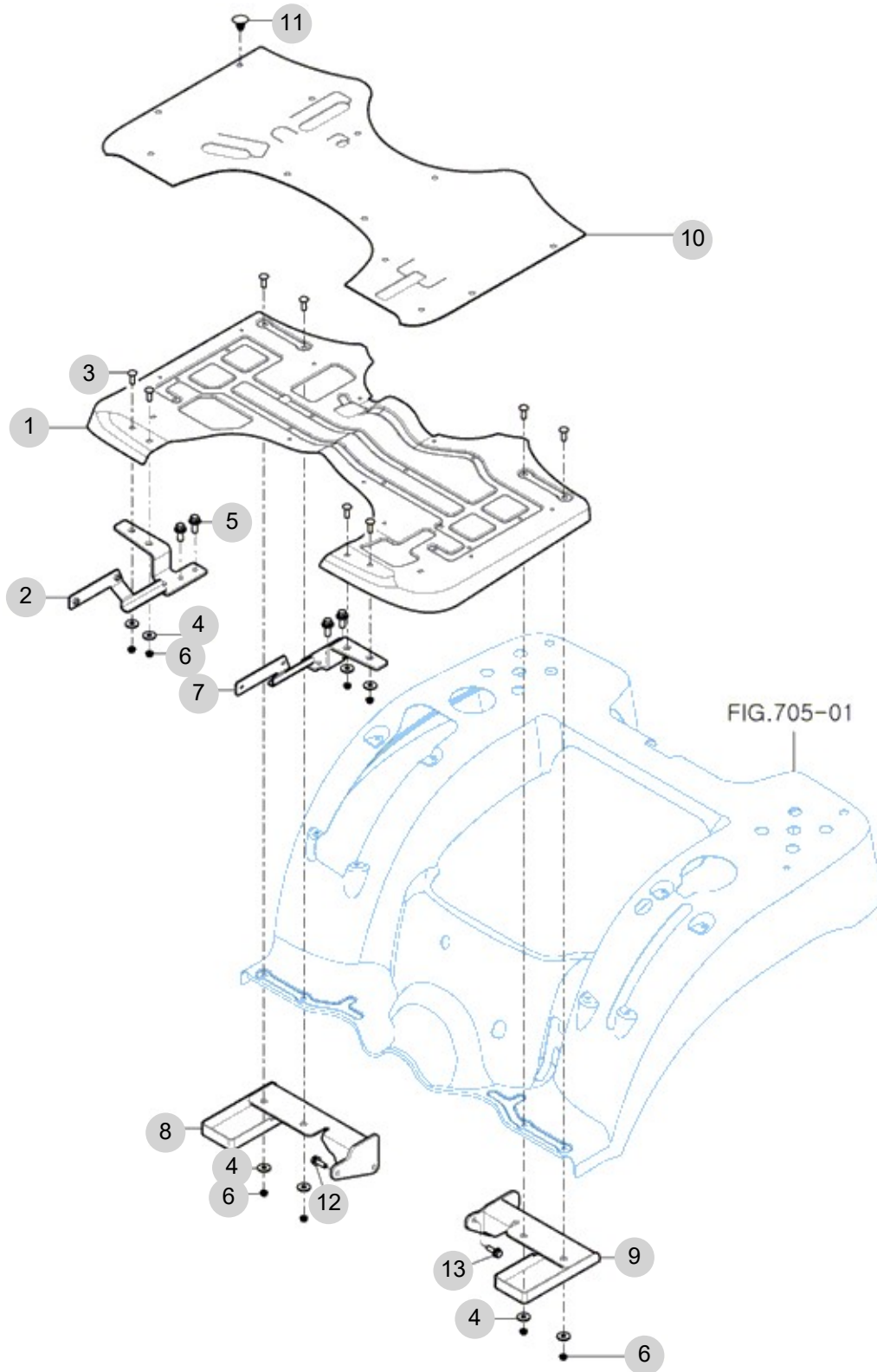
FIG 702

T194DE

FLOOR

년/월  
Year/Month

2022-12



NOTE



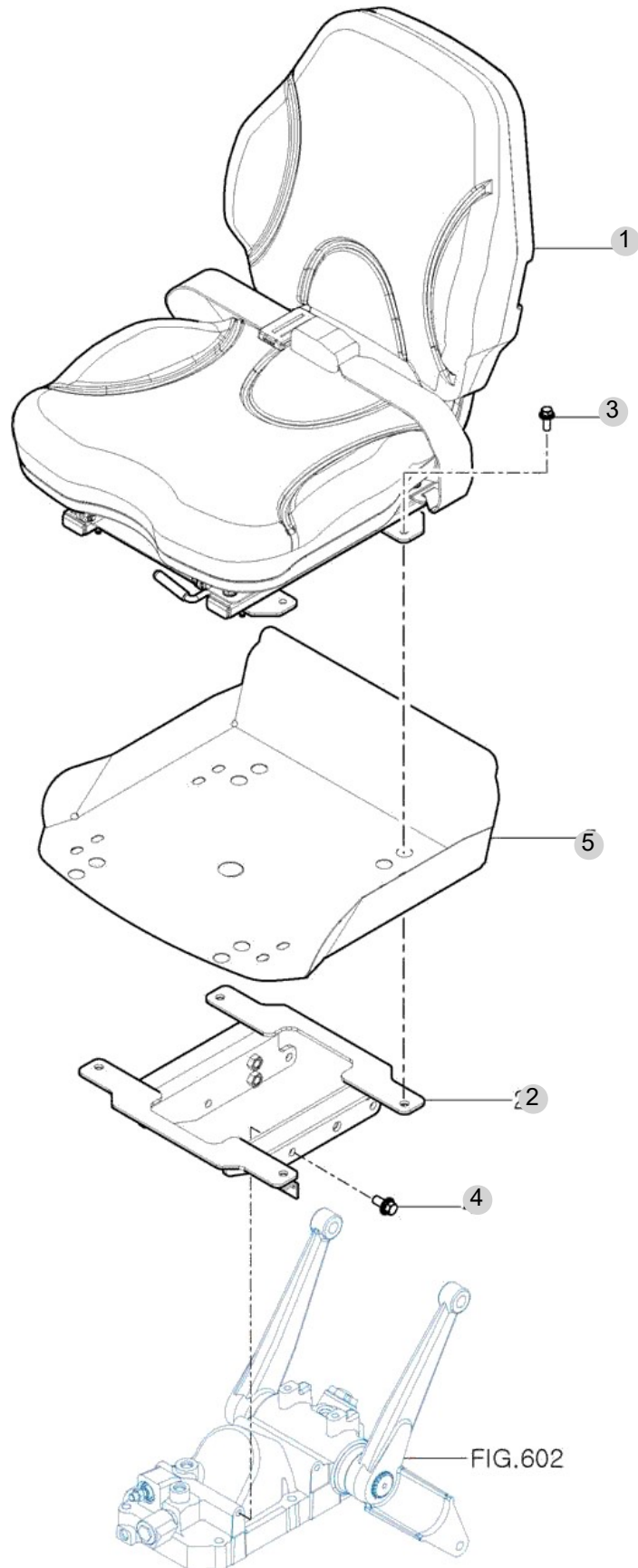
FIG 703

T194DE

SEAT

년/월  
Year/Month

2022-12



NOTE



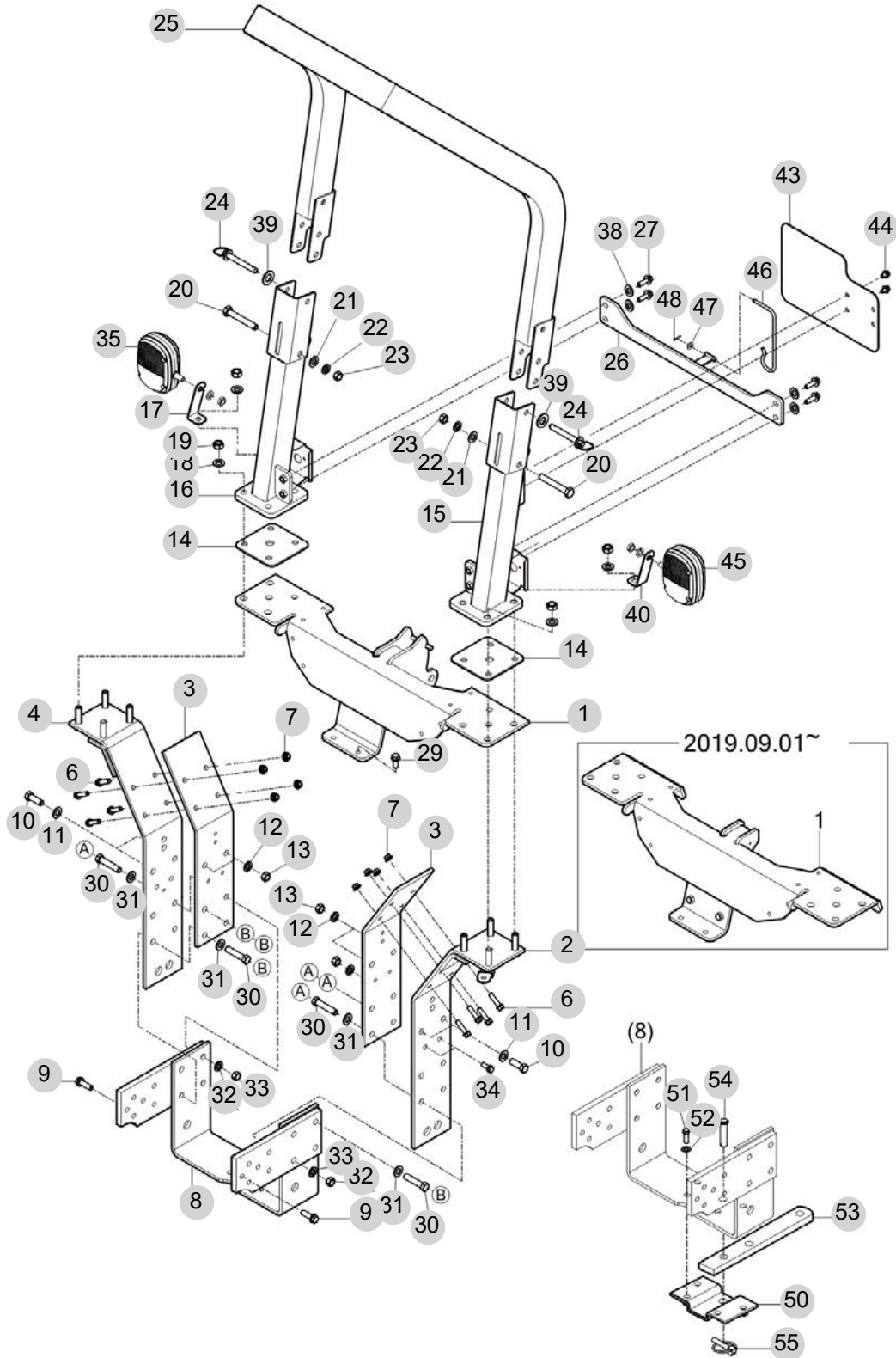
FIG 704

T194DE

ROPS

년/월  
Year/Month

2022-12



NOTE

FIG 704		ROPS						년/월	
								Year/Month	
T194DE								2022-12	
KEY NO	PART NO	DESCRIPTION	SPEC	QTY	REPAIR	EFFECTIVE DATE	REMARKS		
704	1	11657022600GB	프레임 COMP , 중/서포트						
704	2	11617022400GB	프레임 COMP , 좌/서포트						
704	3	11617022700GB	보강 브래킷 , 중/서포트						
704	4	11617022500GB	프레임 COMP , 우/서포트						
704	6	V2173610035	소형육각볼트보통(S)	M10X35	8				
704	7	V3802600100	플랜지볼이육각너트	M10	8				
704	8	11615212101GB	프레임 COMP , 히치						
704	9	V2174612040	소형육각볼트보통(S)	M12X40	12				
704	10	V2013614040	소형육각볼트(보통)	M14X40	4				
704	11	V4111600140	평와셔	M14	4				
704	12	V4011600140	스프링와셔	M14	4				
704	13	V3043600140	소형육각너트보통2종	M14	4				
704	14	11617022900	패드(ROPS)		2				
704	15	11617022102GB	프레임 COMP , 좌/하/ROPS						
704	16	11617022200GB	프레임 COMP , 우/하/ROPS						
704	17	11686562120GB	플레이트 , 우/램프						
704	18	V4011600140	스프링와셔	M14	8				
704	19	V3043600140	소형육각너트보통2종	M14	8				
704	20	V2014614095	소형육각볼트(보통)	14X95	2				
704	21	V4111600140	평와셔	M14	2				
704	22	V4011600140	스프링와셔	M14	2				
704	23	V3043600140	소형육각너트보통2종	M14	2				
704	24	11107027500	고정핀 조합		2				
704	25	11617024100GB	프레임 COMP , 상						
704	26	11657022300GB	프레임 COMP , 크로스						
704	27	V2174610035	소형육각볼트보통(S)	M10X35	4				
704	29	V2173610030	소형육각볼트보통(S)	M10X30	2				
704	30	V2004614070	소형육각볼트(보통)		8				
704	31	V4111600140	평와셔	M14	8				
704	32	V4011600140	스프링와셔	M14	8				
704	33	V3043600140	소형육각너트보통2종	M14	8				
704	34	V2183610025	소형육각볼트보통(SP)	M10X25	2				
704	35	11686563000	램프(ком비네이션) ASSY(우)		1				
704	38	V4111600100	평와셔	M10	4				
704	39	19027722030	그로맷(15X36X3)	1X1X1	2				
704	40	11686562110GB	플레이트 , 좌/램프						
704	43	11687023010	플레이트 , 속도						
704	44	V2183608016	소형육각볼트보통(SP)		2				
704	45	11686562000	램프(ком비네이션) ASSY(좌)		1				
704	46	16705251100	후크(톱링크)		1				
704	47	V4111600050	평와셔	M5	1				
704	48	V5001920015	분할핀	2X15	1				
704	50	11615212200GB	드로바 브래킷 COMP						
704	51	V2013614035	소형육각볼트(보통)		4				
704	52	V4011600140	스프링와셔		4				
NOTE									





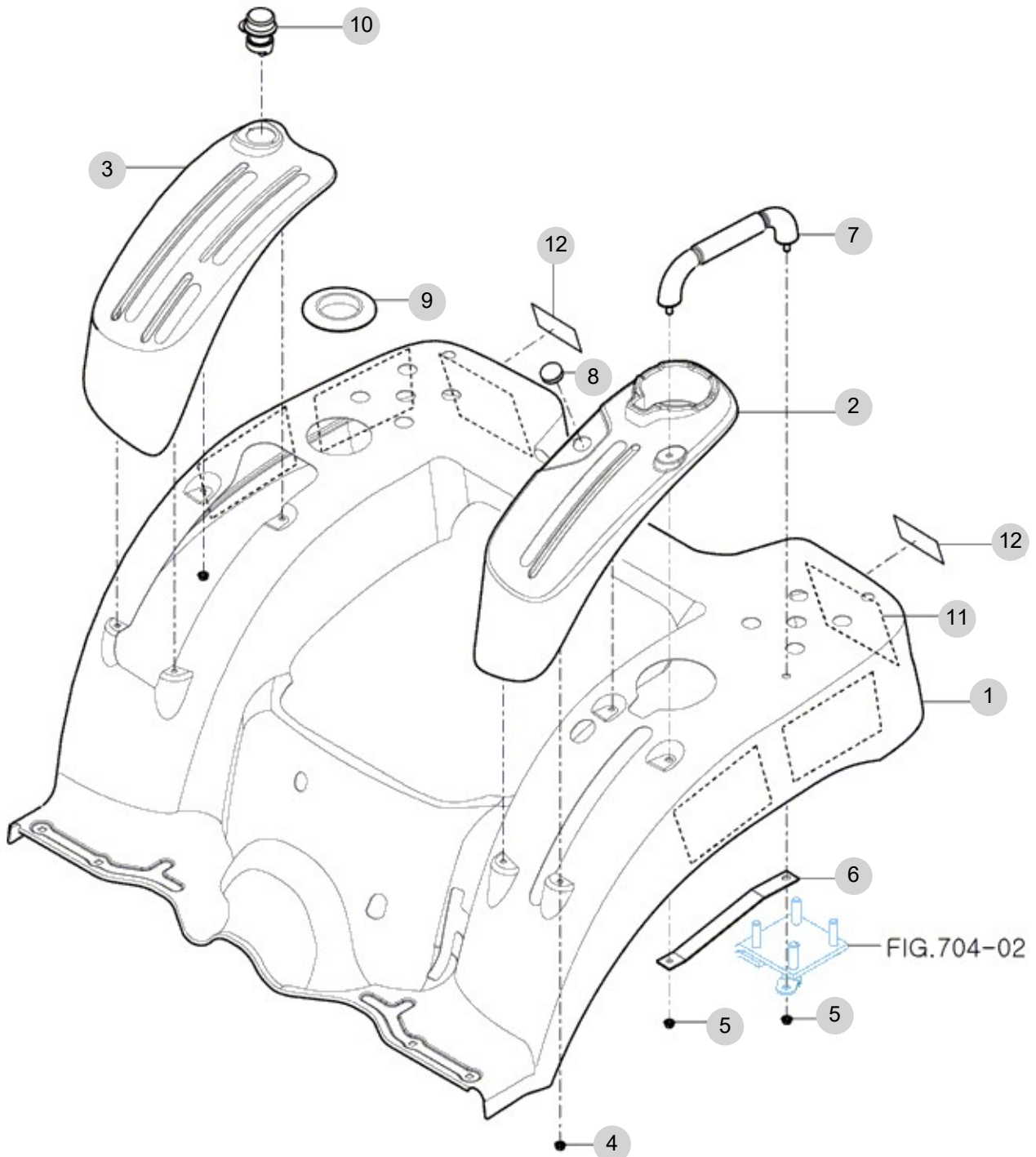
FIG 705

T194DE

LEVER COVER & FENDER

년/월  
Year/Month

2022-12



NOTE



## 8. 전장 PART NO. T8

FIG 801 BATTERY MOUNTING	133
FIG 802 INSTRUMENT PANEL	135
FIG 803 HARNESS(1)	137
FIG 804 HARNESS(2)	139

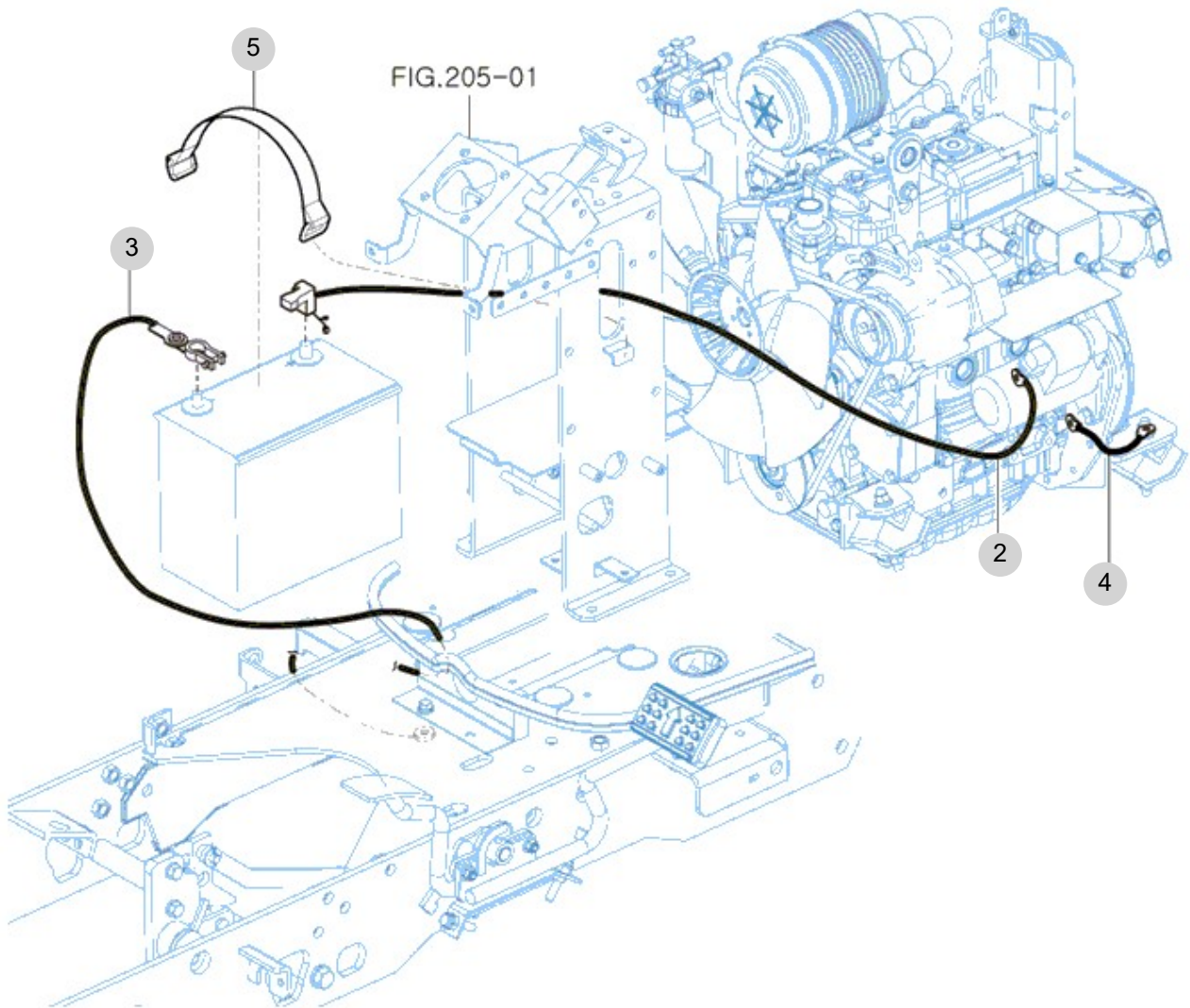
FIG 801

T194DE

BATTERY MOUNTING

년/월  
Year/Month

2022-12



NOTE



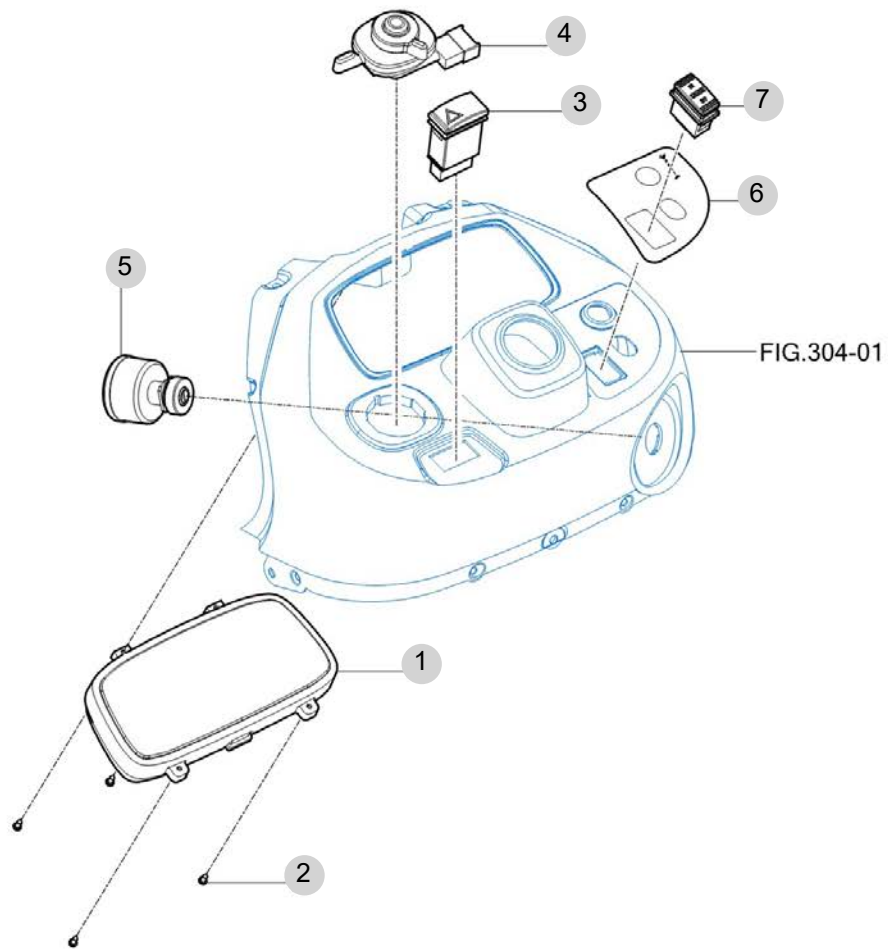
FIG 802

T194DE

INSTRUMENT PANEL

년/월  
Year/Month

2022-12



NOTE





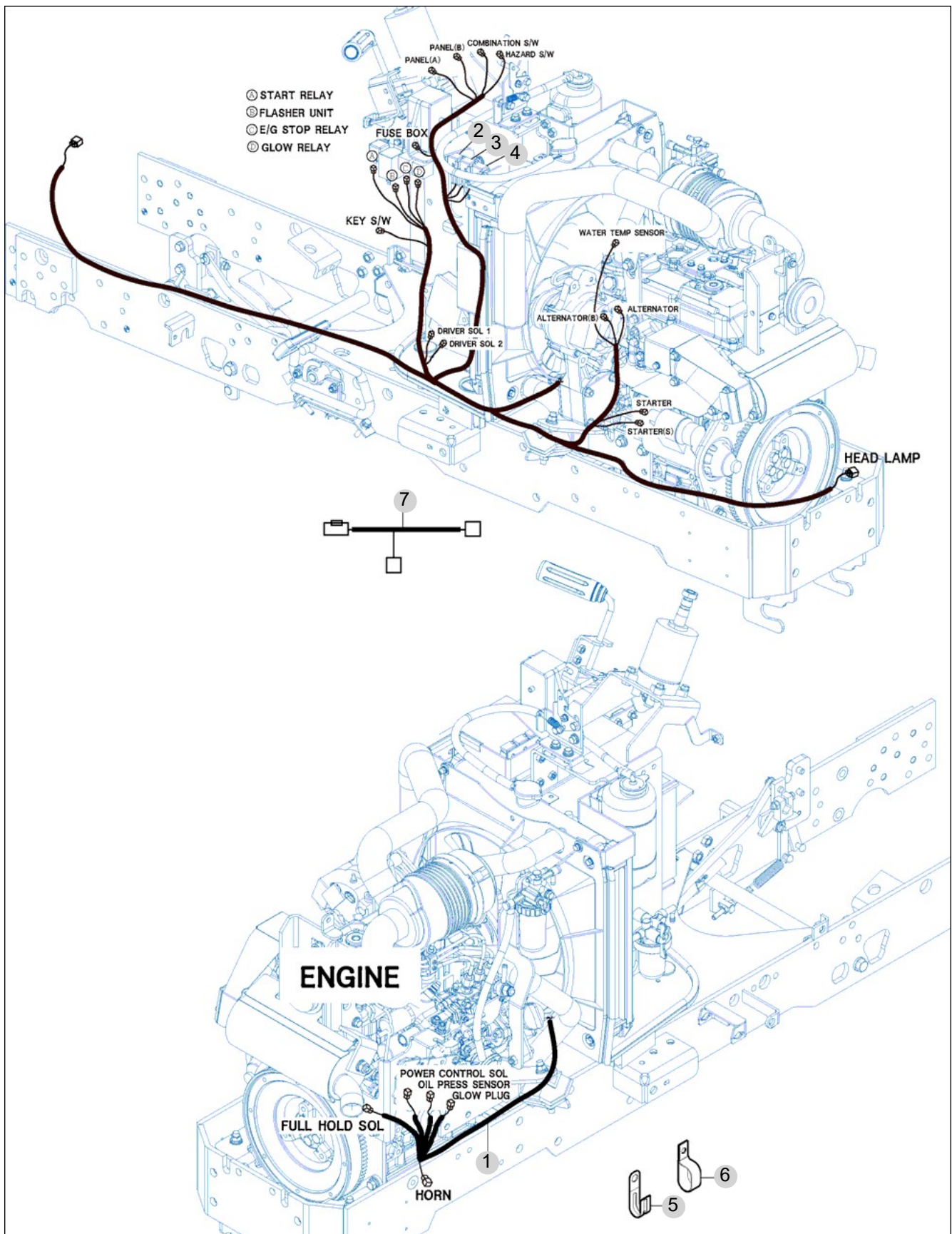
FIG 803

HARNESS(1)

년/월  
Year/Month

2022-12

T194DE



NOTE



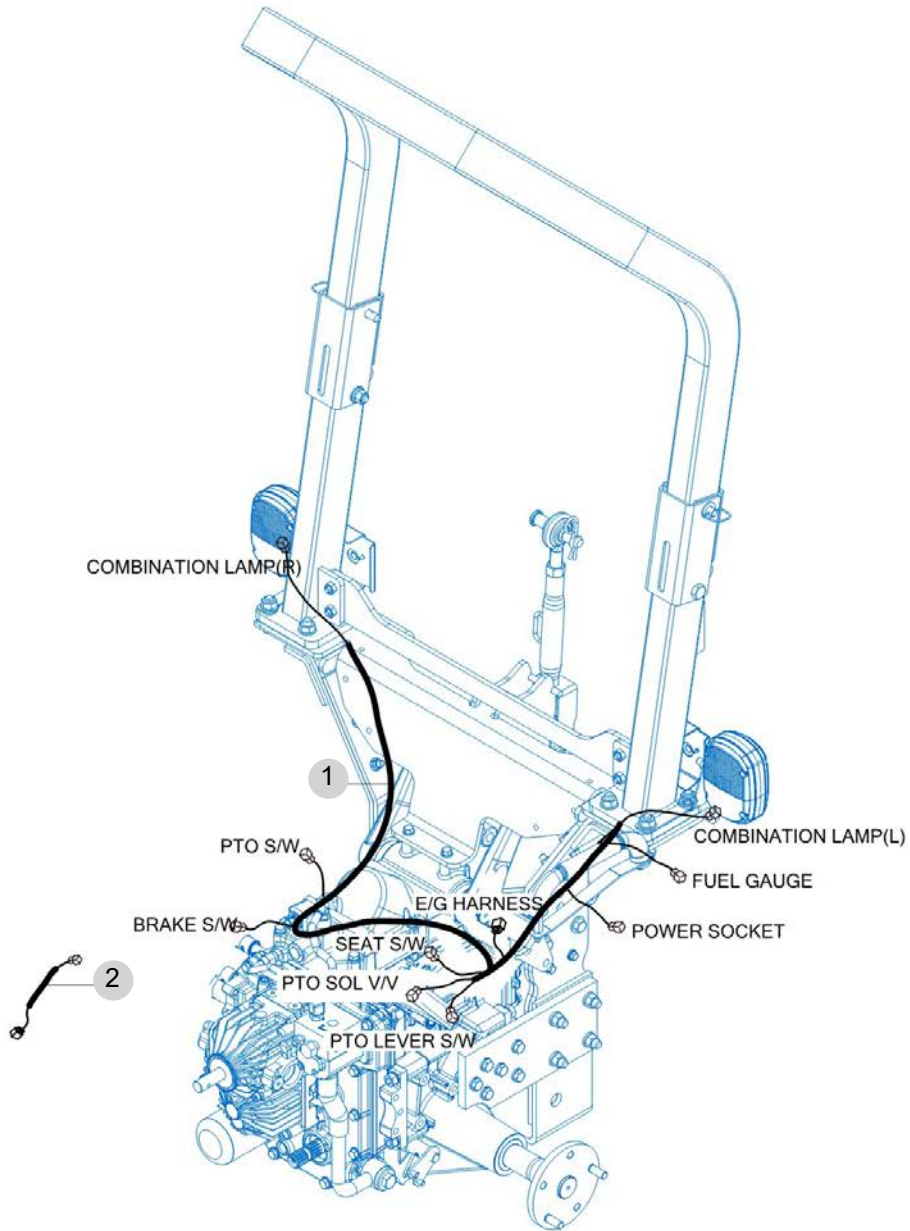
FIG 804

HARNES(2)

년/월  
Year/Month

2022-12

T194DE



NOTE



## 9. 라벨/옵션 PART NO. T9

FIG 901 TOOL & ACCESSORY

142

FIG 902 LABEL

144

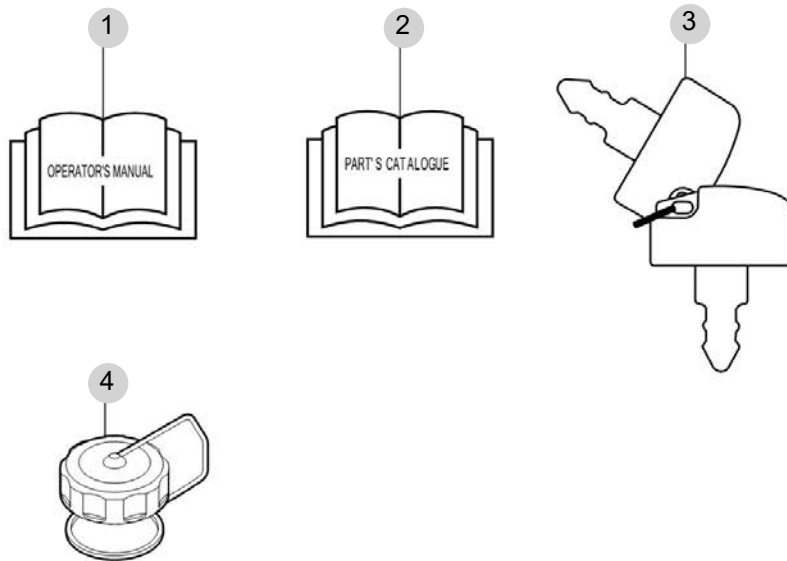
FIG 901

T194DE

TOOL & ACCESSORY

년/월  
Year/Month

2022-12



NOTE



FIG 902

LABEL

년/월  
Year/Month

T194DE

2022-12

**PARKING BRAKE**  
Press down the master brake pedal and lock the parking lever at the same time

2

**WARNING**  
Always apply the park brake when parking. Failure to do so can cause accidents and damages.

3

**WARNING**

- Start engine only from operators seat. If safety start switch is by passed engine can start with transmission in gear.
- Do not connect or short across terminal on starter solenoid.
- Attach booster cables as shown on battery decal and operators manual.

Starting in gear causing runaway can result in serious injury.

4



**WARNING**  
Work in ventilated Area.

6

**WARNING**  
Always fasten Your seat belt.

8

**DANGER**  
Do not ride except operator.

7

**WARNING**  
Additions, alterations, cracking, damage or corrosion to this structure may adversely affect the performance of the ROPS.

18

# T194

## TYM

1

60

31



**WARNING**  
Do not remove radiator cap while engine is hot. Hot steam will injure you.

9

**WARNING**  
Traveling on the road.  
1. Raising blades on an implement.  
2. Making adjustment to an implement.  
3. Sudden dropping of an implement can cause serious injury or death.

10

**WARNING**  
Never use the diff-lock at high speed or on the road as this can cause rollover and injury.

11

**DANGER**  
This Tractor may tip over unexpectedly and quicker than an operator is able to jump free:

- Never operate a tractor without a proper Roll over Protection Structure (ROPS)
- Always wear your seat belt when operating this tractor equipped with roll over protection.
- Never pull from above or from the rear axle.
- Do not operate the tractor on steep slopes or near drop offs.
- Avoid sharp high speed turns.

Serious injury or death may result from tractor upsets.

19



EPA REGULATION  
USE ULTRA LOW SULFUR FUEL ONLY

22

**WARNING**  
Do not use the tractor while drinking or using tobacco. Do not operate the tractor while impaired by drugs or alcohol. Do not operate the tractor while fatigued.

23

**WARNING**  
Do not use the accelerator lever except working on the field.

24



**WARNING**  
Operator's manual

13

**CAUTION**  
Keep hands and clothing away from rotating fan and belts to prevent serious injury.

12



**HOT**

14

**CAUTION**  
Do not touch while the system is hot. It cause serious burns.

15

**WARNING**  
Death or injury may result if this tractor over turns with the ROPS in the folded down position. Operate this tractor with the ROPS folded down only when necessary. Do not wear seat belt if operated with ROPS folded down.

20

TOMY YANG MODEL S&S  
SERIAL NUMBER  
SV e13 0140

21



**CAUTION**  
Prolonged exposure to loud noise can cause hearing loss. Wear ear protection.

33



**WARNING**  
Attach implements and trailers to the tractor only using the prescribed draw-bar or hitch.

28

**DANGER**  
Rotating driveline contact can cause death. KEEP AWAY! Keep all drive line Tractor and equipment shields in place during operation.

29

NOTE



